



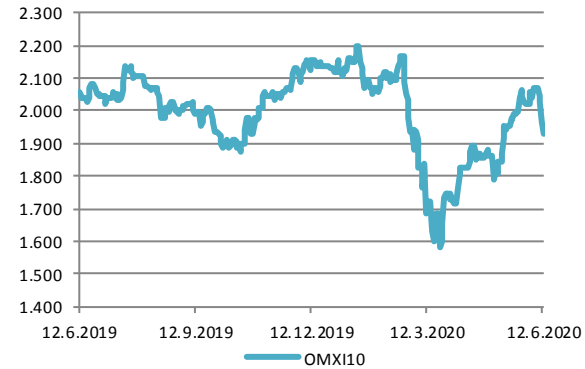
Vikubyrjun
Innlendar markaðsupplýsingar
15. júní 2020

Hlutabréf

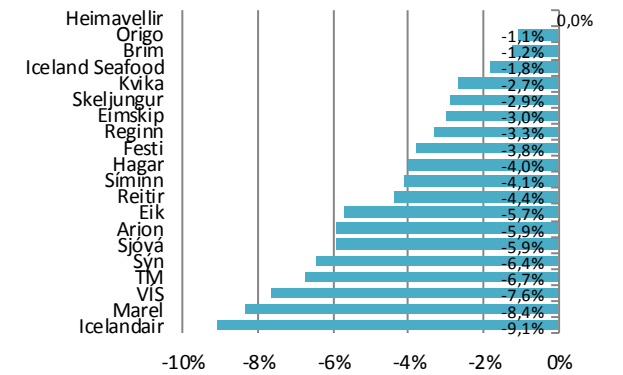
Félag	Verð	Velta (m.kr.)	Breyting síðan ...				
			áramót	1V	1M	3M	12M
OMXI10	1931,0	7.803	-9,0%	-6,8%	0,8%	14,8%	-6,2%
Marel	646,0	1.524	7,0%	-8,4%	0,2%	34,0%	18,7%
Icelandair	2,0	34	-73,5%	-9,1%	30,7%	-48,2%	-81,9%
Eimskip	130,0	3,2	-31,4%	-3,0%	-3,0%	-11,6%	-31,8%
Brim	39,7	20,6	4,2%	-1,2%	-0,7%	6,7%	23,3%
Iceland Seafoo	8,2	231	-17,7%	-1,8%	7,9%	13,5%	-11,2%
Hagar	48,0	423	9,6%	-4,0%	-2,0%	12,9%	17,4%
Festi	126,5	617	-2,3%	-3,8%	3,7%	22,8%	5,0%
Skeljungur	8,2	356	2,4%	-2,9%	3,5%	11,4%	2,8%
Sýn	25,4	33	-27,4%	-6,4%	-7,5%	-7,3%	-29,4%
Síminn	5,8	460	10,0%	-4,1%	-3,0%	20,2%	32,8%
Origo	28,0	2	7,9%	-1,1%	14,1%	33,3%	9,9%
Arion	60,5	1.945	-29,9%	-5,9%	4,1%	-7,2%	-23,0%
Kvika	9,2	591	-13,5%	-2,7%	10,2%	14,4%	-19,9%
Sjóvá	19,1	543	1,9%	-5,9%	0,0%	30,5%	2,7%
VÍS	9,8	307	-9,8%	-7,6%	-2,1%	16,4%	-23,8%
TM	31,8	206	-10,4%	-6,7%	3,8%	28,2%	-6,6%
Reginn	16,9	182	-22,4%	-3,3%	-3,7%	-7,1%	-23,7%
Reitir	51,5	218	-27,4%	-4,4%	-2,9%	-9,9%	-37,9%
Eik	6,9	106	-15,8%	-5,7%	-1,7%	6,6%	-23,9%
Heimavellir	1,5	1,3	29,2%	0,0%	0,0%	0,0%	21,7%

Leiðrétt fyrir arðgreiðslum. Heimild: Kodiak, útreikningar Hagfræðideildar

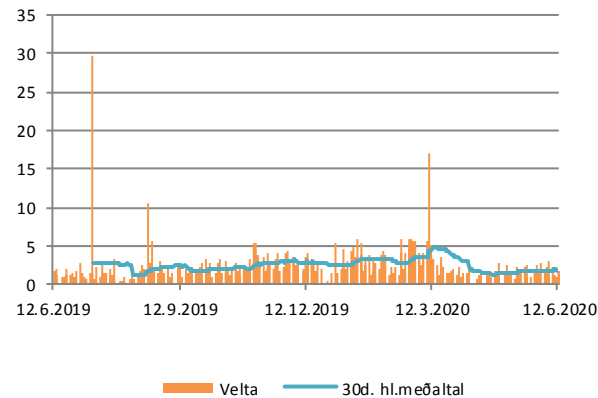
Úrvalsvísitalan



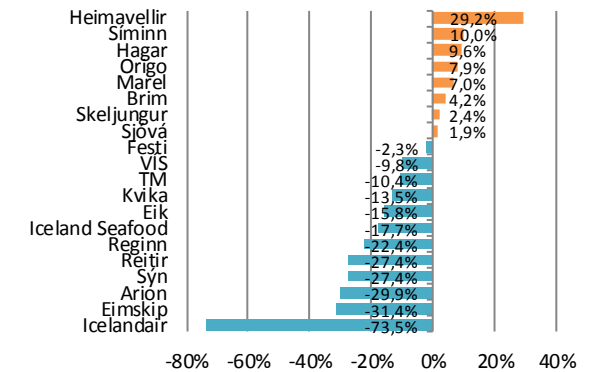
Breyting í vikunni



Velta



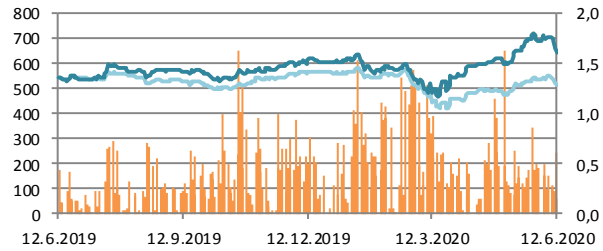
Frá áramótum



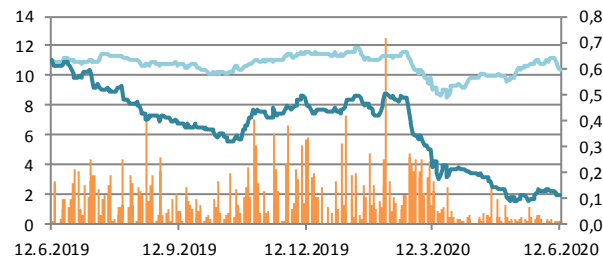
Hlutabréf

— Velta (h.ás, ma.kr./dag)
— Verð
— OMXIB

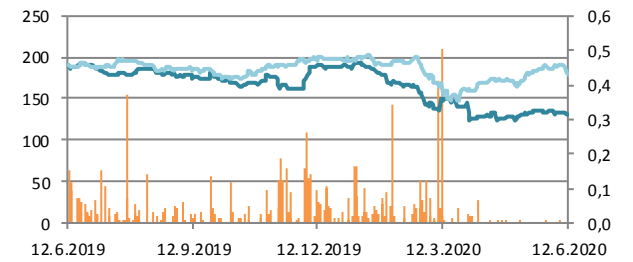
Marel



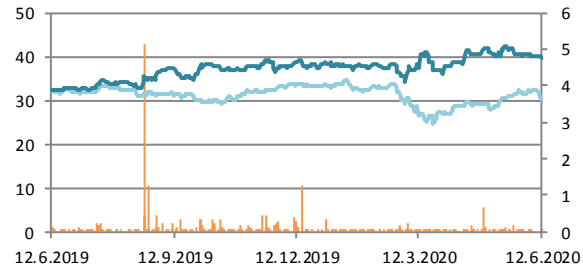
Icelandair



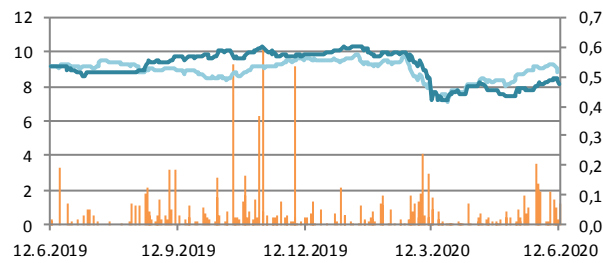
Eimskip



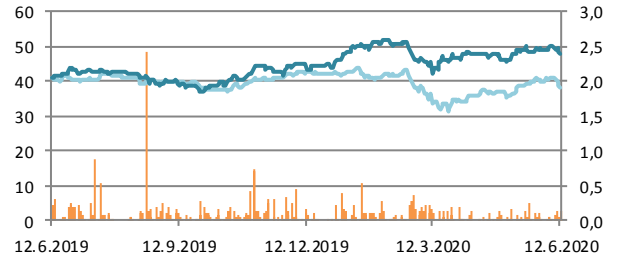
Brim



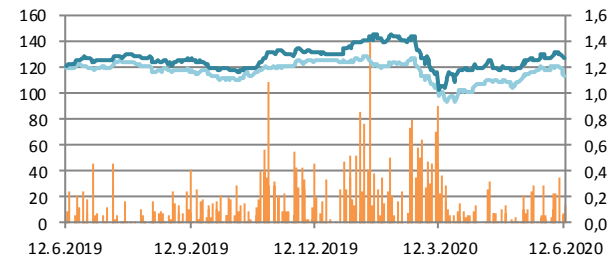
Iceland Seafood



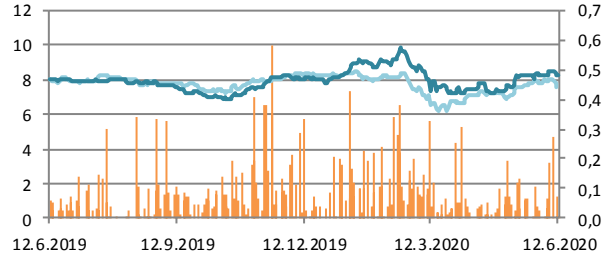
Hagar



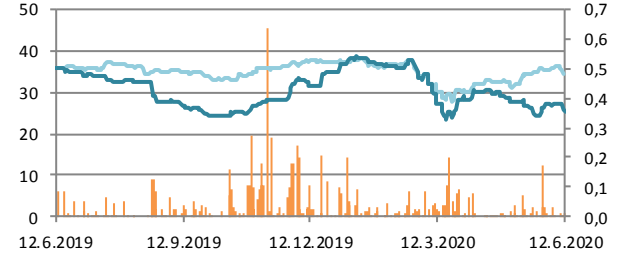
Festi



Skeljungur



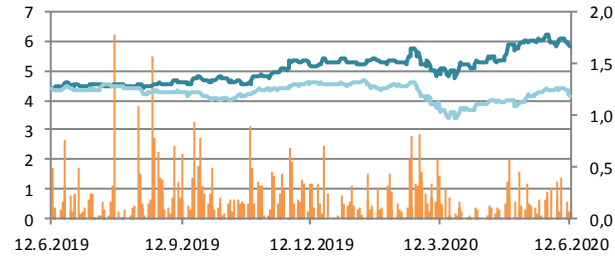
Sýn



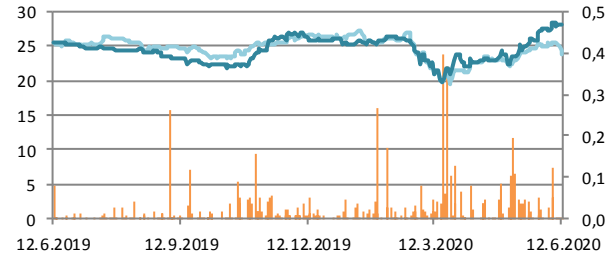
Hlutabréf

— Velta (h.ás, ma.kr./dag)
— Verð
— OMXIB

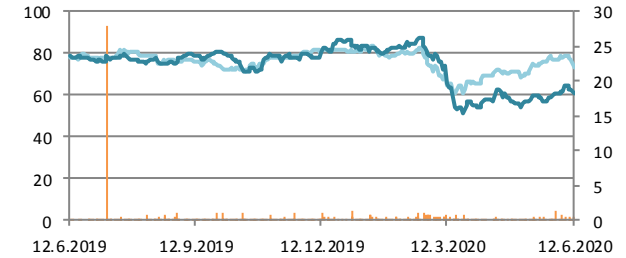
Síminn



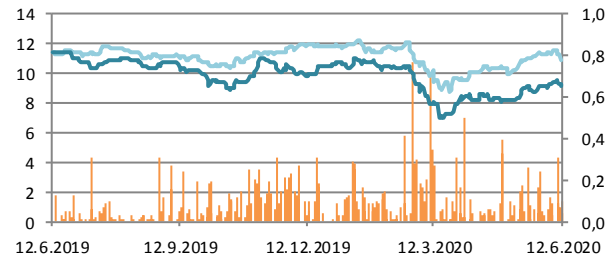
Origo



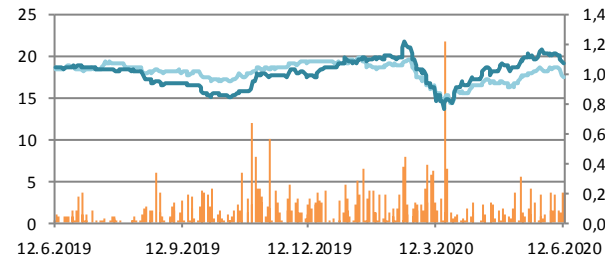
Arion



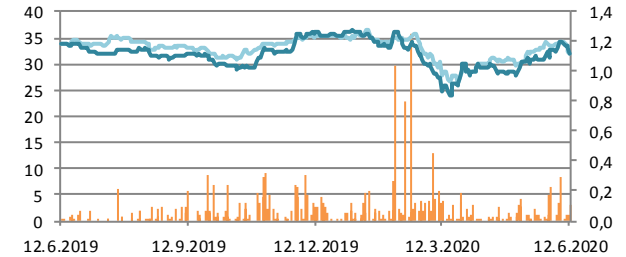
Kvika



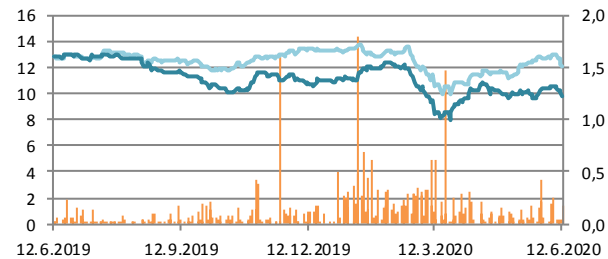
Sjóvá



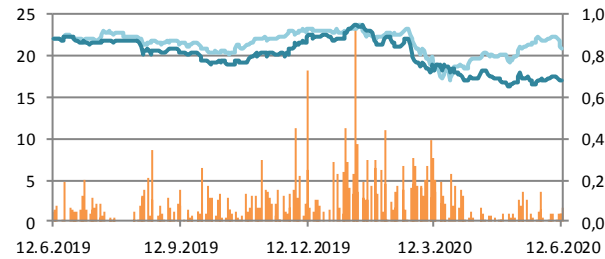
TM



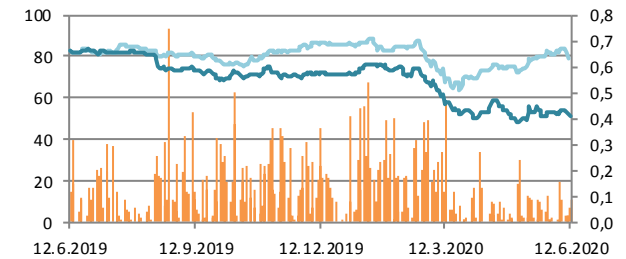
VÍS



Reginn



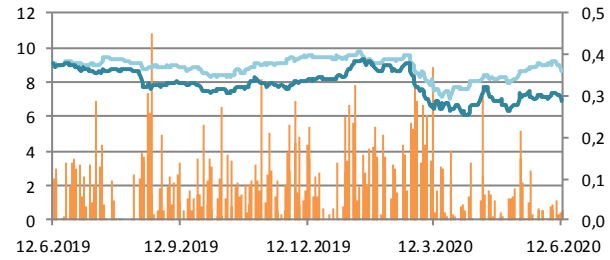
Reitir



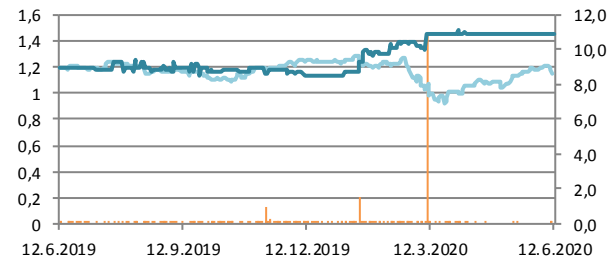
Hlutabréf

- Velta (h.ás, ma.kr./dag)
- Verð
- OMXIB

Eik



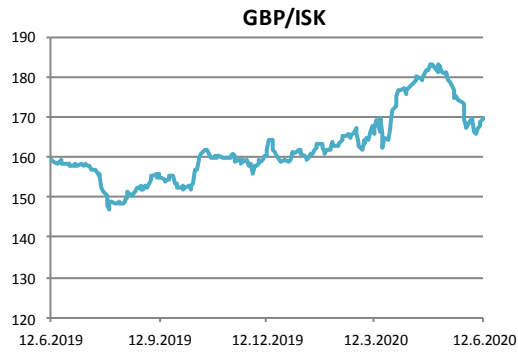
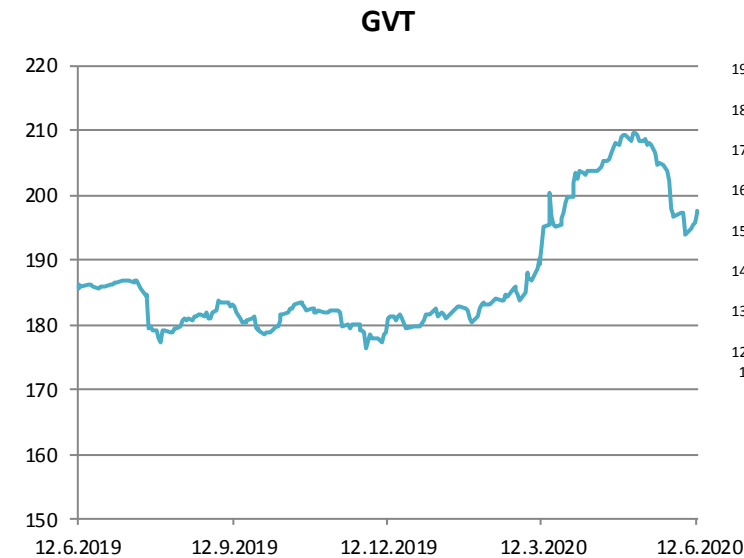
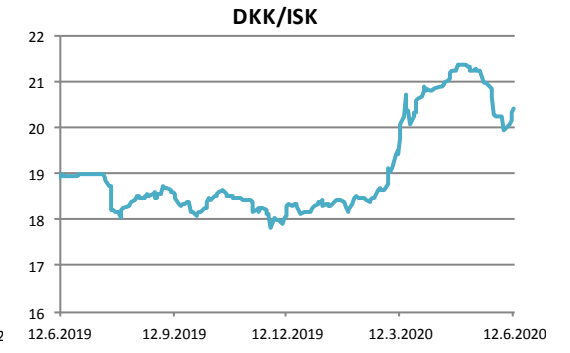
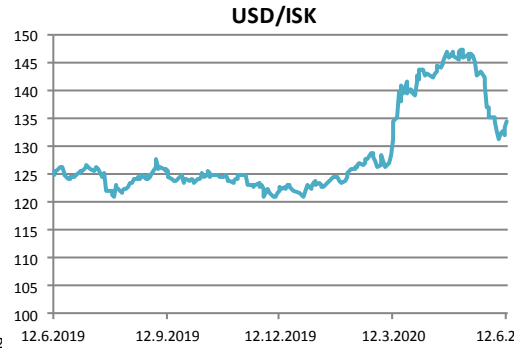
Heimavellir



Gjaldeyrismarkaðurinn

Gengi ISK	12.jún	Breyting síðan ...				
		áramót	1V	1M	3M	12M
GVT	197,7	10,0%	2,0%	-5,2%	3,0%	6,5%
EUR	152,1	12,0%	2,1%	-4,2%	3,0%	7,6%
USD	134,5	11,0%	2,3%	-8,3%	2,3%	7,7%
GBP	169,6	6,4%	2,2%	-6,3%	1,3%	6,5%
SEK	14,5	11,4%	1,4%	-3,1%	6,2%	9,5%
DKK	20,4	12,2%	2,2%	-4,1%	3,2%	7,8%
NOK	14,0	1,8%	-0,6%	-2,0%	6,3%	-2,9%
JPY	1,25	12,2%	4,0%	-8,3%	-1,2%	8,6%

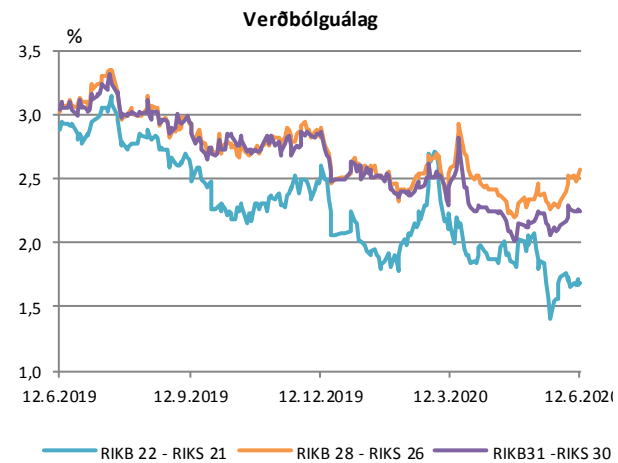
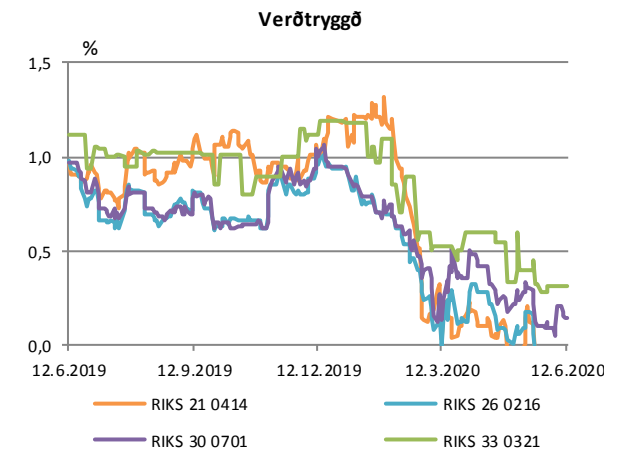
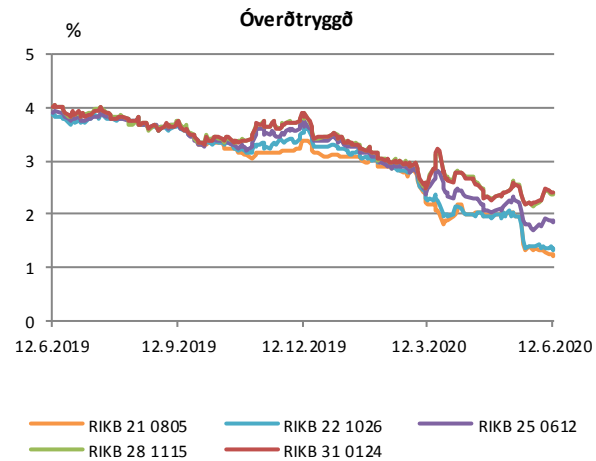
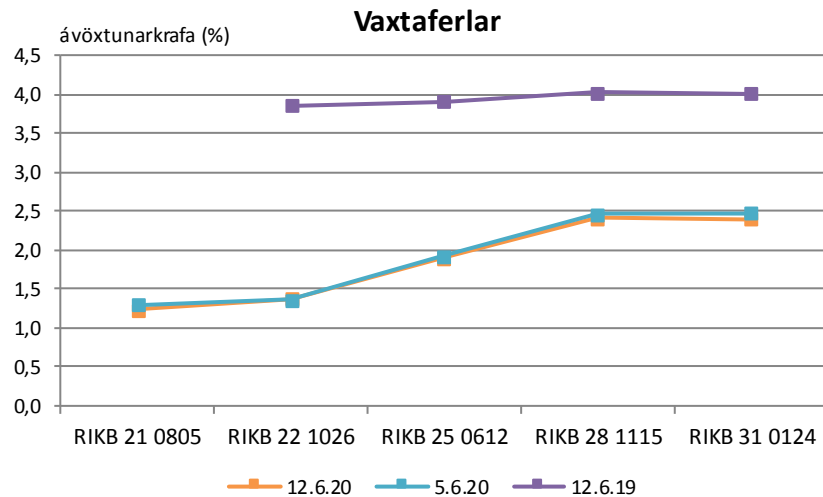
Miðgengi Seðlabanka Íslands. Heimild: Kodiak



Ríkisbréf

	verð	krafa	velta (ma.kr./viku)	árm.	Breyting síðan ...			
					1V	1M	3M	12M
RIKB 21 0805	102,55	1,23	0,6	-1,84	-0,07	-0,80	-0,97	
RIKB 22 1026	113,56	1,37	2,2	-1,90	0,01	-0,59	-0,89	-2,49
RIKB 25 0612	128,79	1,90	3,0	-1,47	-0,02	-0,32	-0,57	-2,01
RIKB 28 1115	119,49	2,41	2,5	-1,03	-0,05	-0,07	-0,13	-1,61
RIKB 31 0124	138,00	2,40	2,3	-1,04	-0,07	-0,09	-0,18	-1,61
RIKS 21 0414	103,42	-0,32	0,5	-1,51	-0,02	-0,33	-0,35	-1,29
RIKS 26 0216	109,46	-0,16	2,2	-1,09	-0,10	-0,25	-0,16	-1,15
RIKS 30 0701	130,90	0,15	0,8	-0,80	-0,06	-0,14	0,01	-0,82
RIKS 33 0321	133,56	0,31	0,0	-0,88	0,00	-0,09	-0,21	-0,81

Heimild: Kodiak

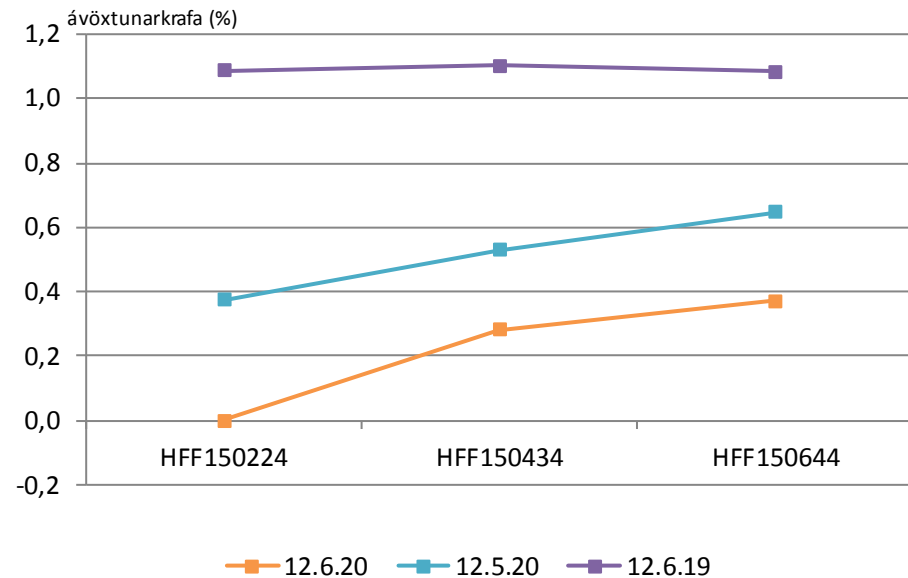


Íbúðabréf

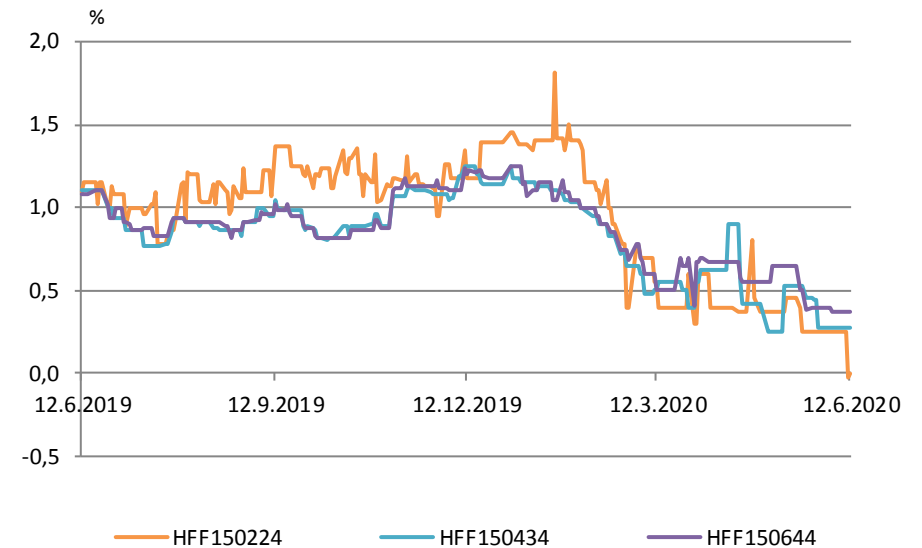
	verð	krafa	velta (ma.kr./viku)	Breyting síðan ...				
				árm.	1V	1M	3M	12M
HFF150224	107,36	0,00	0,9	-1,39	-0,25	-0,38	-0,55	-1,09
HFF150434	126,28	0,28	0,1	-0,87	0,00	-0,25	-0,22	-0,82
HFF150644	145,82	0,37	0,2	-0,81	0,00	-0,28	-0,13	-0,71

Heimild: Kodiak

Vaxtaferlar



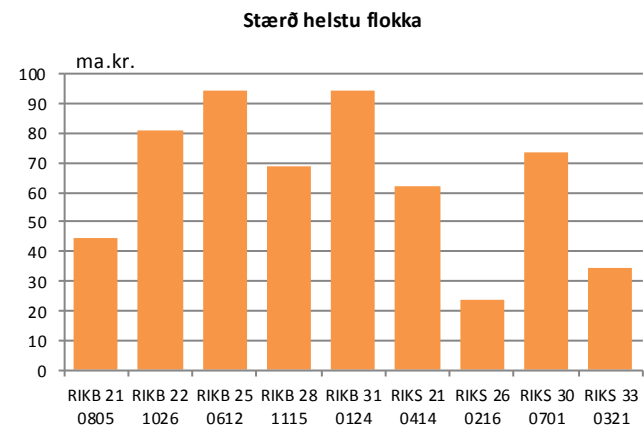
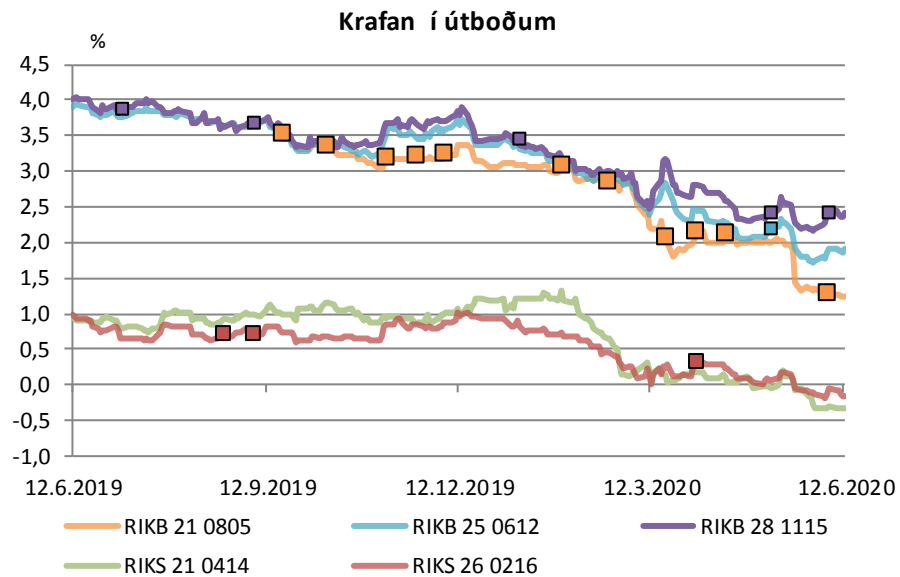
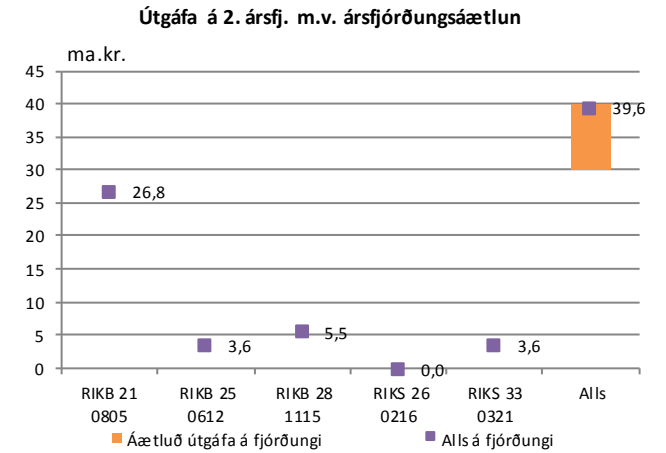
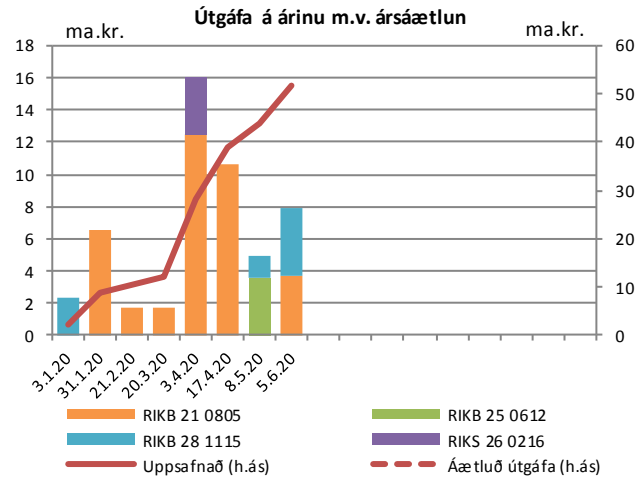
Þróun á kröfu



Útboð ríkisbréfa

Seinustu útboð		Tilboð	Samþykkt	Verð	Krafa
Dags	Flokkur				
6.5.20	RIKB 21 0805	19,5	3,6	102,53	1,270
6.5.20	RIKB 28 1115	4,7	3,5	119,50	2,410
8.5.20	RIKB 25 0612	3,3	2,8	127,63	2,190
8.5.20	RIKB 28 1115	1,4	1,1	119,60	2,420
17.4.20	RIKB 21 0805	25,5	10,0	101,75	2,100
3.4.20	RIKB 21 0805	17,3	11,6	101,75	2,140
3.4.20	RIKS 26 0216	3,3	3,1	106,85	0,318

Að nafnvirði (ma.kr.) Heimild: Lánamál Ríkisins

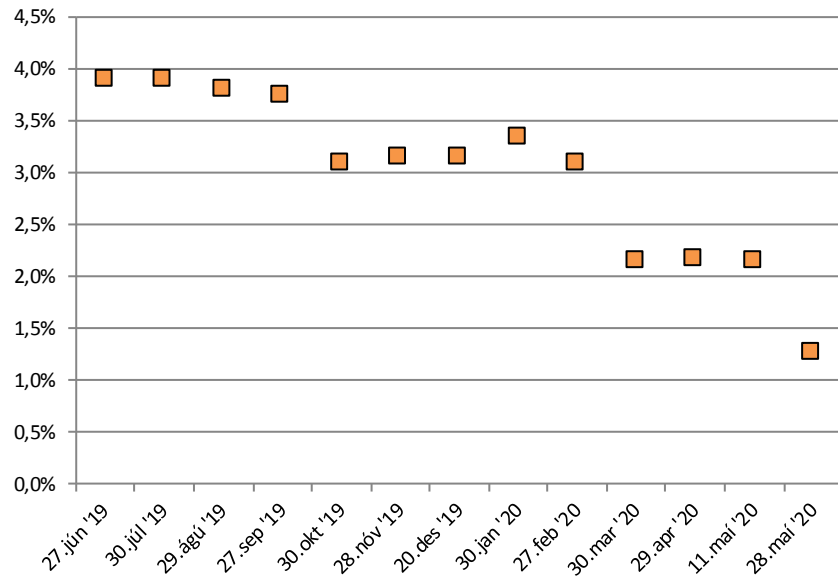


Útboð ríkisvísla

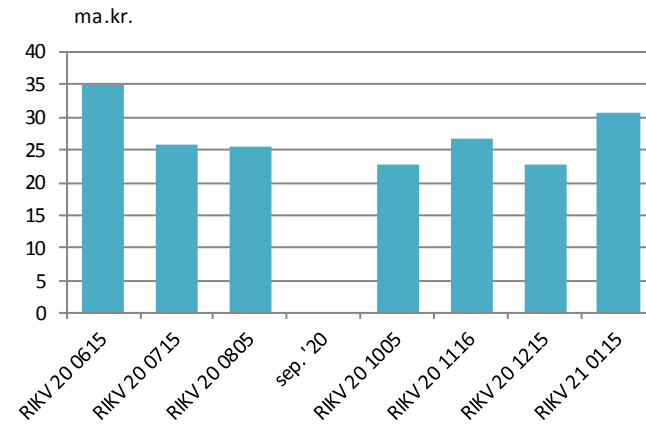
Dags.	Flokkur	Samþykkt	Vextir
28.05.20	RIKV 20 1005	22,9	1,250
28.05.20	RIKV 20 1205	20,9	1,310
11.05.20	RIKV 20 0615	35,0	2,153
29.04.20	RIKV 20 0805	25,6	2,192
29.04.20	RIKV 20 1116	6,6	2,075
30.03.20	RIKV 20 0513	20,5	2,226
30.03.20	RIKV 20 0715	15,3	2,118
30.03.20	RIKV 21 0115	18,0	2,199

Heimild: Lánamál ríkisins

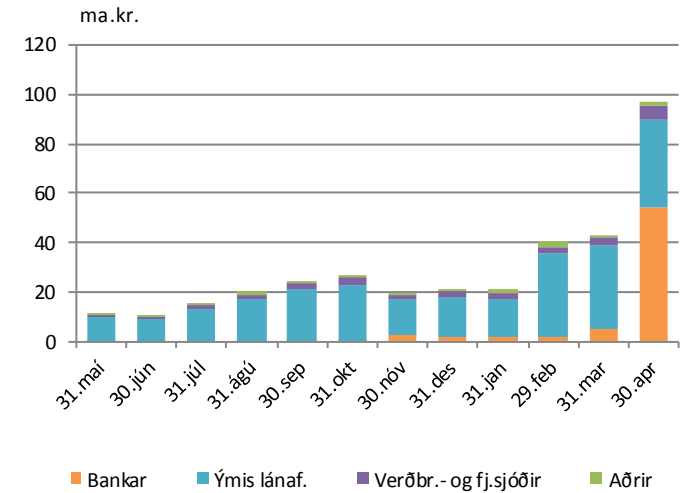
Flatir vextir (vegið meðaltal)



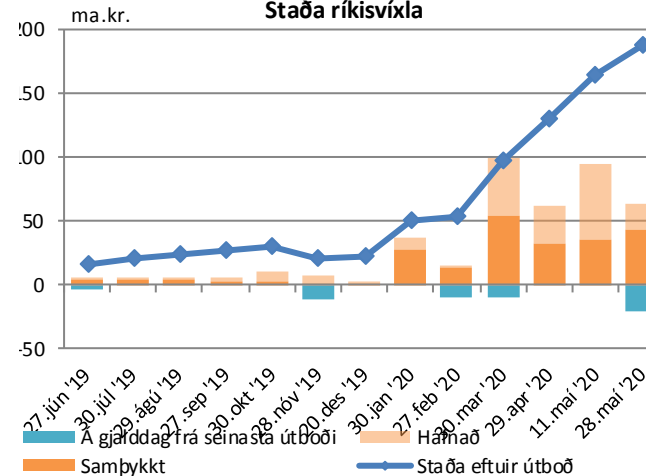
Útistandandi ríkisvíslar



Eigendaskipting



Staða ríkisvísla

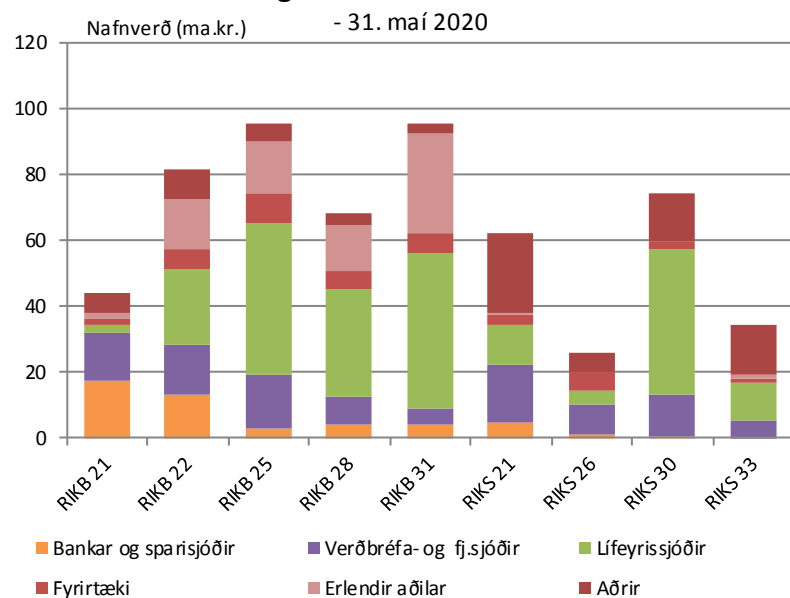


Eigendaskipti ríkisbréfa

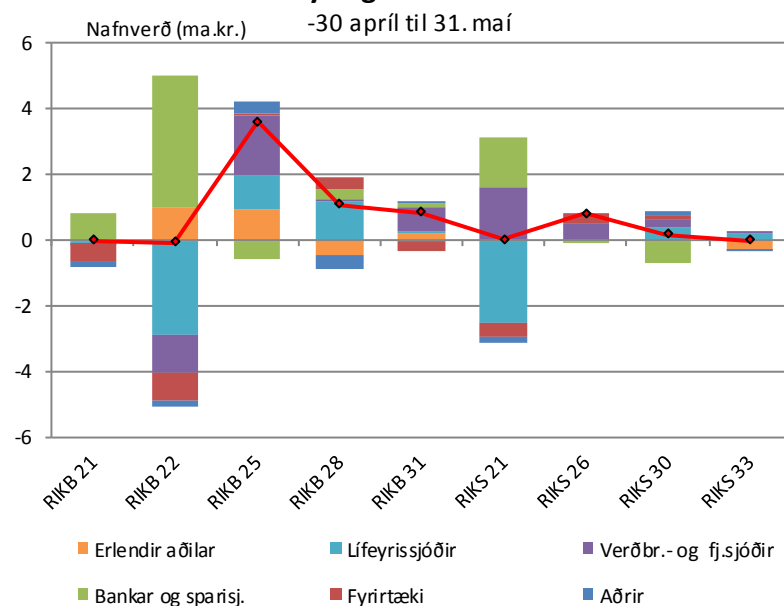
	Eigendaskipting (ma.kr.)								
	RIKB 22	RIKB 25	RIKB 28	RIKB 31	RIKS 21	RIKS 26	RIKS 30	RIKS 33	Alls
Bankar og sparisjóðir	13,5	2,8	4,2	4,0	4,7	1,3	0,7	0,0	31,2
Verðbréfa- og fj.sjóðir	14,9	16,2	8,1	4,9	17,5	9,1	12,7	5,4	88,9
Lífeyrissjóðir	23,1	45,9	33,1	47,3	12,2	4,0	44,2	11,2	221,1
Fyrirtæki	5,7	9,5	5,3	6,1	2,7	5,3	2,0	1,5	38,1
Aðrir	9,1	4,9	3,7	3,0	24,2	6,1	14,5	14,9	80,3
Erlendir aðilar	15,1	15,7	14,0	29,8	0,9	0,0	0,0	1,2	76,7
Nafnverð alls (ma.kr)	81,4	95,1	68,4	95,3	62,2	25,8	74,1	34,2	536,4

Heimild: Lánamál ríkisins

Eigendur ríkisverðbréfa



Breyting milli mánaða

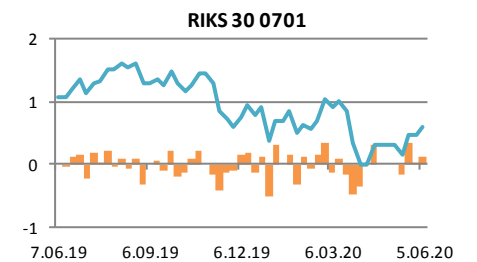
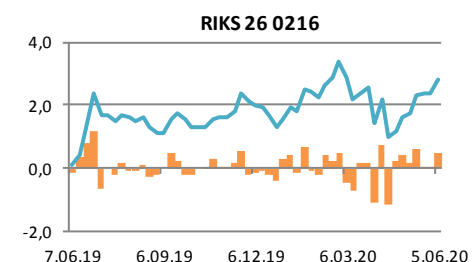
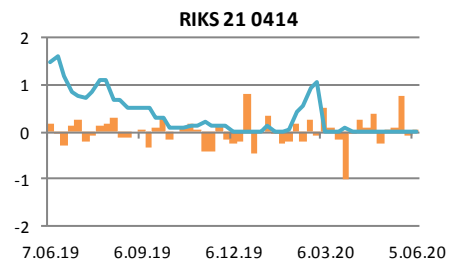
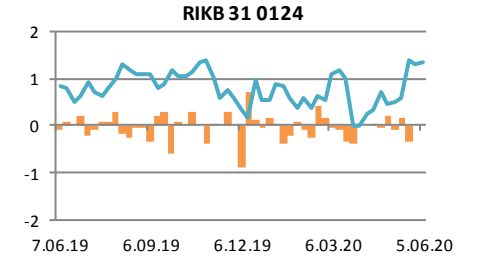
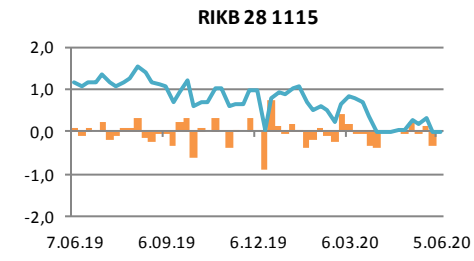
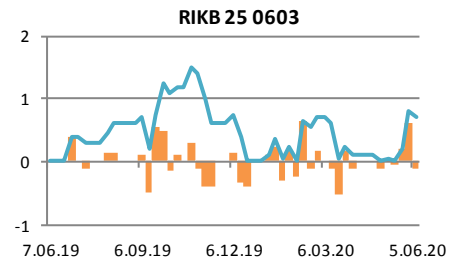
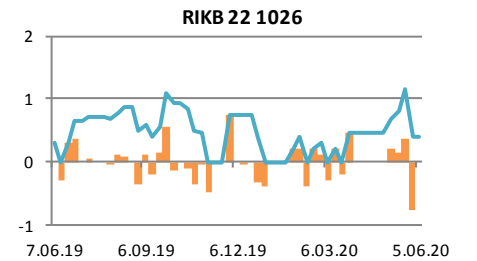
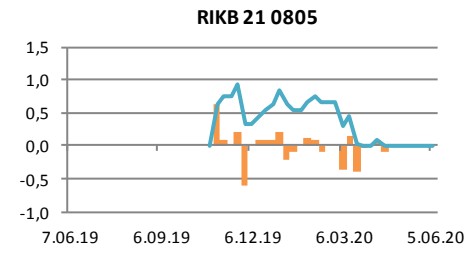
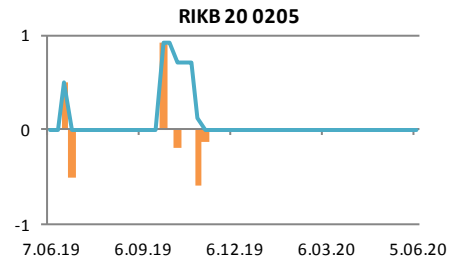
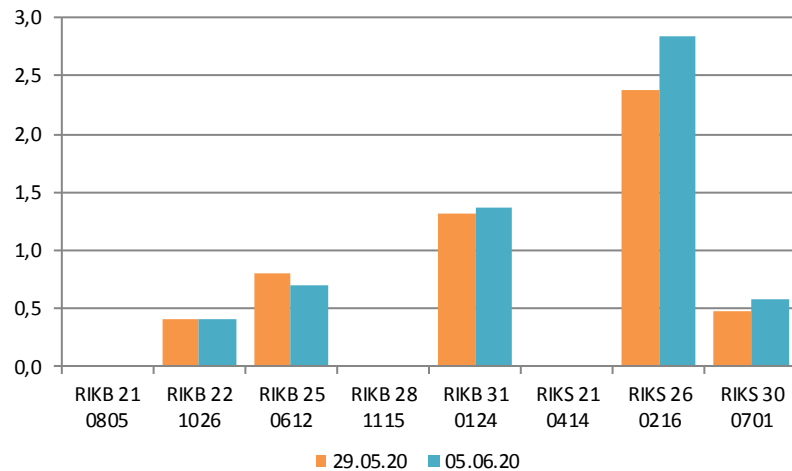


Verðbréfalán

Flokkur	Nafnverð (m.kr.)	Breyting síðan				
		1V	4V	12V	26V	52V
RIKB 21 0805	0	0	0	-440	-343	0
RIKB 22 1026	400	0	-270	200	-350	100
RIKB 25 0612	700	-100	660	100	-50	700
RIKB 28 1115	0	0	-260	-766	-950	-1.150
RIKB 31 0124	1.370	50	870	190	1.020	520
RIKS 21 0414	0	0	0	0	0	-1.500
RIKS 26 0216	2.840	460	1.105			
RIKS 30 0701	585	105	285	-415	-165	-495

Heimild: Lánamál Ríkisins

Breyting milli vikna



Innihald og form skjals þessa er unnið af starfsmönnum Hagfræðideildar Landsbankans hf. (hagfraedideild@landsbankinn.is) og byggist á aðgengilegum opinberum upplýsingum á þeim tíma sem greiningin var unnin. Mat á þeim upplýsingum endurspeglar skoðanir starfsmanna Hagfræðideildar Landsbankans á þeim degi þegar greiningin er dagsett, en þær geta breyst án fyrirvara.

Landsbankinn hf. og starfsfólk hans taka ekki ábyrgð á viðskiptum sem byggð eru á þeim upplýsingum og skoðunum sem hér eru settar fram.

Bent skal á að Landsbankinn hf. getur á hverjum tíma haft beinna eða óbeinna hagsmuna að gæta, ýmist sjálfur, dótturfélög hans eða fyrir hönd viðskiptamanna, s.s. sem fjárfestir, lánardrottinn eða þjónustuaðili. Greiningar eru engu að síður unnar sjálfstætt af Hagfræðideild Landsbankans og innan Landsbankans eru í gildi reglur um aðskilnað starfssviða sem eru aðgengilegar á vef bankans.

