



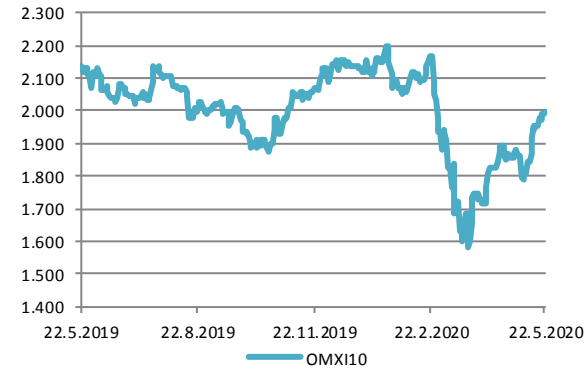
Vikubyrjun
Innlendar markaðsupplýsingar
25. maí 2020

Hlutabréf

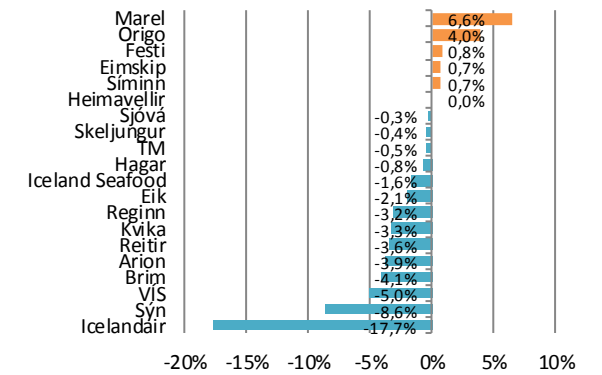
Félag	Verð	Velta (m.kr.)	Breyting síðan ...				
			áramót	1V	1M	3M	12M
OMXI10	1999,6	6.681	-5,7%	2,3%	6,9%	-7,9%	-6,4%
Marel	698,0	1.375	15,6%	6,6%	15,0%	16,5%	22,2%
Icelandair	1,6	125	-78,4%	-17,7%	-43,8%	-80,8%	-83,9%
Eimskip	135,0	0,8	-28,8%	0,7%	6,3%	-17,9%	-26,8%
Brim	40,5	270,1	6,3%	-4,1%	-0,4%	6,5%	34,1%
Iceland Seafood	7,8	194	-22,0%	-1,6%	-1,0%	-22,0%	-15,3%
Hagar	48,6	458	11,0%	-0,8%	2,7%	-5,4%	11,3%
Festi	126,0	528	-2,7%	0,8%	5,4%	-12,5%	-3,1%
Skeljungur	8,2	193	2,6%	-0,4%	12,0%	-15,0%	-2,6%
Sýn	24,4	64	-30,3%	-8,6%	-17,0%	-35,4%	-31,5%
Síminn	6,0	365	14,0%	0,7%	12,9%	5,6%	37,6%
Origo	26,0	68	0,0%	4,0%	13,1%	0,3%	1,6%
Arion	57,3	1.084	-33,6%	-3,9%	-5,1%	-34,2%	-30,1%
Kvika	8,7	401	-18,0%	-3,3%	5,3%	-16,8%	-26,8%
Sjóvá	19,7	506	5,1%	-0,3%	8,3%	-6,7%	5,1%
VÍS	9,6	339	-11,4%	-5,0%	-7,1%	-19,5%	-26,0%
TM	30,8	161	-13,3%	-0,5%	7,9%	-8,2%	-11,5%
Reginn	16,6	154	-23,8%	-3,2%	-4,9%	-24,7%	-27,6%
Reitir	51,4	216	-27,5%	-3,6%	-7,4%	-30,8%	-41,2%
Eik	7,1	179	-14,3%	-2,1%	-1,5%	-22,0%	-23,5%
Heimavellir	1,5	0,0	29,2%	0,0%	0,0%	4,3%	15,0%

Leiðrétt fyrir arðgreiðslum. Heimild: Kodiak, útreikningar Hagfræðideildar

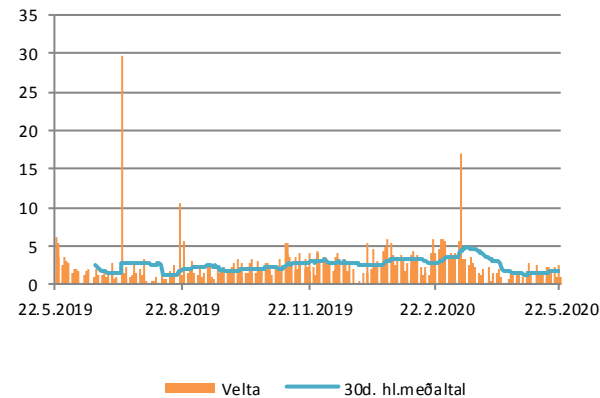
Úrvalsvísitalan



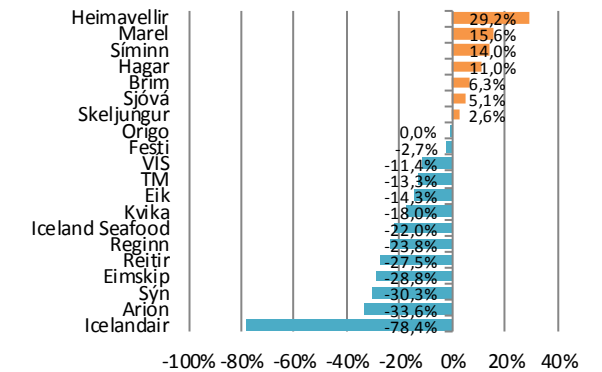
Breyting í vikunni



Velta



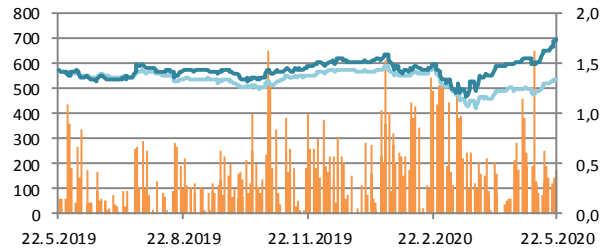
Frá áramótum



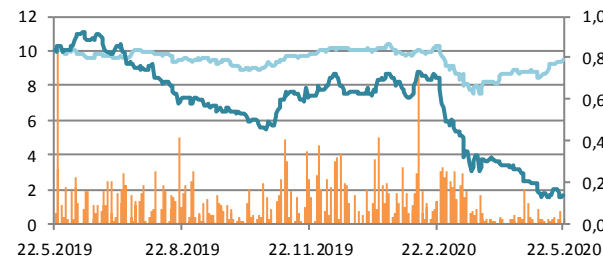
Hlutabréf

— Velta (h.ás, ma.kr./dag)
— Verð
— OMXIB

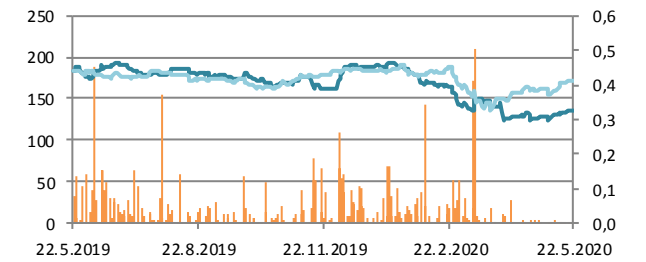
Marel



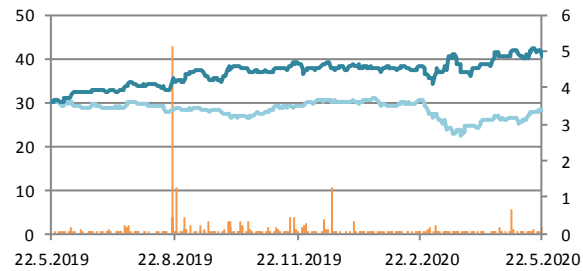
Icelandair



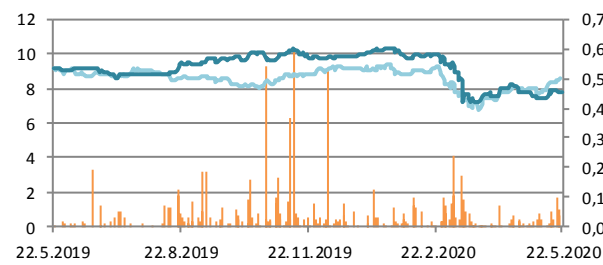
Eimskip



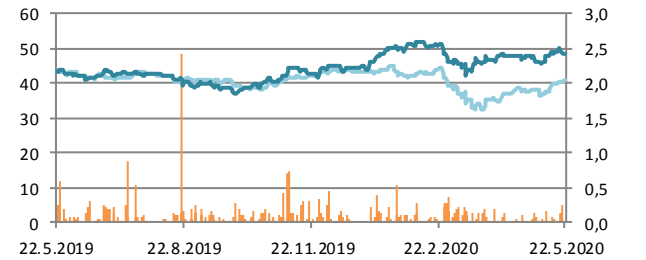
Brim



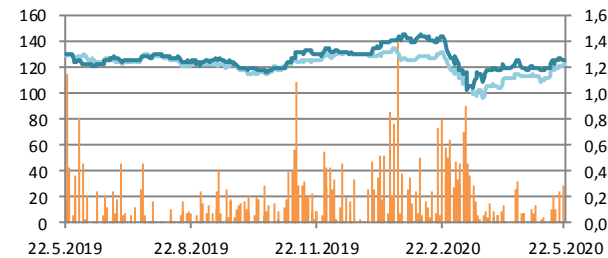
Iceland Seafood



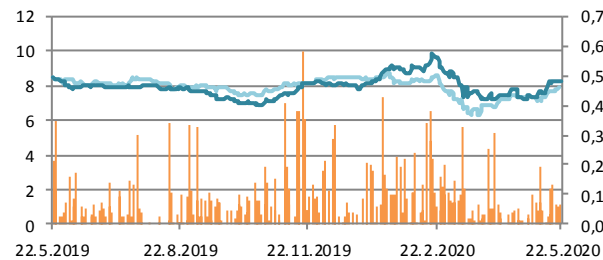
Hagar



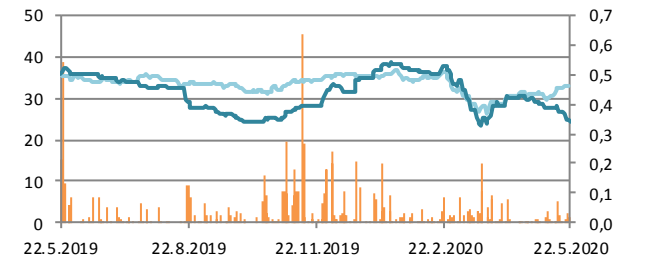
Festi



Skeljungur



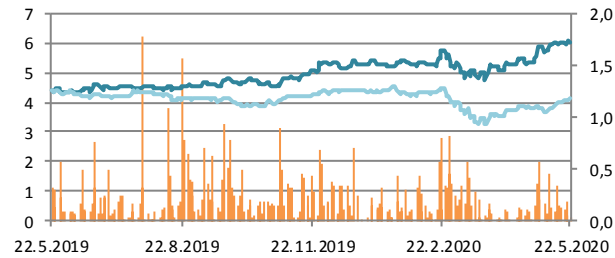
Sýn



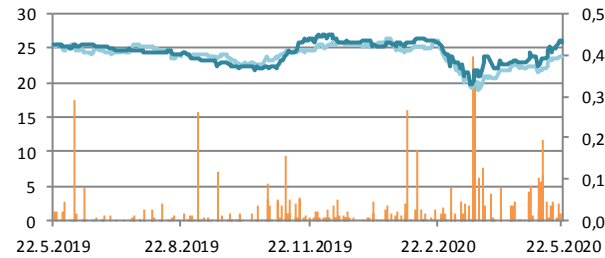
Hlutabréf

— Velta (h.ás, ma.kr./dag)
— Verð
— OMXIB

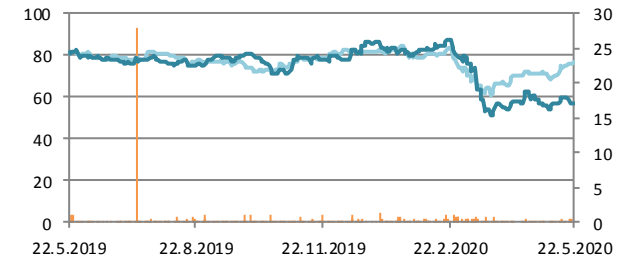
Síminn



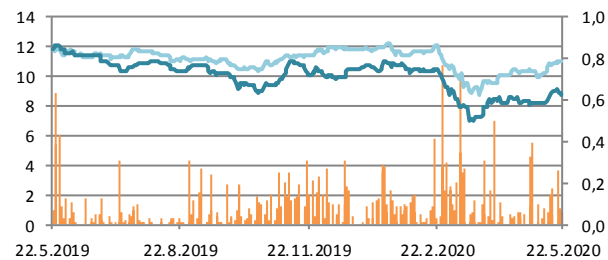
Origo



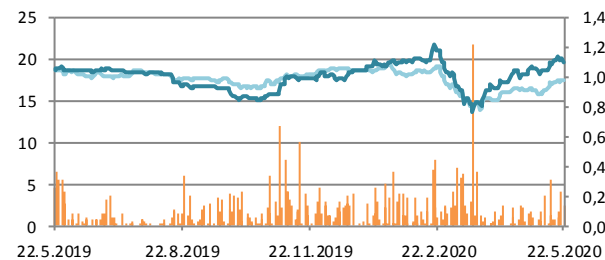
Arion



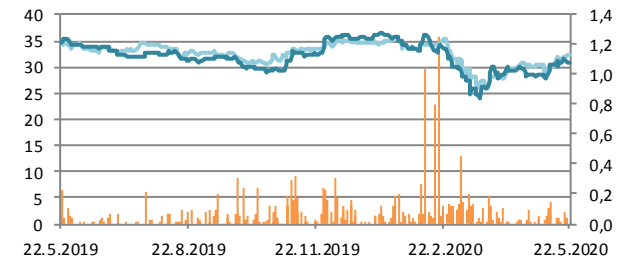
Kvika



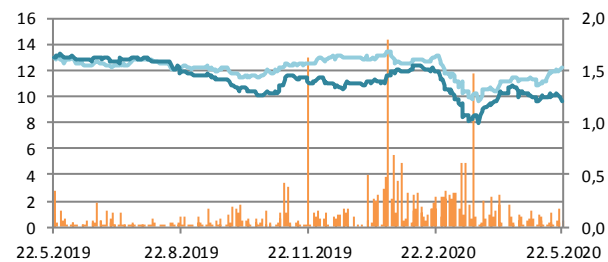
Sjóvá



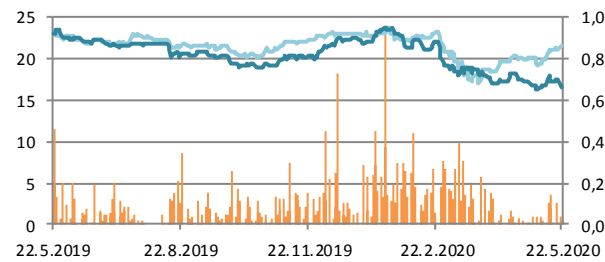
TM



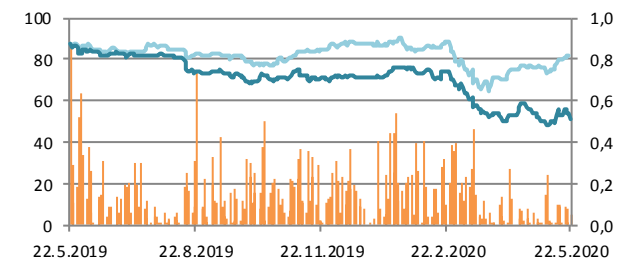
VÍS



Reginn



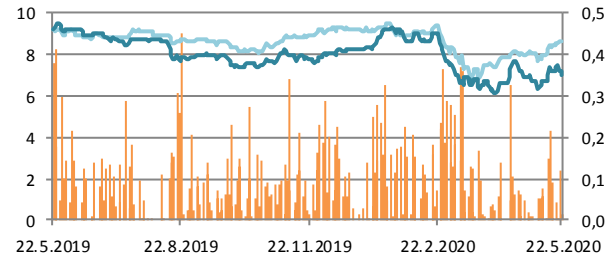
Reitir



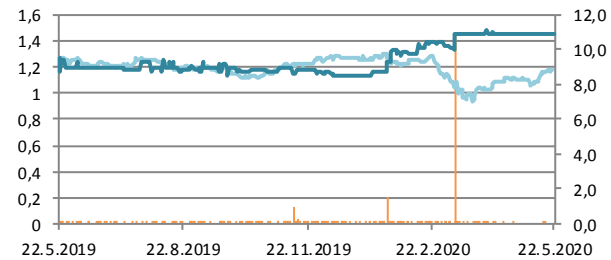
Hlutabréf

- Velta (h.ás, ma.kr./dag)
- Verð
- OMXIB

Eik

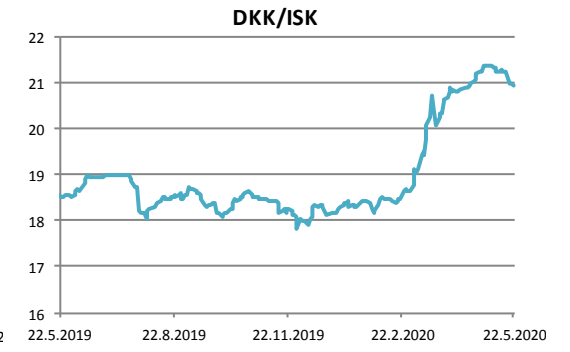
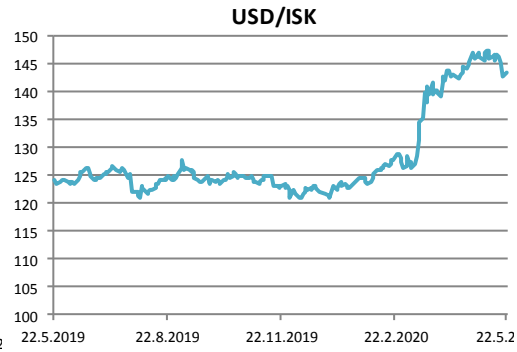
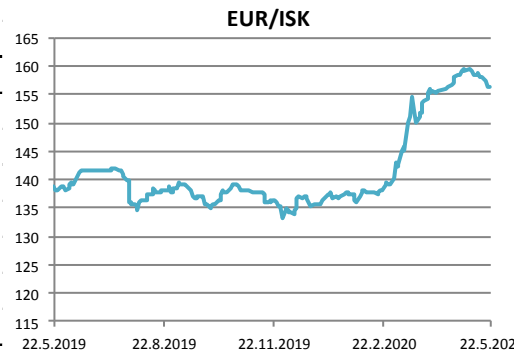


Heimavellir

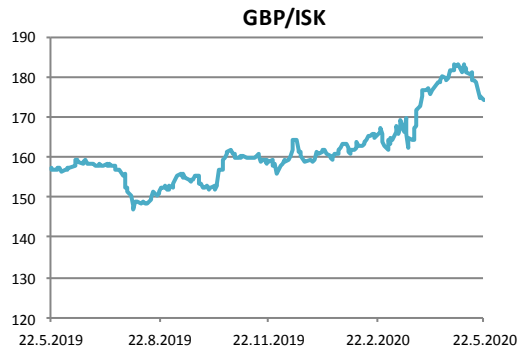
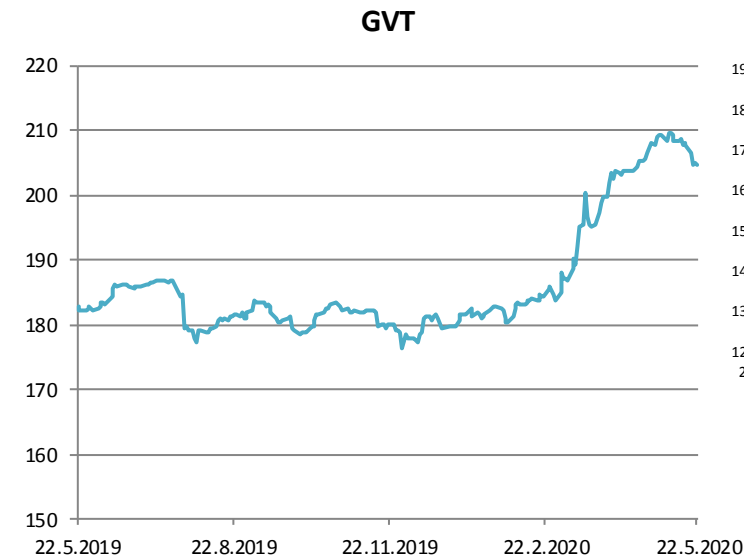


Gjaldeyrismarkaðurinn

Gengi ISK	22.maí	áramót	Breyting síðan ...			
			1V	1M	3M	12M
GVT	204,6	13,9%	-1,6%	-0,9%	11,1%	12,0%
EUR	156,3	15,1%	-1,3%	-1,1%	13,2%	12,7%
USD	143,4	18,4%	-2,1%	-1,4%	12,1%	15,4%
GBP	174,5	9,4%	-2,3%	-2,8%	5,7%	10,9%
SEK	14,8	13,9%	-0,5%	2,4%	13,5%	14,8%
DKK	21,0	15,3%	-1,3%	-1,1%	13,3%	12,8%
NOK	14,3	3,5%	-0,8%	4,3%	4,0%	0,3%
JPY	1,33	19,6%	-2,5%	-1,2%	16,7%	18,7%



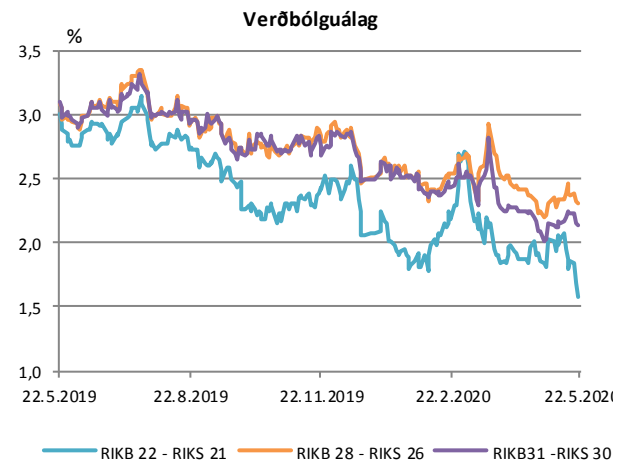
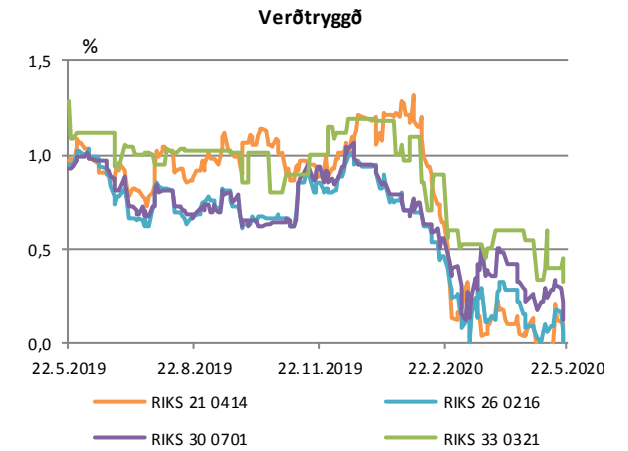
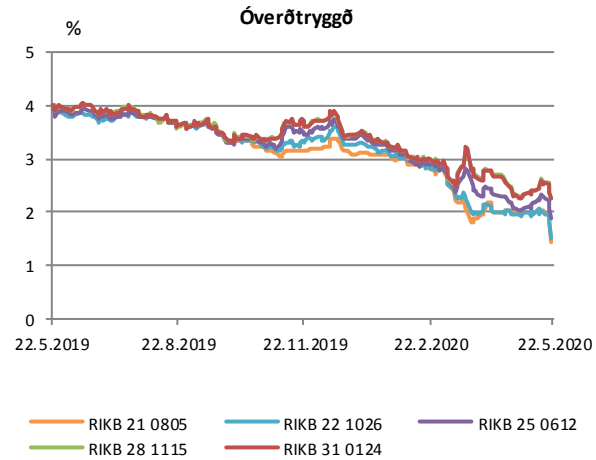
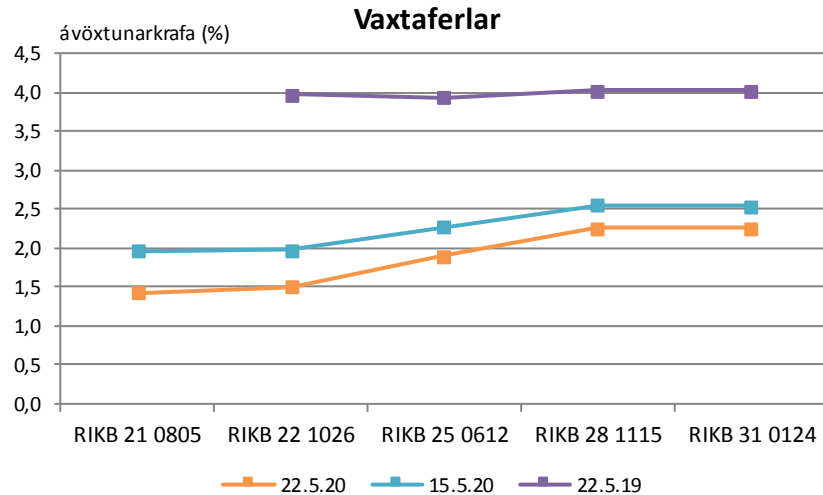
Miðgengi Seðlabanka Íslands. Heimild: Kodiak



Ríkisbréf

	verð	krafa	velta (ma.kr./viku)	árm.	Breyting síðan ...			
					1V	1M	3M	12M
RIKB 21 0805	102,44	1,43	3,5	-1,64	-0,53	-0,54	-1,40	
RIKB 22 1026	113,55	1,50	2,8	-1,76	-0,47	-0,46	-1,33	-2,47
RIKB 25 0612	129,10	1,90	3,3	-1,46	-0,36	-0,17	-1,01	-2,04
RIKB 28 1115	120,89	2,26	3,8	-1,18	-0,28	-0,06	-0,74	-1,77
RIKB 31 0124	139,80	2,26	3,0	-1,18	-0,28	-0,05	-0,74	-1,77
RIKS 21 0414	103,44	-0,07	2,3	-1,26	-0,19	-0,11	-0,71	-1,04
RIKS 26 0216	108,88	-0,05	2,6	-0,98	-0,22	-0,13	-0,51	-0,99
RIKS 30 0701	131,38	0,12	0,9	-0,82	-0,18	-0,09	-0,44	-0,81
RIKS 33 0321	133,60	0,32	0,1	-0,87	-0,08	-0,23	-0,58	-0,97

Heimild: Kodiak

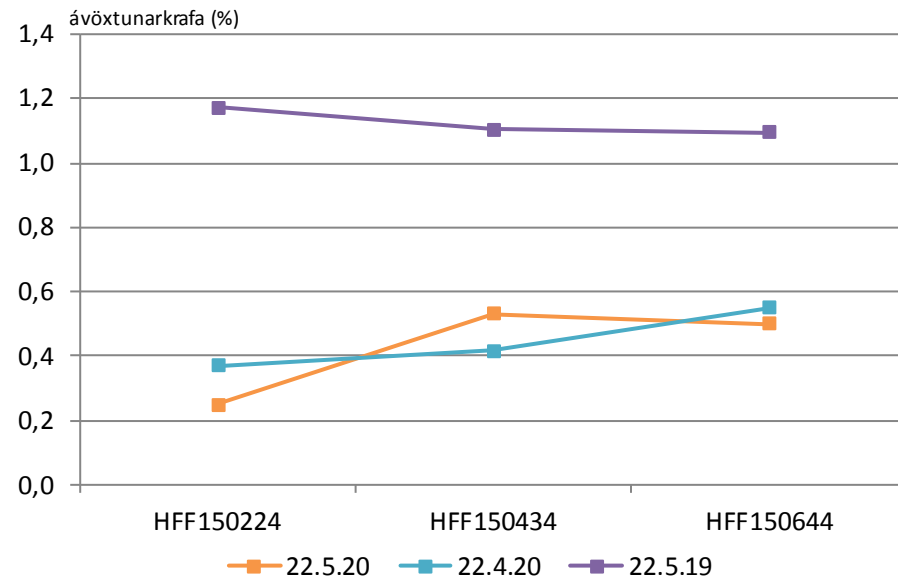


Íbúðabréf

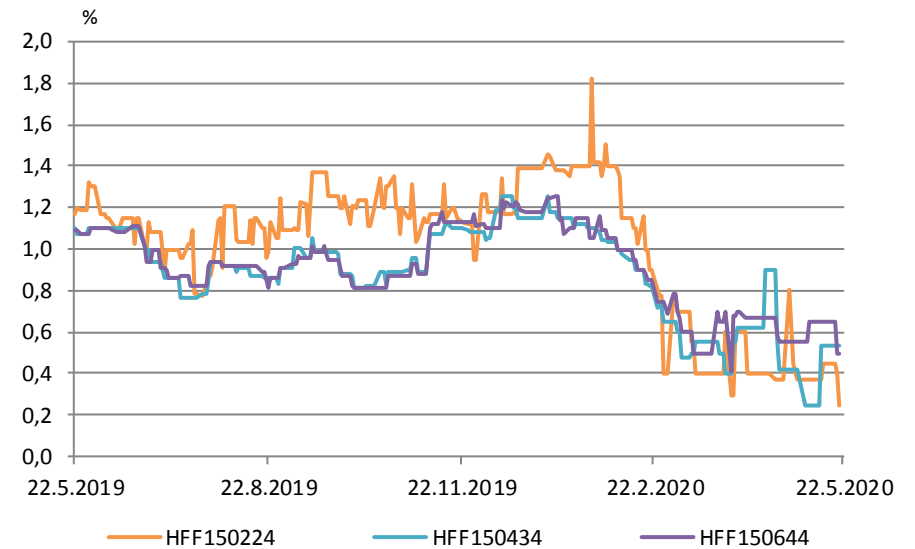
	verð	krafa	velta (ma.kr./viku)	Breyting síðan ...				
				árm.	1V	1M	3M	12M
HFF150224	107,05	0,25	0,4	-1,14	-0,20	-0,12	-0,65	-0,92
HFF150434	124,27	0,53	0,0	-0,62	0,00	0,11	-0,29	-0,57
HFF150644	143,20	0,50	0,3	-0,68	-0,15	-0,05	-0,35	-0,60

Heimild: Kodiak

Vaxtaferlar



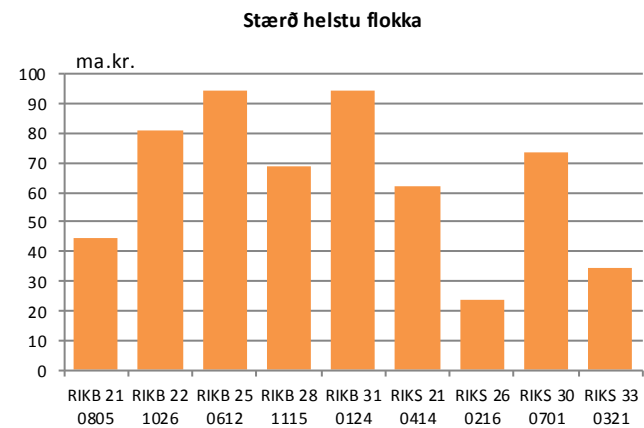
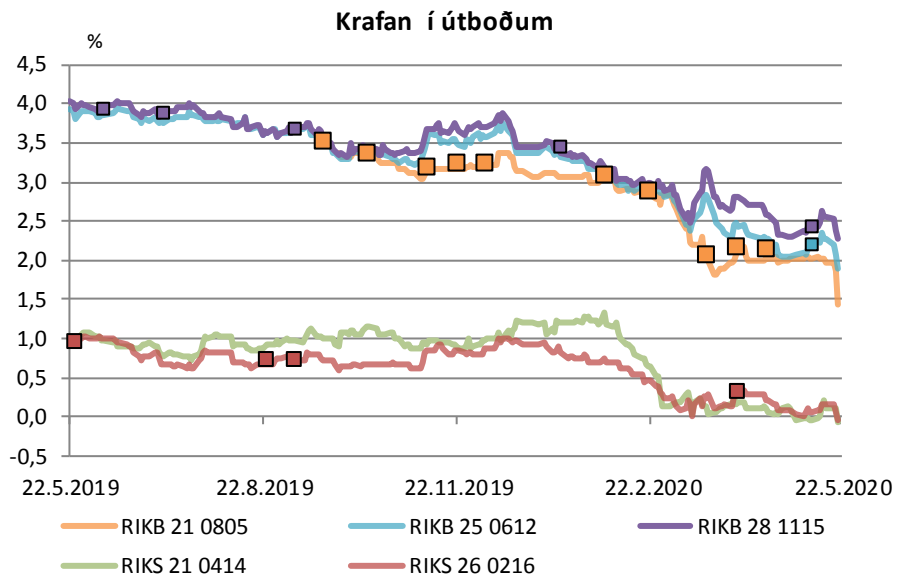
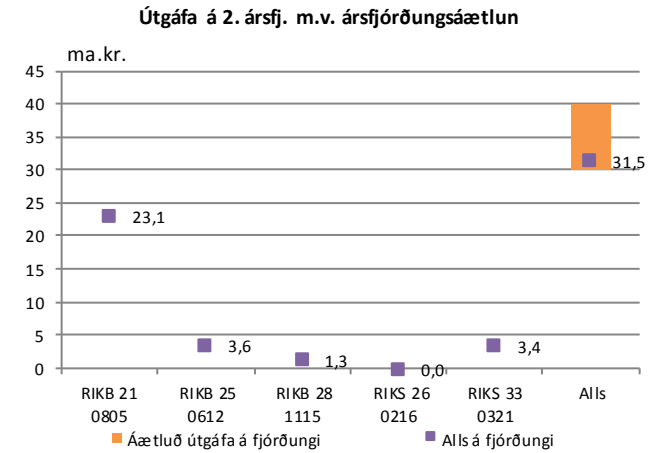
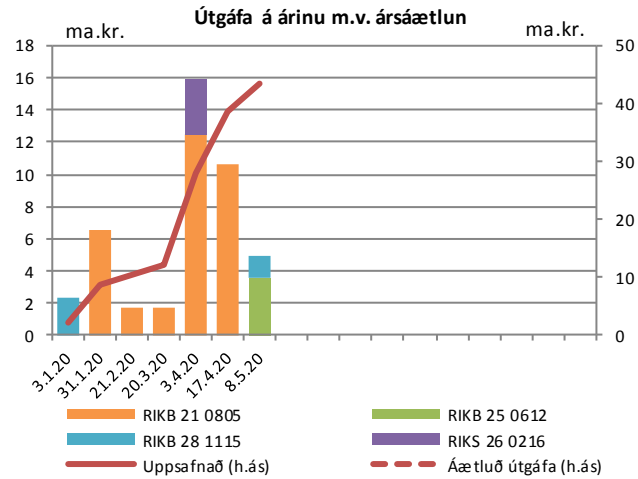
Þróun á kröfu



Útboð ríkisbréfa

Seinustu útboð		Tilboð	Samþykkt	Verð	Krafa
Dags	Flokkur				
8.5.20	RIKB 25 0612	3,3	2,8	127,63	2,190
8.5.20	RIKB 28 1115	1,4	1,1	119,60	2,420
17.4.20	RIKB 21 0805	25,5	10,0	101,75	2,100
3.4.20	RIKB 21 0805	17,3	11,6	101,75	2,140
3.4.20	RIKS 26 0216	3,3	3,1	106,85	0,318
20.3.20	RIKB 21 0805	7,9	1,5	101,94	2,040
21.2.20	RIKB 21 0805	9,2	1,6	100,89	2,850

Að nafnvirði (ma.kr.) Heimild: Lánamál Ríkisins

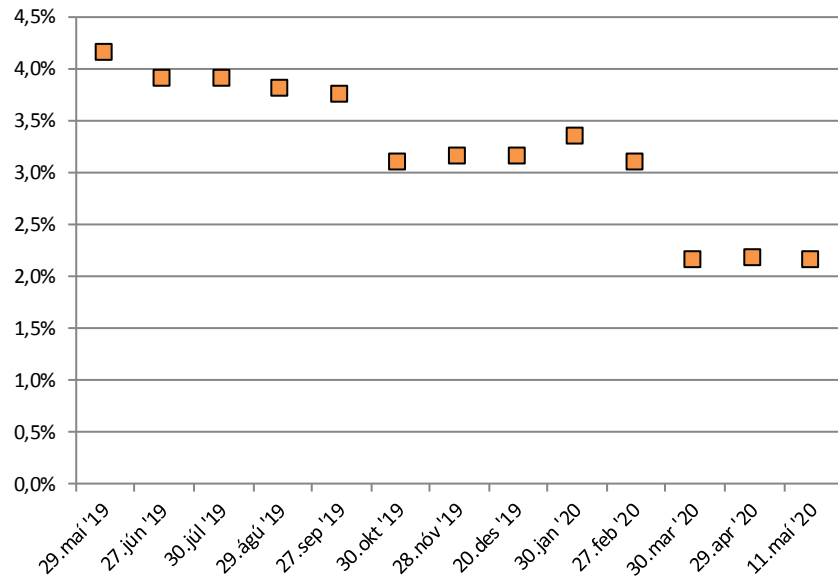


Útboð ríkisvixla

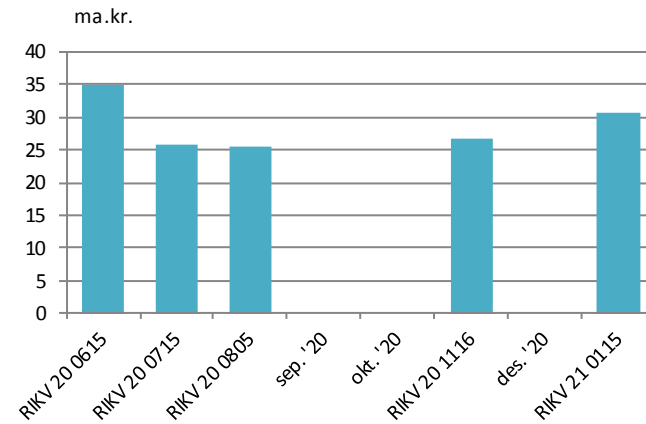
Dags.	Flokkur	Samþykkt	Vextir
11.05.20	RIKV 20 0615	35,0	2,153
29.04.20	RIKV 20 0805	25,6	2,192
29.04.20	RIKV 20 1116	6,6	2,075
30.03.20	RIKV 20 0513	20,5	2,226
30.03.20	RIKV 20 0715	15,3	2,118
30.03.20	RIKV 21 0115	18,0	2,199

Heimild: Lánamál ríkisins

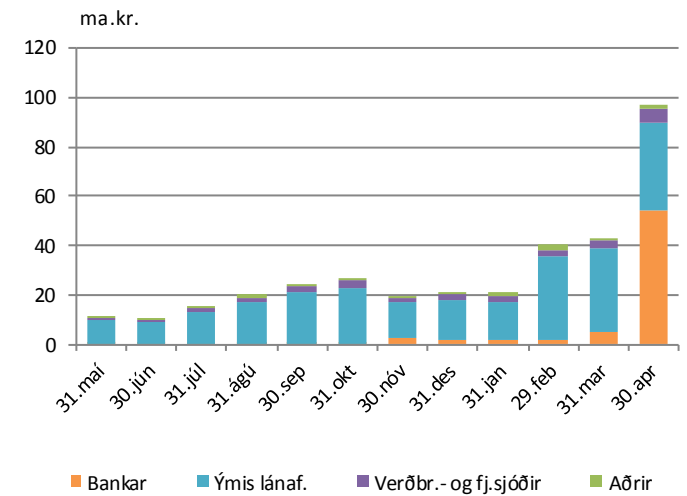
Flatir vextir (vegið meðaltal)



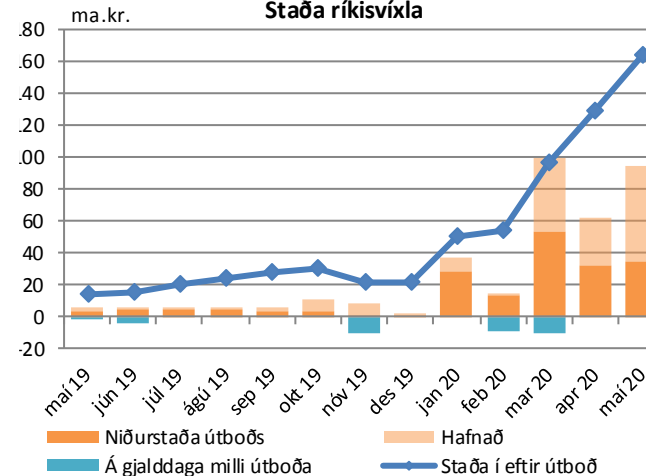
Útstandandi ríkisvixlar



Eigendaskipting



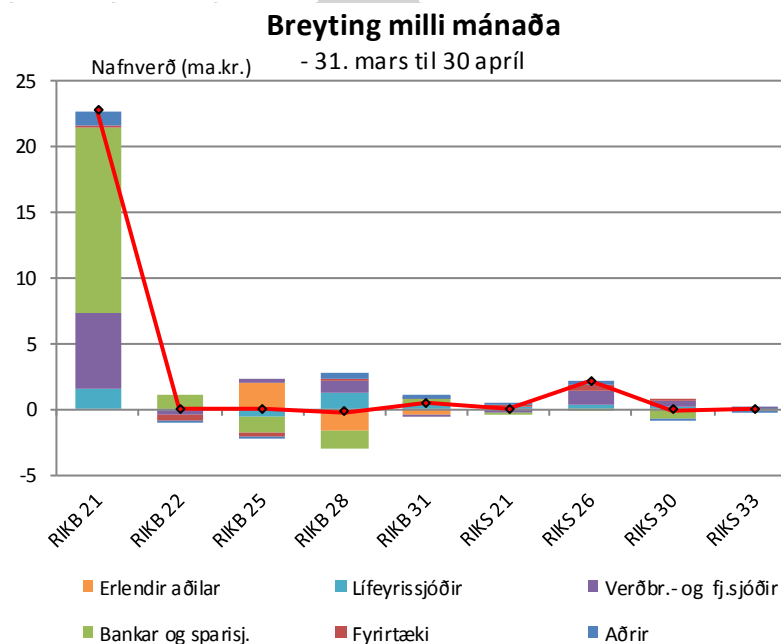
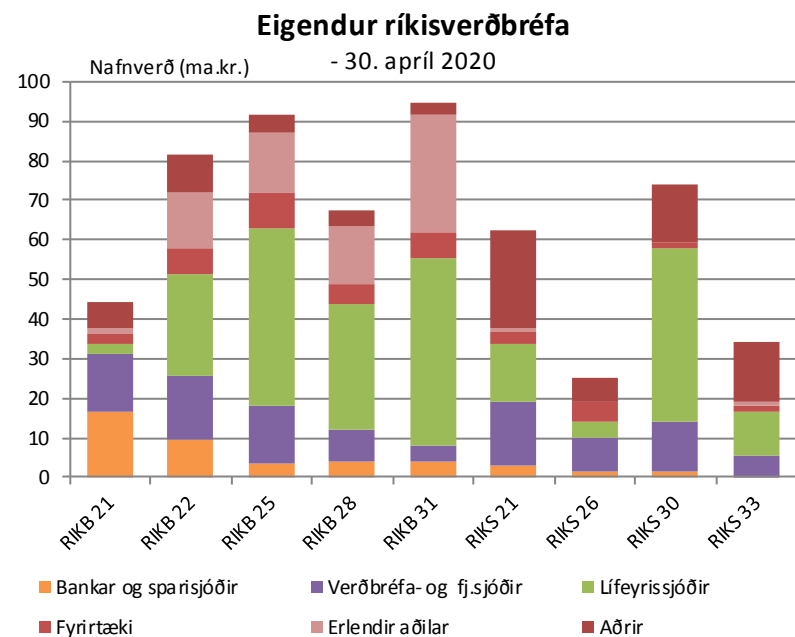
Staða ríkisvixla



Eigendaskipti ríkisbréfa

	Eigendaskipting (ma.kr.)								
	RIKB 22	RIKB 25	RIKB 28	RIKB 31	RIKS 21	RIKS 26	RIKS 30	RIKS 33	Alls
Bankar og sparisjóðir	9,5	3,4	3,9	3,9	3,2	1,3	1,4	0,0	26,6
Verðbréfa- og fj.sjóðir	16,1	14,4	8,1	4,2	15,9	8,6	12,4	5,3	85,0
Lífeyrissjóðir	25,9	44,9	31,9	47,3	14,7	4,0	43,8	11,0	223,6
Fyrirtæki	6,5	9,4	4,9	6,5	3,1	5,0	1,9	1,5	38,9
Aðrir	9,3	4,6	4,1	3,0	24,4	6,1	14,4	14,9	80,6
Erlendir aðilar	14,1	14,8	14,4	29,6	0,9	0,0	0,0	1,4	75,3
Nafnverð alls (ma.kr)	81,4	91,5	67,3	94,4	62,2	25,0	73,9	34,2	530,0

Heimild: Lánamál ríkisins

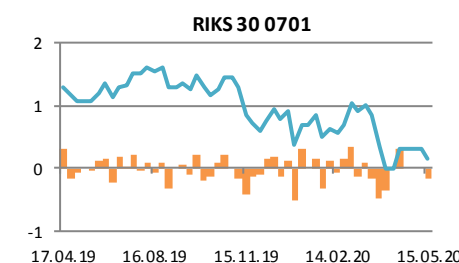
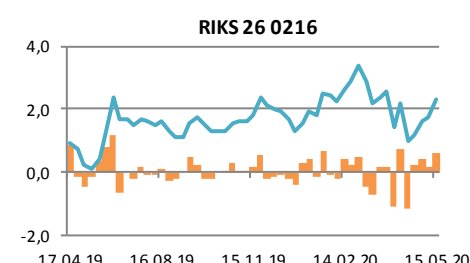
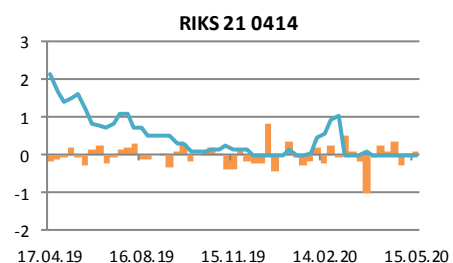
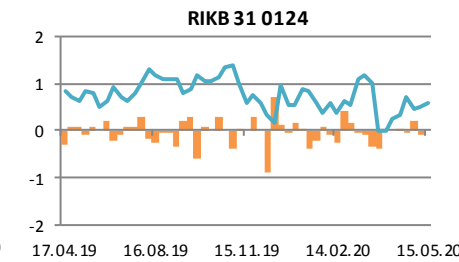
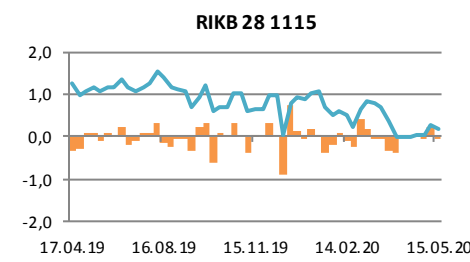
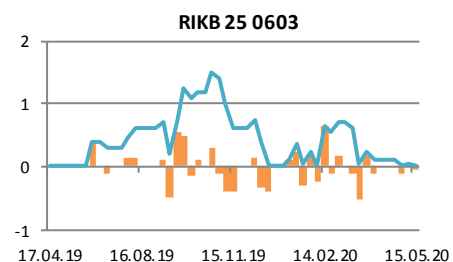
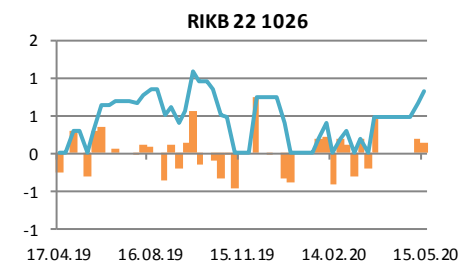
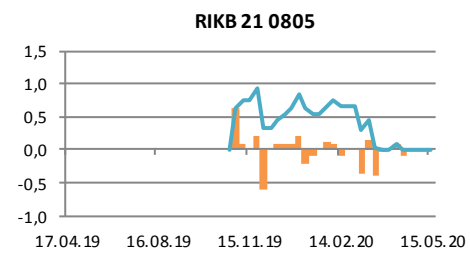
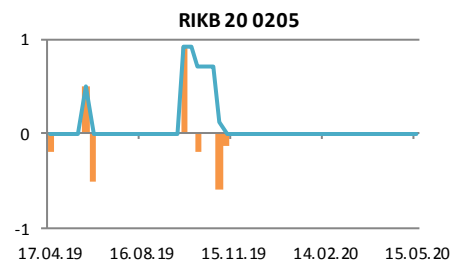
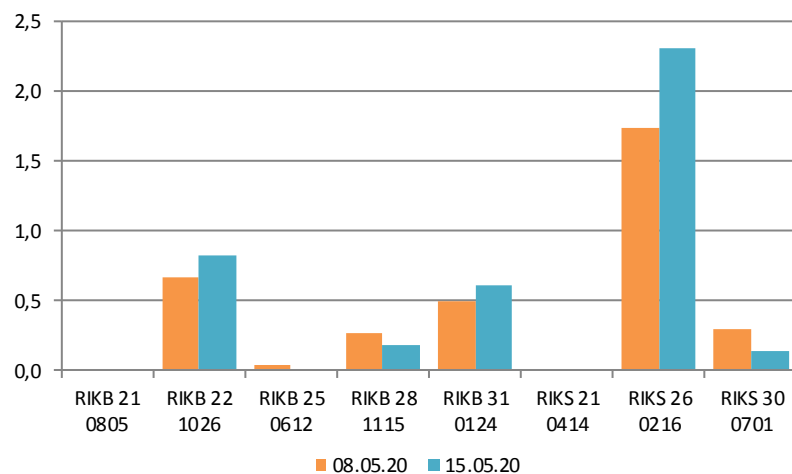


Verðbréfalán

Flokkur	Nafnverð (m.kr.)	Breyting síðan				
		1V	4V	12V	26V	52V
RIKB 21 0805	0	0	0	-650	-741	0
RIKB 22 1026	820	150	350	620	820	820
RIKB 25 0612	0	-40	-120	-550	-600	0
RIKB 28 1115	185	-75	185	-55	-465	-1.065
RIKB 31 0124	610	110	265	-30	10	-240
RIKS 21 0414	0	0	0	-950	-150	-2.162
RIKS 26 0216	2.315	580	1.315			
RIKS 30 0701	145	-155	-155	-555	-705	-1.159

Heimild: Lánamál Ríkisins

Breyting milli vikna



Innihald og form skjals þessa er unnið af starfsmönnum Hagfræðideildar Landsbankans hf. (hagfraedideild@landsbankinn.is) og byggist á aðgengilegum opinberum upplýsingum á þeim tíma sem greiningin var unnin. Mat á þeim upplýsingum endurspeglar skoðanir starfsmanna Hagfræðideildar Landsbankans á þeim degi þegar greiningin er dagsett, en þær geta breyst án fyrirvara.

Landsbankinn hf. og starfsfólk hans taka ekki ábyrgð á viðskiptum sem byggð eru á þeim upplýsingum og skoðunum sem hér eru settar fram.

Bent skal á að Landsbankinn hf. getur á hverjum tíma haft beinna eða óbeinna hagsmuna að gæta, ýmist sjálfur, dótturfélög hans eða fyrir hönd viðskiptamanna, s.s. sem fjárfestir, lánardrottinn eða þjónustuaðili. Greiningar eru engu að síður unnar sjálfstætt af Hagfræðideild Landsbankans og innan Landsbankans eru í gildi reglur um aðskilnað starfssviða sem eru aðgengilegar á vef bankans.

