



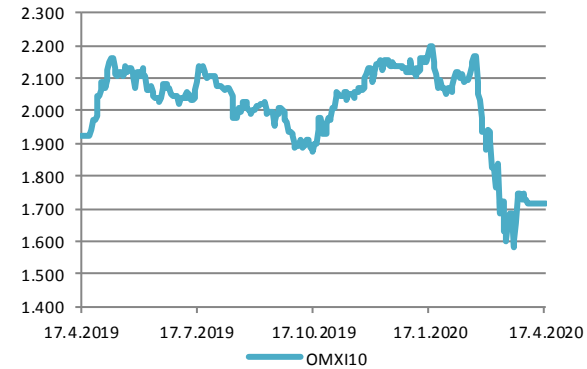
Vikubyrjun
Innlendar markaðsupplýsingar
20. apríl 2020

Hlutabréf

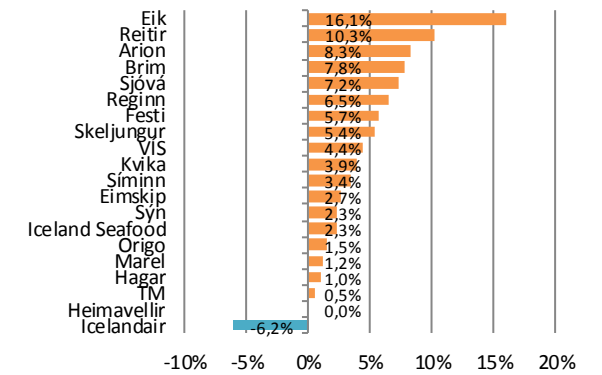
Félag	Verð	Velta (m.kr.)	áramót	Breyting síðan ...			
				1V	1M	3M	12M
OMX10	1717,3	4.420	-19,0%	0,0%	5,4%	-21,9%	-10,8%
Marel	600,0	516	-0,6%	1,2%	27,9%	-5,9%	17,0%
Icelandair	3,2	103	-57,7%	-6,2%	6,3%	-63,3%	-64,9%
Eimskip	133,0	13,0	-29,8%	2,7%	-11,3%	-29,1%	-22,4%
Brim	41,5	82,1	9,0%	7,8%	1,4%	9,8%	43,0%
Iceland Seafoo	8,2	71	-17,6%	2,3%	13,6%	-20,4%	-9,9%
Hagar	48,2	98	10,0%	1,0%	5,9%	-4,6%	11,8%
Festi	126,0	585	-2,7%	5,7%	14,5%	-10,0%	7,7%
Skeljungur	7,8	125	-2,4%	5,4%	4,0%	-13,0%	0,0%
Sýn	30,8	4	-12,0%	2,3%	25,5%	-19,8%	-5,5%
Síminn	5,5	293	3,4%	3,4%	11,8%	4,6%	40,5%
Origo	23,1	119	-11,0%	1,5%	16,7%	-10,2%	12,1%
Arion	62,5	778	-27,6%	8,3%	5,9%	-24,9%	-17,8%
Kvika	8,5	151	-19,5%	3,9%	21,7%	-21,5%	-28,4%
Sjóvá	18,5	168	-1,1%	7,2%	28,0%	-5,9%	4,3%
VÍS	10,7	355	-1,3%	4,4%	28,9%	-7,8%	-15,8%
TM	29,6	69	-16,7%	0,5%	18,7%	-17,2%	-9,8%
Reginn	18,3	148	-16,2%	6,5%	-3,2%	-22,0%	-10,8%
Reitir	59,0	206	-16,7%	10,3%	5,4%	-22,3%	-20,9%
Eik	7,7	535	-6,2%	16,1%	13,5%	-16,5%	-9,1%
Heimavellir	1,5	0,0	29,2%	0,0%	0,0%	24,8%	14,1%

Leiðrétt fyrir arðgreiðslum. Heimild: Kodiak, útreikningar Hagfræðideildar

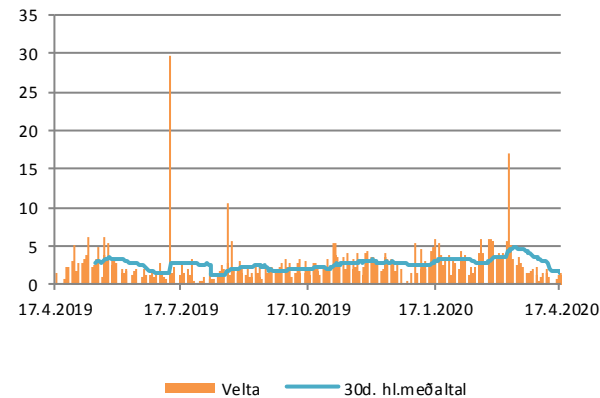
Úrvalsvísitalan



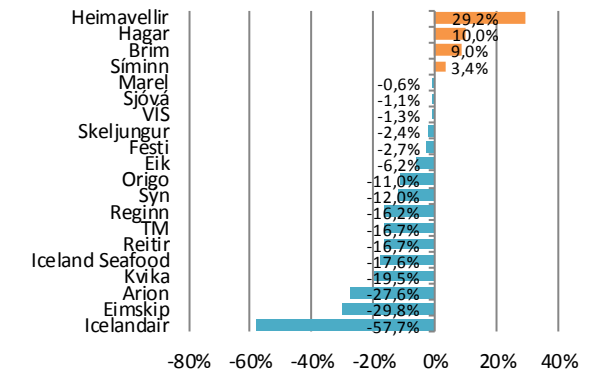
Breyting í vikunni



Velta



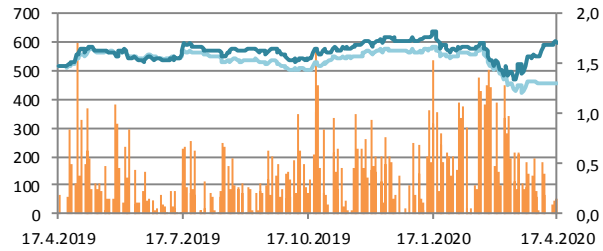
Frá áramótum



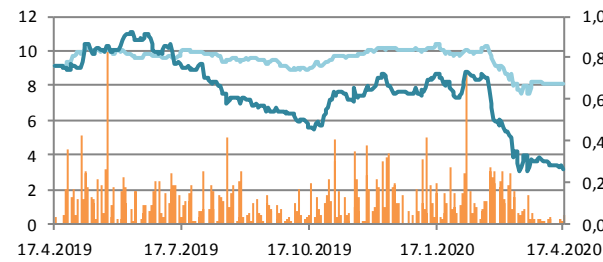
Hlutabréf

— Velta (h.ás, ma.kr./dag)
— Verð
— OMXIB

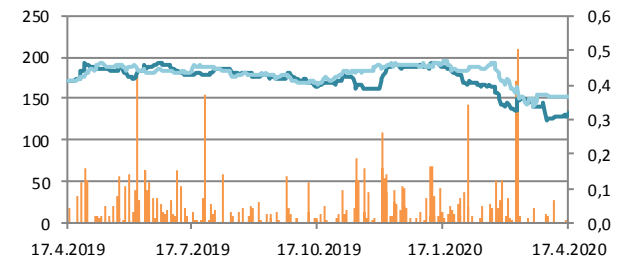
Marel



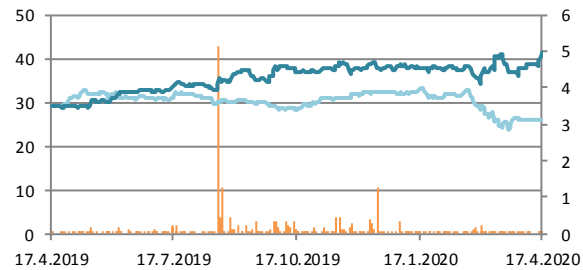
Icelandair



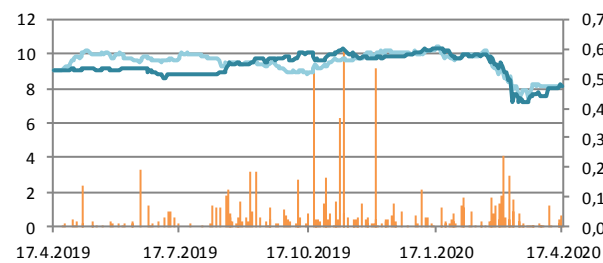
Eimskip



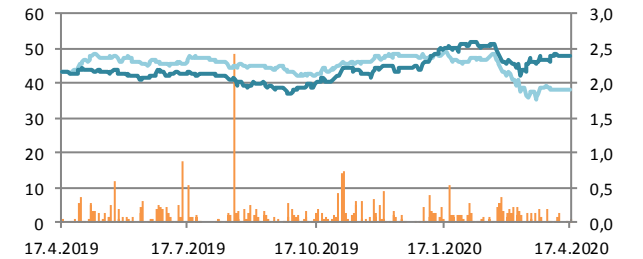
Brim



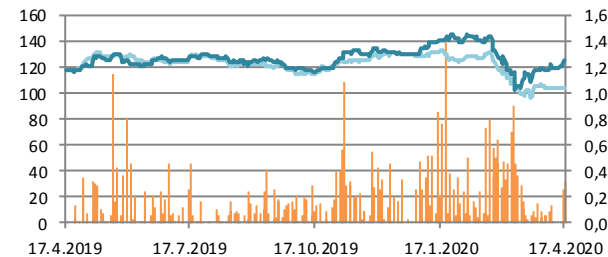
Iceland Seafood



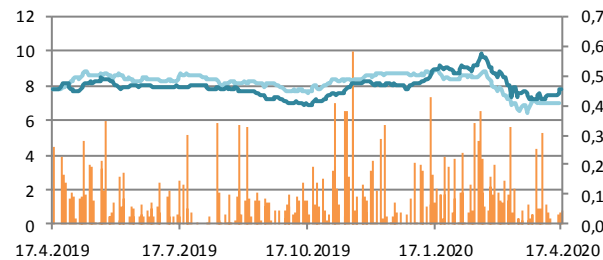
Hagar



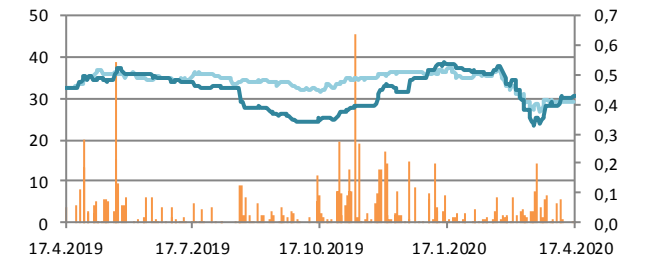
Festi



Skeljungur



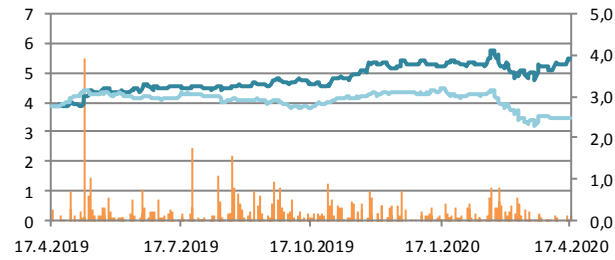
Sýn



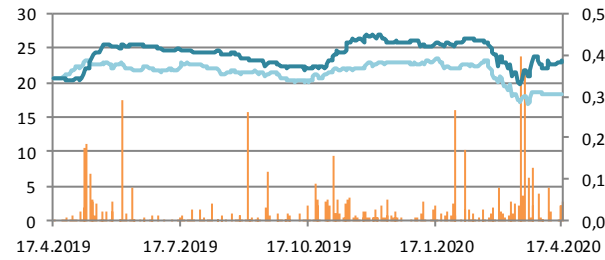
Hlutabréf

— Velta (h.ás, ma.kr./dag)
— Verð
— OMXIB

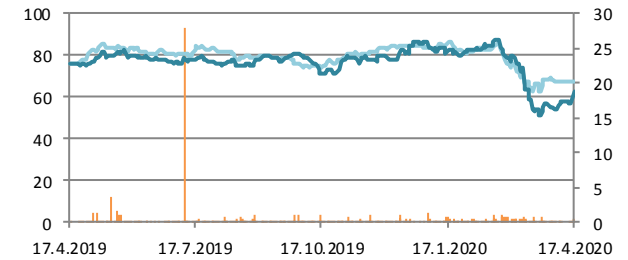
Síminn



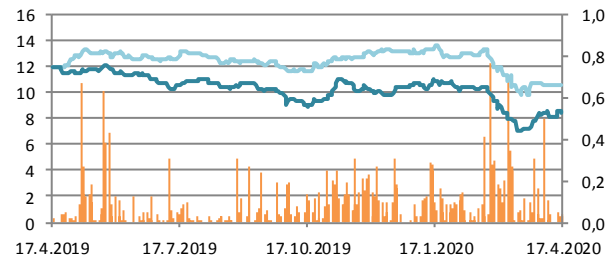
Origo



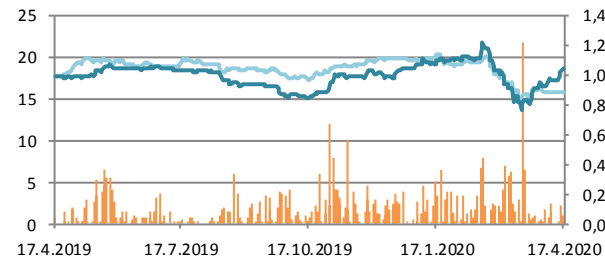
Arion



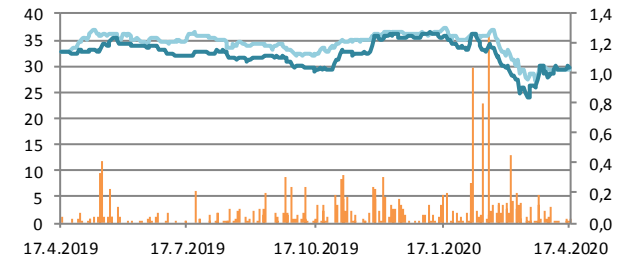
Kvika



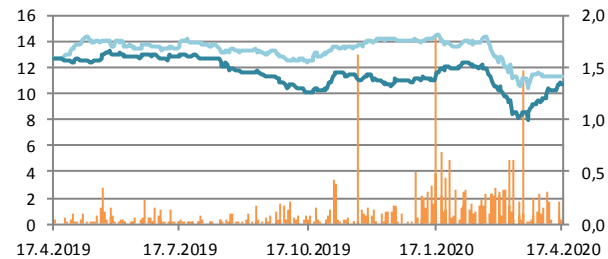
Sjóvá



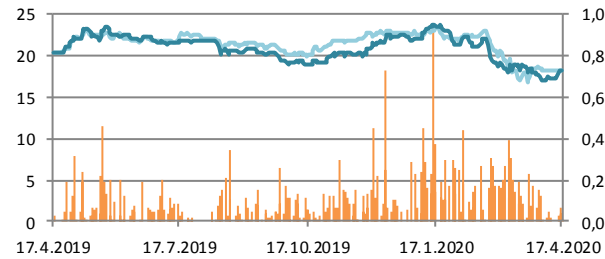
TM



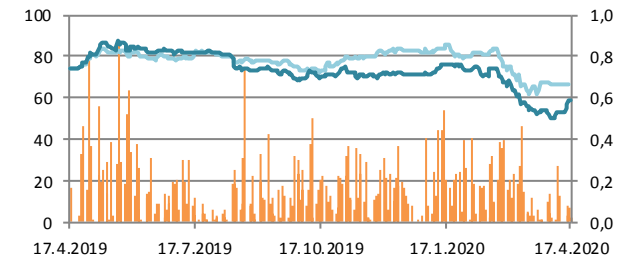
VÍS



Reginn



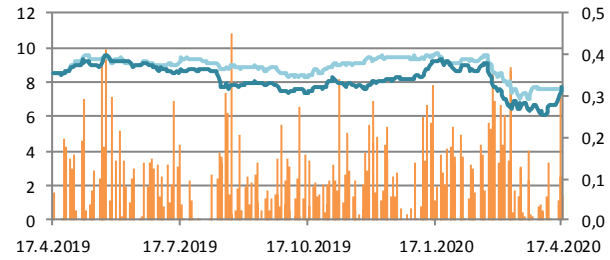
Reitir



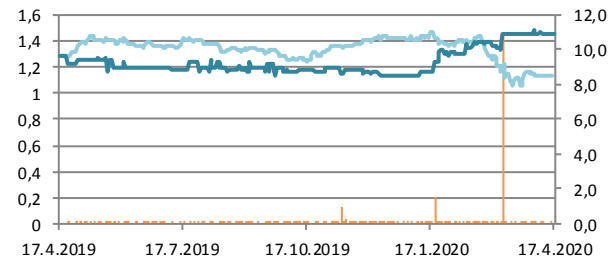
Hlutabréf

- Velta (h.ás, ma.kr./dag)
- Verð
- OMXIB

Eik

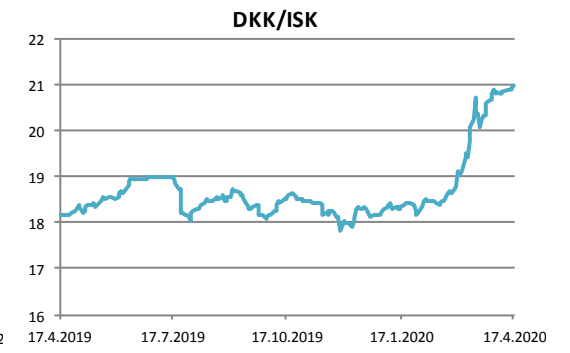
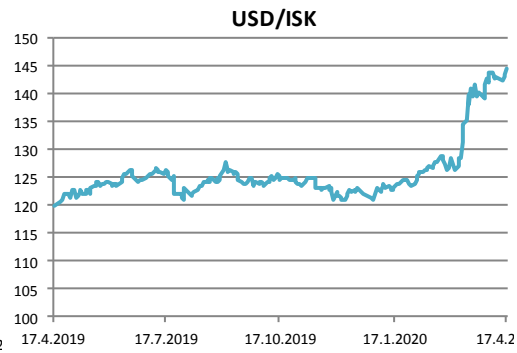
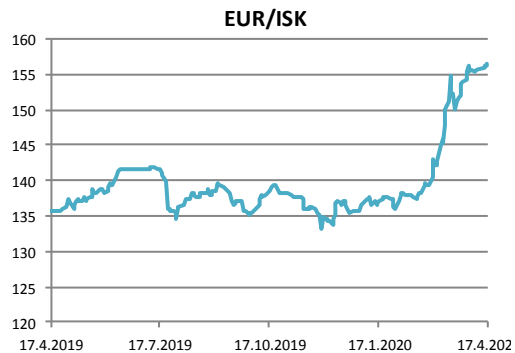


Heimavellir

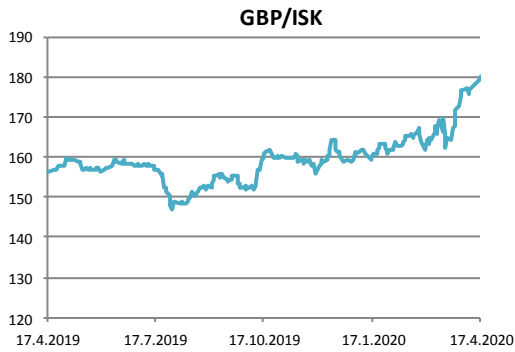
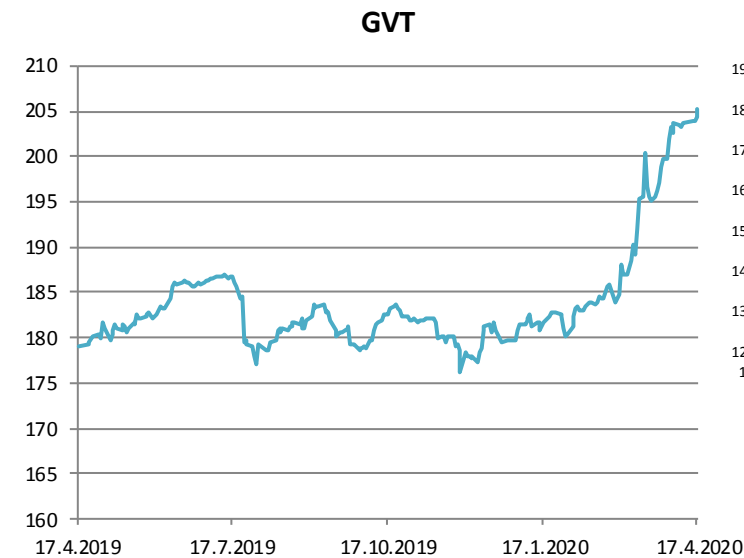


Gjaldeyrismarkaðurinn

Gengi ISK	17.apr	Breyting síðan ...				
		áramót	1V	1M	3M	12M
GVT	205,3	14,2%	0,8%	2,5%	13,0%	14,6%
EUR	156,5	15,2%	0,5%	1,1%	14,2%	15,4%
USD	144,6	19,4%	0,9%	3,2%	17,3%	20,6%
GBP	180,0	12,9%	1,9%	6,1%	11,9%	15,0%
SEK	14,4	10,9%	1,4%	1,9%	10,9%	11,0%
DKK	21,0	15,4%	0,6%	1,3%	14,4%	15,5%
NOK	13,8	0,4%	-0,5%	2,4%	-0,2%	-2,3%
JPY	1,34	20,2%	1,9%	2,2%	19,9%	25,2%



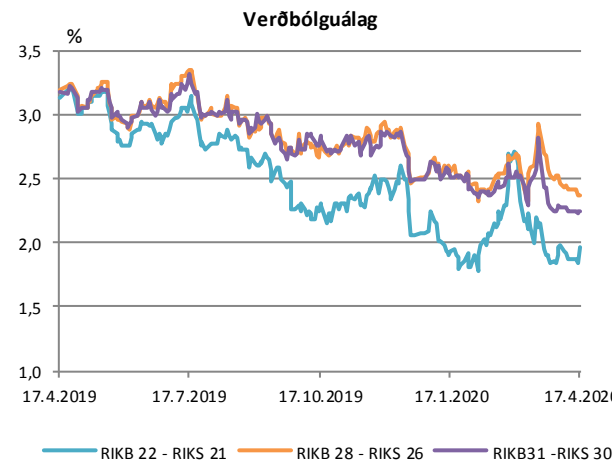
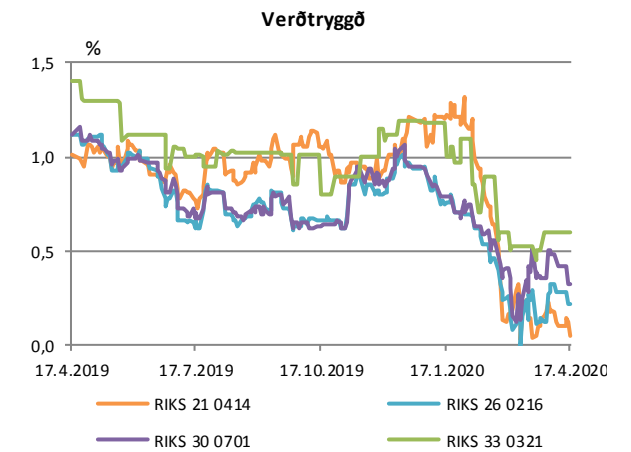
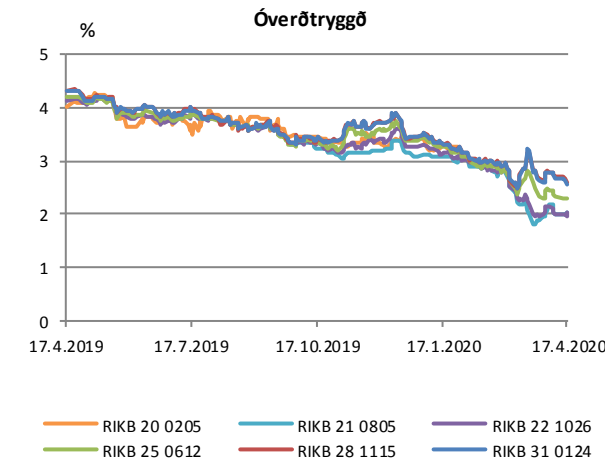
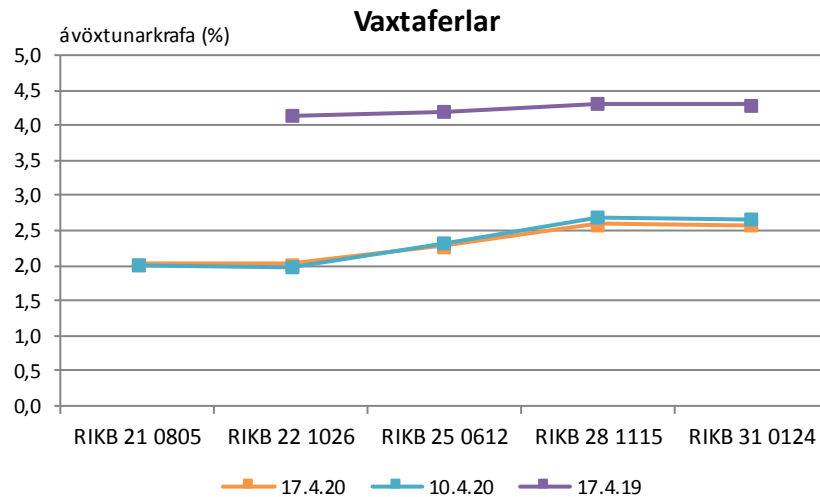
Miðgengi Seðlabanka Íslands. Heimild: Kodiak



Ríkisbréf

	verð	krafa	velta (ma.kr./viku)	árm.	Breyting síðan ...			
					1V	1M	3M	12M
RIKB 21 0805	101,85	2,03	0,7	-1,04	0,02	-0,27	-1,04	
RIKB 22 1026	112,68	2,02	0,8	-1,25	0,04	-0,36	-1,14	-2,13
RIKB 25 0612	127,44	2,28	1,8	-1,08	-0,03	-0,40	-0,98	-1,92
RIKB 28 1115	118,28	2,59	3,1	-0,85	-0,10	-0,28	-0,73	-1,72
RIKB 31 0124	136,49	2,57	1,8	-0,87	-0,09	-0,28	-0,74	-1,73
RIKS 21 0414	103,68	0,05	0,0	-1,14	-0,06	-0,12	-1,17	-0,97
RIKS 26 0216	107,40	0,22	0,9	-0,71	-0,06	0,08	-0,53	-0,90
RIKS 30 0701	129,31	0,32	0,9	-0,62	-0,09	0,05	-0,47	-0,80
RIKS 33 0321	129,74	0,60	0,0	-0,59	0,00	0,08	-0,40	-0,80

Heimild: Kodiak

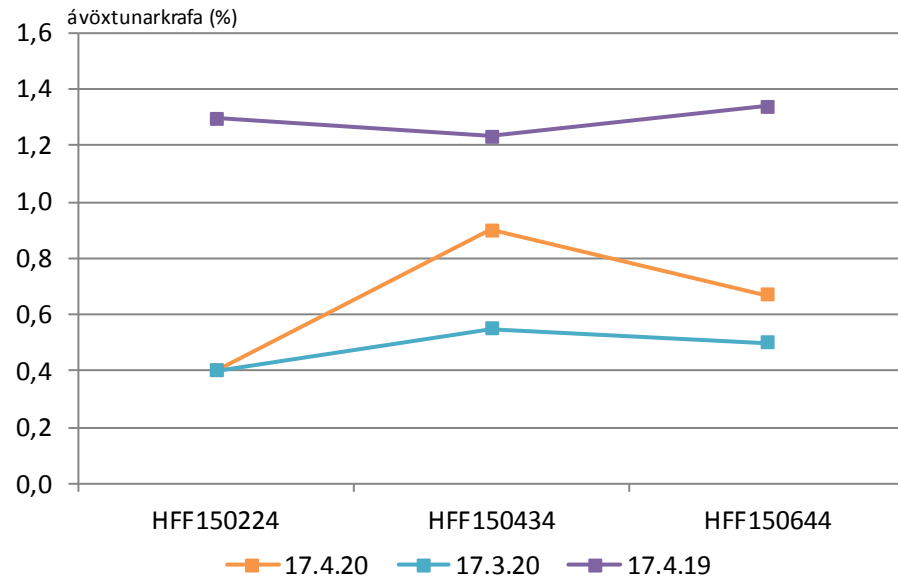


Íbúðabréf

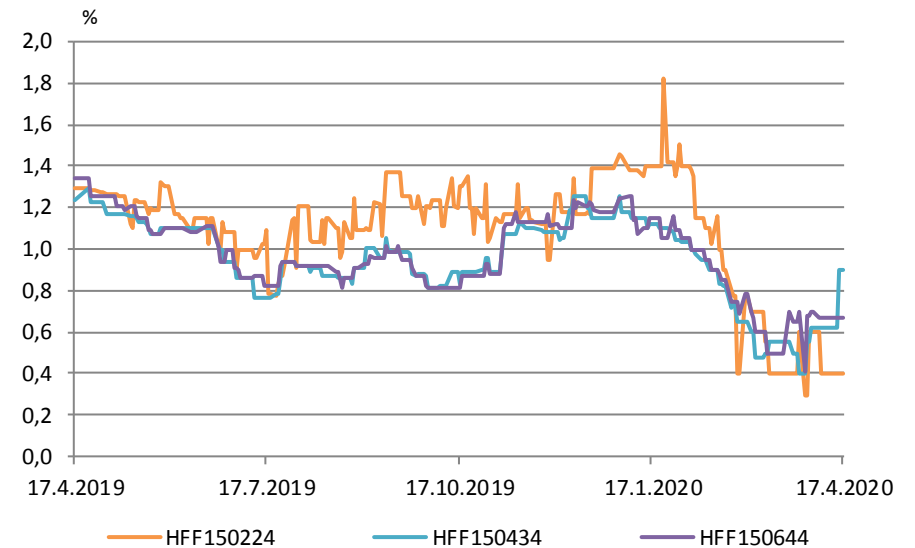
	verð	krafa	velta (ma.kr./viku)	árm.	Breyting síðan ...			
					1V	1M	3M	12M
HFF150224	107,04	0,40	0,0	-0,99	0,00	0,00	-1,00	-0,90
HFF150434	121,34	0,90	0,0	-0,25	0,28	0,35	-0,22	-0,33
HFF150644	140,61	0,67	0,4	-0,51	0,00	0,17	-0,48	-0,67

Heimild: Kodiak

Vaxtaferlar



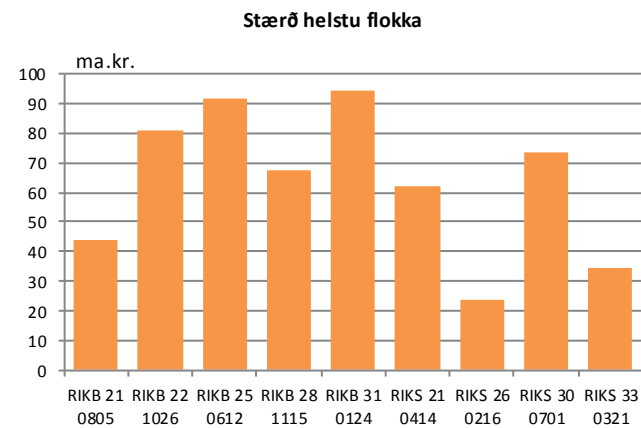
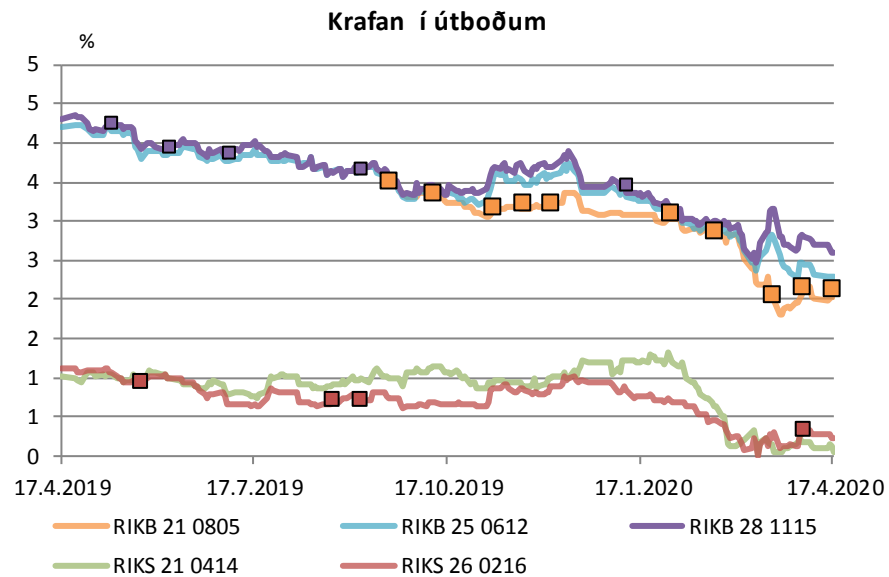
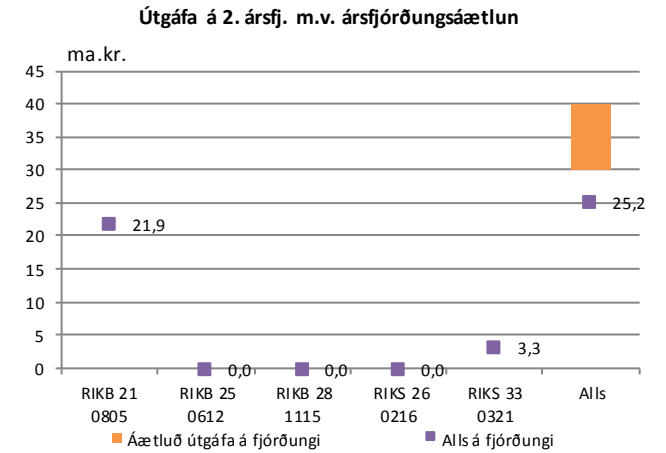
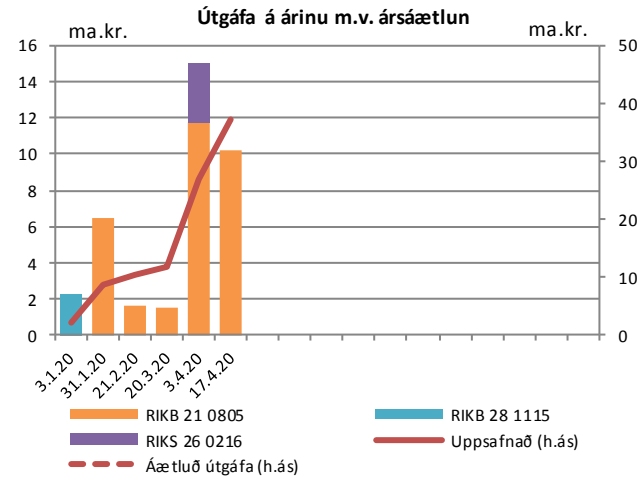
Þróun á kröfu



Útboð ríkisbréfa

Seinustu útboð		Tilboð	Samþykkt	Verð	Krafa
Dags	Flokkur				
17.4.20	RIKB 21 0805	25,5	10,0	101,75	2,100
3.4.20	RIKB 21 0805	17,3	11,6	101,75	2,140
3.4.20	RIKS 26 0216	3,3	3,1	106,85	0,318
20.3.20	RIKB 21 0805	7,9	1,5	101,94	2,040
21.2.20	RIKB 21 0805	9,2	1,6	100,89	2,850
31.1.20	RIKB 21 0805	25,3	6,0	100,61	3,070
10.1.20	RIKB 28 1115	9,2	1,9	111,60	3,450

Að nafnvirði (ma.kr.) Heimild: Lánamál Ríkisins

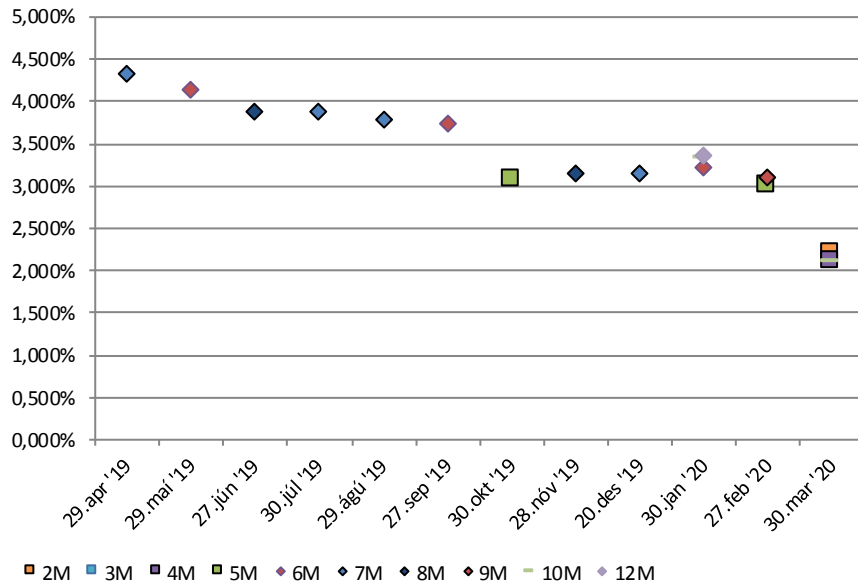


Útboð ríkisvígla

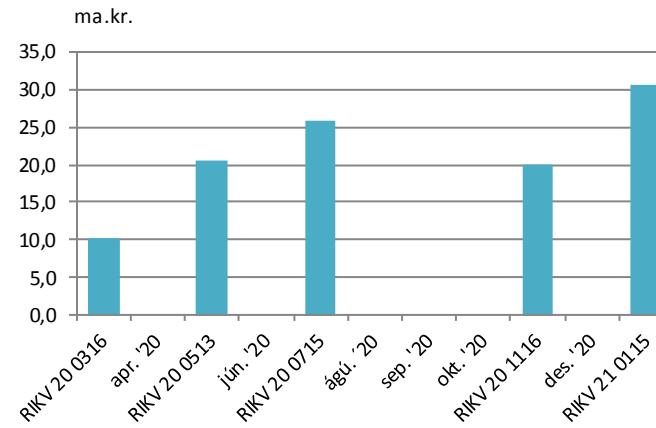
Dags.	Flokkur	Samþykkt	Vextir
30.03.20	RIKV 20 0513	20,5	2,23
30.03.20	RIKV 20 0715	15,3	2,12
30.03.20	RIKV 21 0115	18,0	2,20
27.02.20	RIKV 20 0715	4,1	3,02
27.02.20	RIKV 20 1116	9,1	3,12

Heimild: Lánamál ríkisins

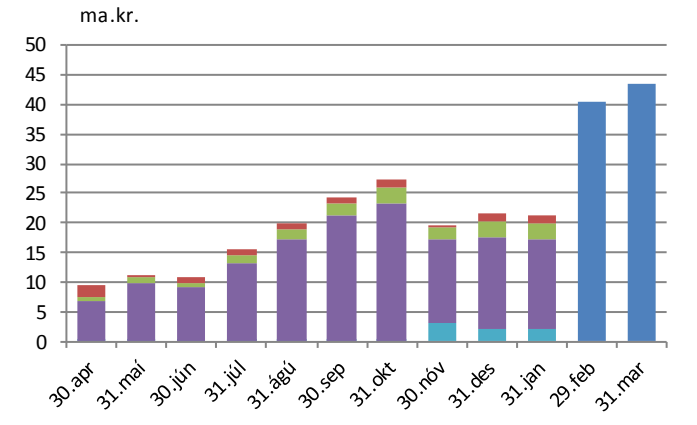
Niðurstaða útboða



Útstandandi ríkisvíglar

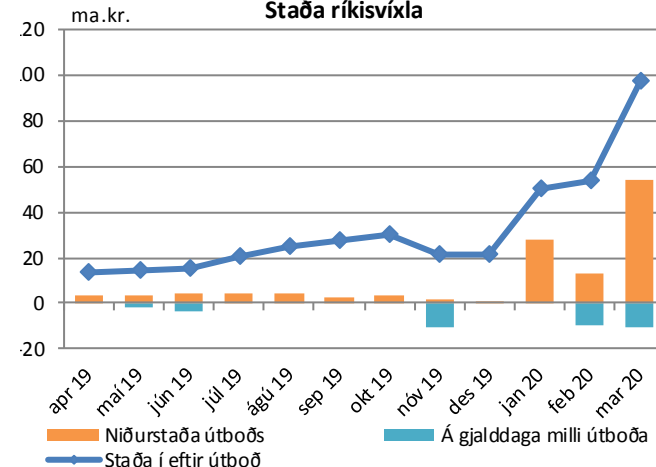


Eigendaskipting



■ Erl. aðilar
 ■ Bankar
 ■ Ýmis lánaf.
 ■ Verðbr.- og fj.sjóðir
 ■ Aðrir
 ■ Ekki vitað

Staða ríkisvígla

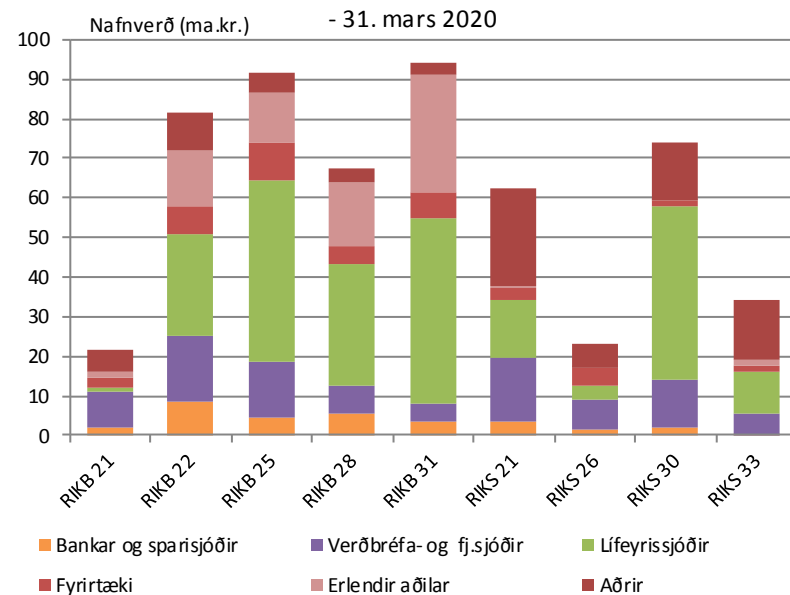


Eigendaskipti ríkisbréfa

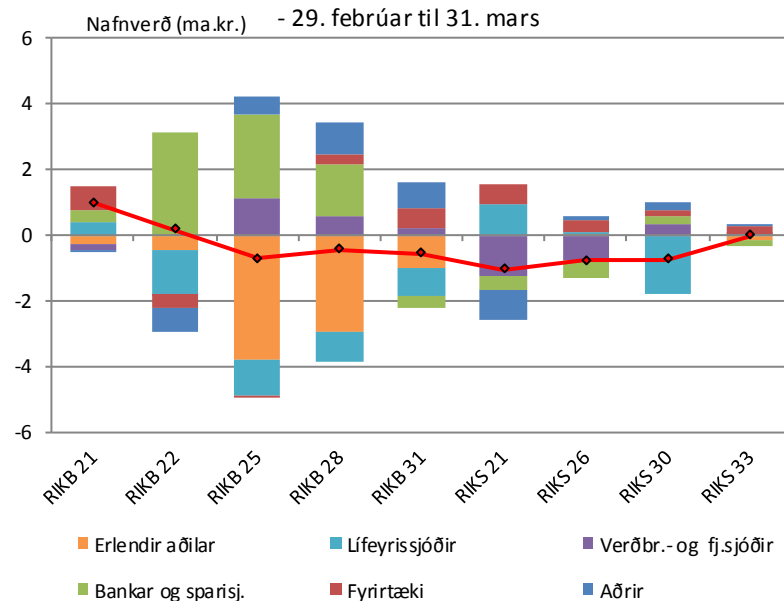
	Eigendaskipting (ma.kr.)								
	RIKB 22	RIKB 25	RIKB 28	RIKB 31	RIKS 21	RIKS 26	RIKS 30	RIKS 33	Alls
Bankar og sparissjóðir	8,5	4,5	5,3	3,5	3,3	1,4	2,1	0,0	28,6
Verðbréfa- og fj.sjóðir	16,4	14,1	7,2	4,4	16,1	7,6	11,9	5,3	83,0
Lífeyrissjóðir	26,0	45,5	30,7	46,9	14,5	3,7	43,7	10,9	221,8
Fyrirtæki	7,0	9,8	4,7	6,5	3,0	4,4	1,8	1,5	38,8
Aðrir	9,5	4,7	3,7	2,7	24,3	5,8	14,5	14,9	80,0
Erlendir aðilar	14,1	12,8	16,0	30,0	0,9	0,0	0,0	1,5	75,4
Nafnverð alls (ma.kr)	81,4	91,5	67,5	93,9	62,2	22,9	74,0	34,2	527,6

Heimild: Lánamál ríkisins

Eigendur ríkisverðbréfa



Breyting milli mánaða

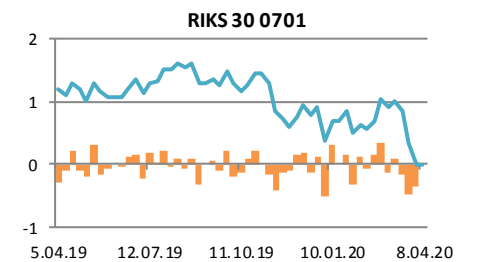
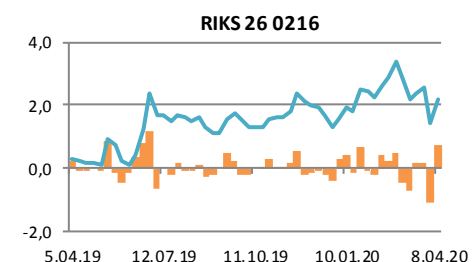
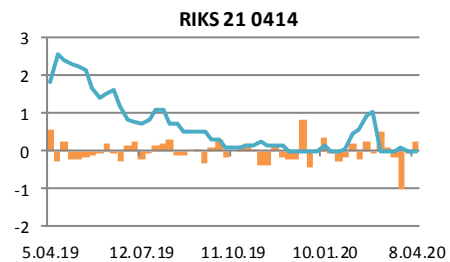
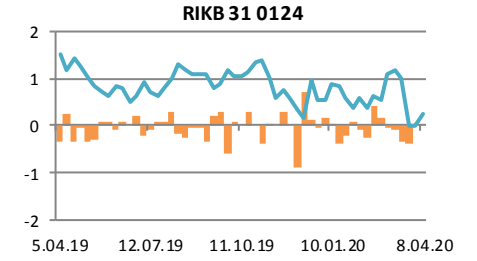
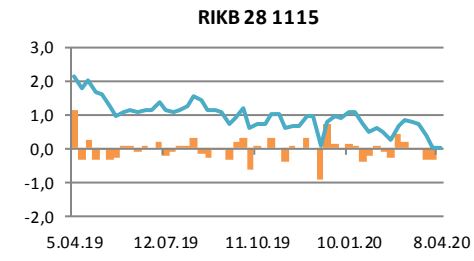
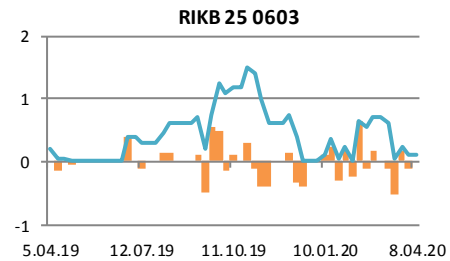
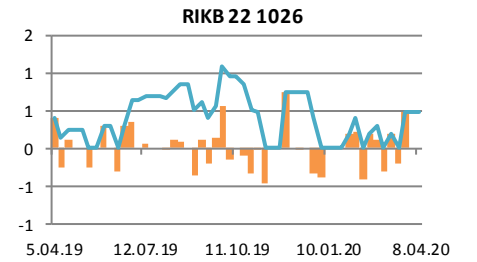
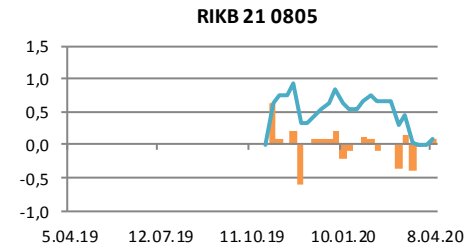
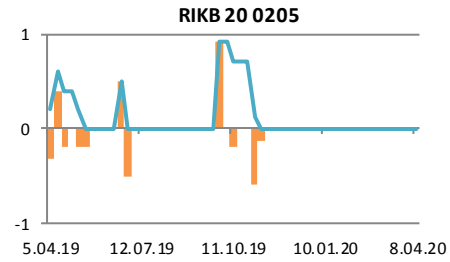
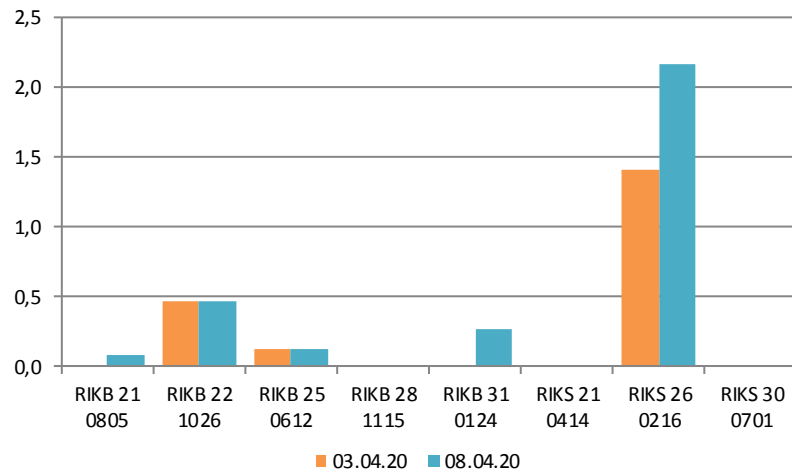


Verðbréfalán

Flokkur	Nafnverð (m.kr.)	Breyting síðan				
		1V	4V	12V	26V	52V
RIKB 21 0805	80	80	-360	-463	80	80
RIKB 22 1026	470	0	270	470	-480	70
RIKB 25 0612	120	0	-480	-230	-1.080	-80
RIKB 28 1115	0	0	-766	-1.077	-700	-2.100
RIKB 31 0124	265	265	-915	-571	-785	-1.235
RIKS 21 0414	0	0	0	0	-100	-1.840
RIKS 26 0216	2.165	750	-40			
RIKS 30 0701	0	0	-1.000	-680	-1.150	-1.200

Heimild: Lánamál Ríkisins

Breyting milli vikna



Innihald og form skjals þessa er unnið af starfsmönnum Hagfræðideildar Landsbankans hf. (hagfraedideild@landsbankinn.is) og byggist á aðgengilegum opinberum upplýsingum á þeim tíma sem greiningin var unnin. Mat á þeim upplýsingum endurspeglar skoðanir starfsmanna Hagfræðideildar Landsbankans á þeim degi þegar greiningin er dagsett, en þær geta breyst án fyrirvara.

Landsbankinn hf. og starfsfólk hans taka ekki ábyrgð á viðskiptum sem byggð eru á þeim upplýsingum og skoðunum sem hér eru settar fram.

Bent skal á að Landsbankinn hf. getur á hverjum tíma haft beinna eða óbeinna hagsmuna að gæta, ýmist sjálfur, dótturfélög hans eða fyrir hönd viðskiptamanna, s.s. sem fjárfestir, lánardrottinn eða þjónustuaðili. Greiningar eru engu að síður unnar sjálfstætt af Hagfræðideild Landsbankans og innan Landsbankans eru í gildi reglur um aðskilnað starfssviða sem eru aðgengilegar á vef bankans.

