



---

**Vikubyrjun**  
**Innlendar markaðsupplýsingar**  
**14. apríl 2020**

---

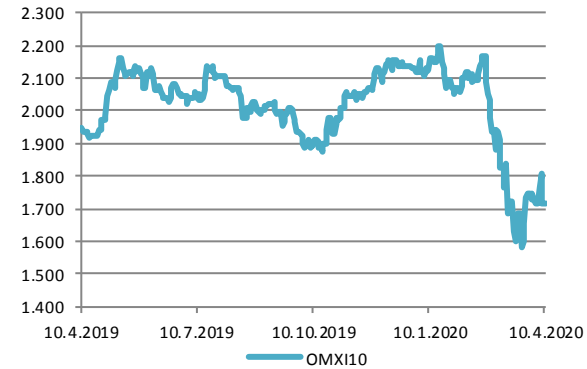
---

# Hlutabréf

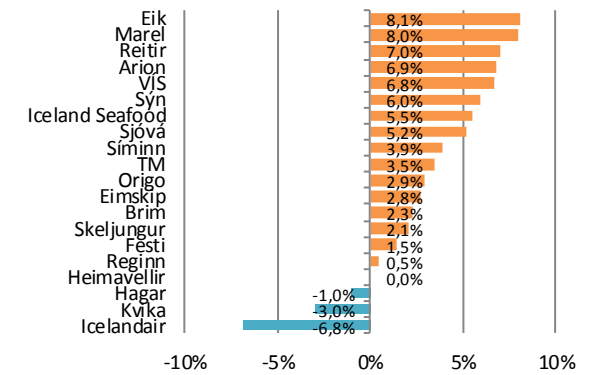
Félag	Verð	Velta (m.kr.)	áramót	Breyting síðan ...			
				1V	1M	3M	12M
OMX10	1717,3	4.568	-19,0%	0,0%	-4,2%	-20,5%	-11,7%
Marel	593,0	1.112	-1,8%	8,0%	19,4%	-4,0%	14,8%
Icelandair	3,4	79	-55,0%	-6,8%	-33,2%	-59,4%	-64,9%
Eimskip	129,5	66,8	-31,7%	2,8%	-4,1%	-32,6%	-25,6%
Brim	38,5	110,6	1,1%	2,3%	2,0%	0,8%	28,7%
Iceland Seafoo	8,0	75	-19,4%	5,5%	-6,5%	-22,0%	-12,4%
Hagar	47,7	248	8,9%	-1,0%	5,8%	-1,6%	6,6%
Festi	119,3	234	-7,9%	1,5%	3,7%	-14,2%	1,5%
Skeljungur	7,4	119	-7,4%	2,1%	-8,1%	-11,2%	-1,1%
Sýn	30,1	92	-14,0%	6,0%	1,0%	-21,2%	-4,1%
Síminn	5,3	209	0,0%	3,9%	7,7%	-0,2%	31,2%
Origo	22,8	100	-12,4%	2,9%	3,4%	-9,8%	9,9%
Arion	57,7	433	-33,1%	6,9%	-21,0%	-31,1%	-26,0%
Kvika	8,2	152	-22,5%	-3,0%	3,1%	-20,8%	-22,3%
Sjóvá	17,3	249	-7,8%	5,2%	6,8%	-10,9%	-3,1%
VÍS	10,3	573	-5,4%	6,8%	9,3%	-7,9%	-15,8%
TM	29,4	25	-17,1%	3,5%	7,9%	-18,9%	-6,7%
Reginn	17,1	89	-21,4%	0,5%	-6,4%	-26,2%	-13,8%
Reitir	53,5	403	-24,5%	7,0%	-11,6%	-27,6%	-27,5%
Eik	6,7	200	-19,2%	8,1%	0,8%	-24,4%	-19,7%
Heimavellir	1,5	2,0	29,2%	0,0%	0,0%	24,8%	16,8%

Leiðrétt fyrir arðgreiðslum. Heimild: Kodiak, útreikningar Hagfræðideildar

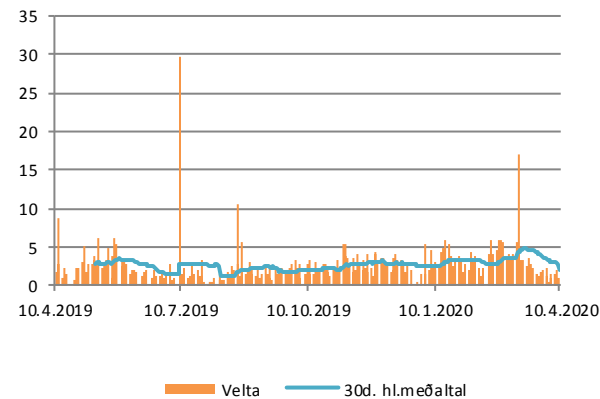
## Úrvalsvísitalan



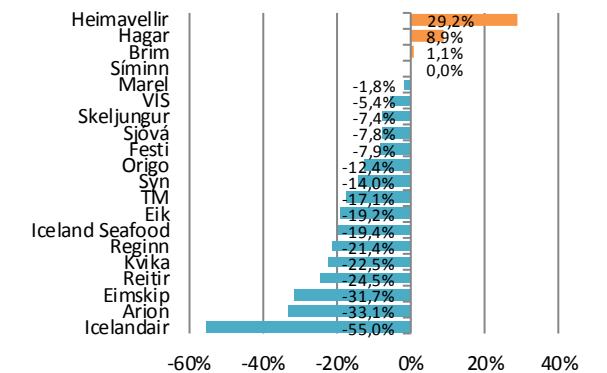
## Breyting í vikunni



## Velta



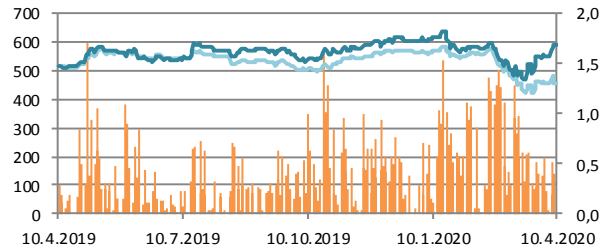
## Frá áramótum



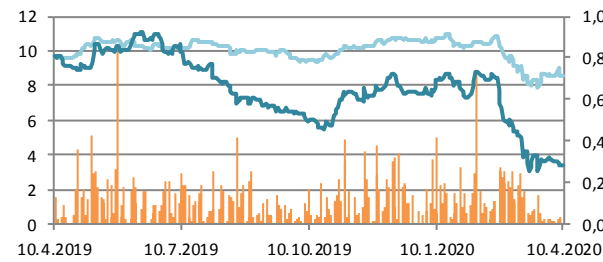
# Hlutabréf

— Velta (h.ás, ma.kr./dag)  
— Verð  
— OMXIB

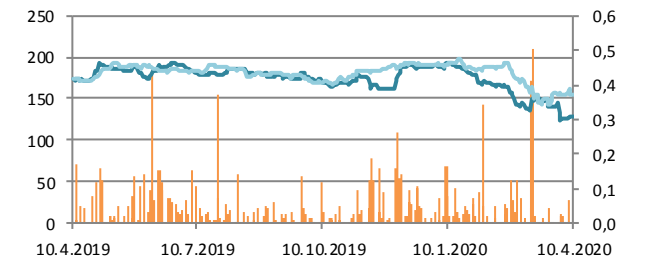
### Marel



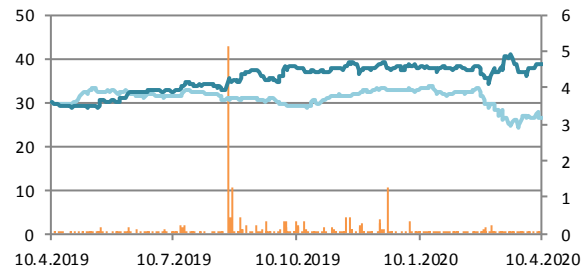
### Icelandair



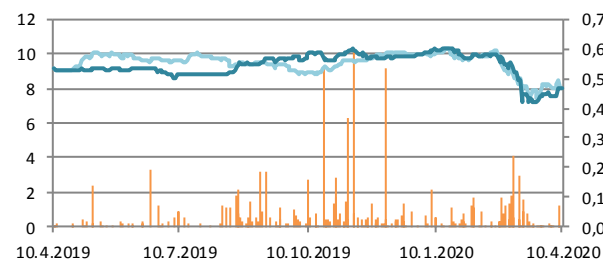
### Eimskip



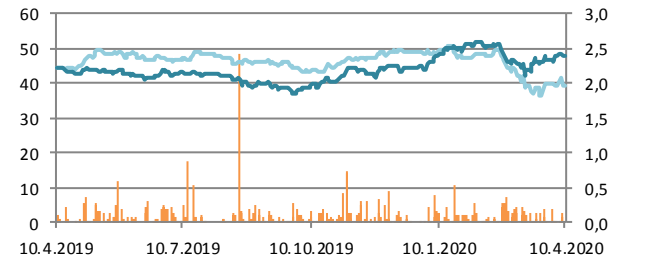
### Brim



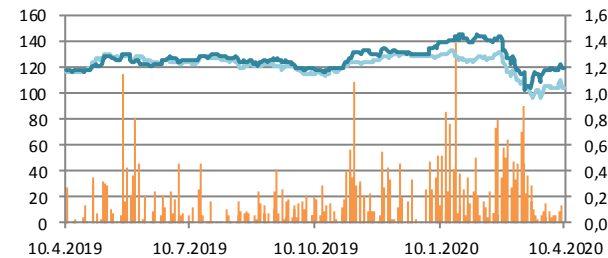
### Iceland Seafood



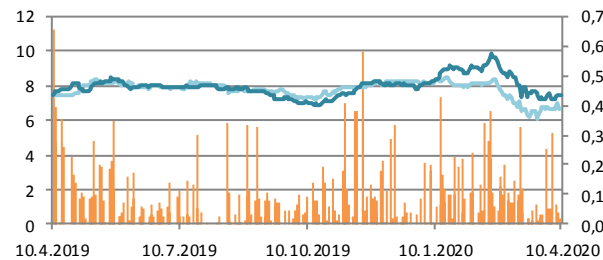
### Hagar



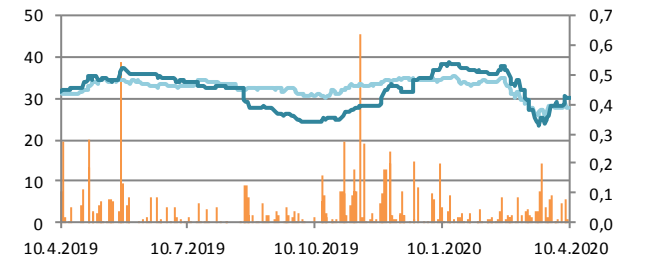
### Festi



### Skeljungur



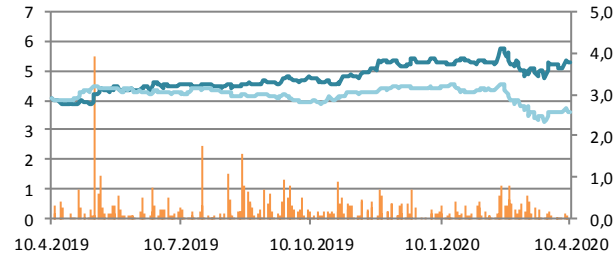
### Sýn



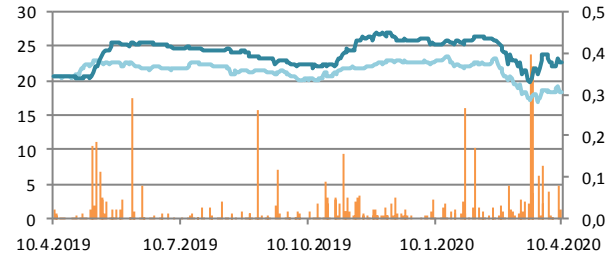
# Hlutabréf

— Velta (h.ás, ma.kr./dag)  
— Verð  
— OMXIB

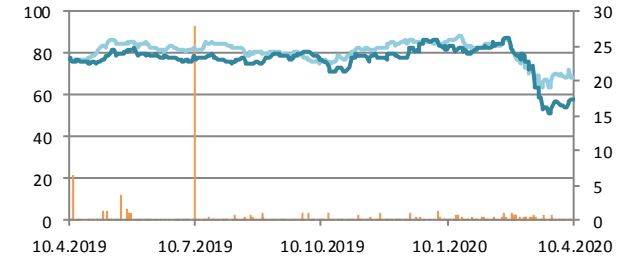
### Síminn



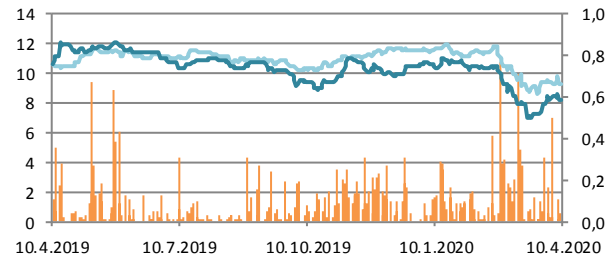
### Origo



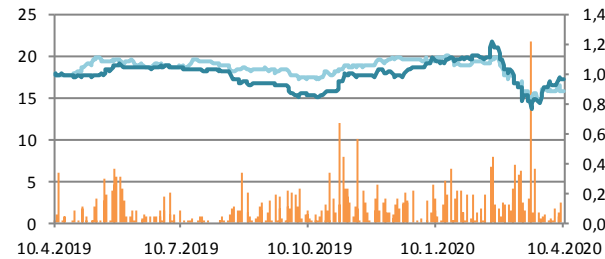
### Arion



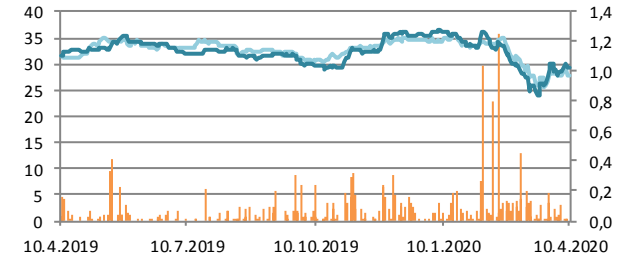
### Kvika



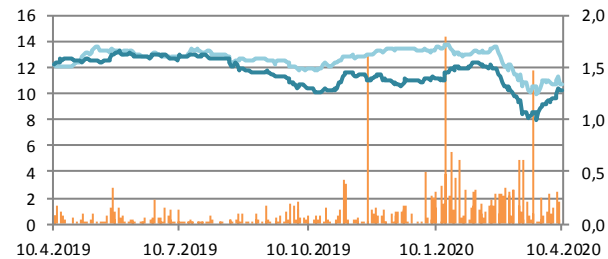
### Sjóvá



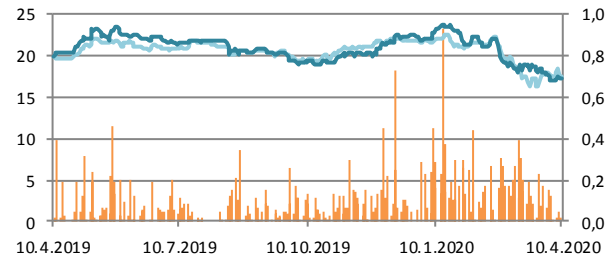
### TM



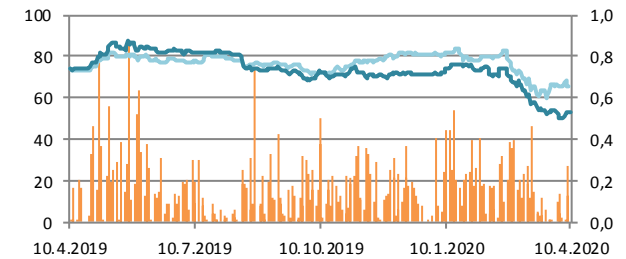
### VÍS



### Reginn



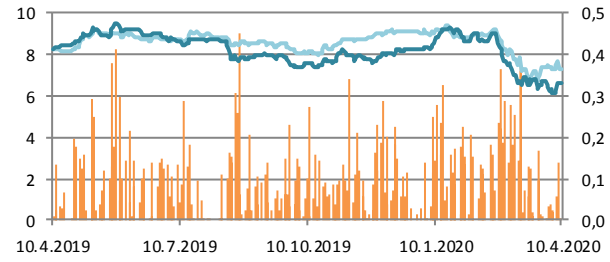
### Reitir



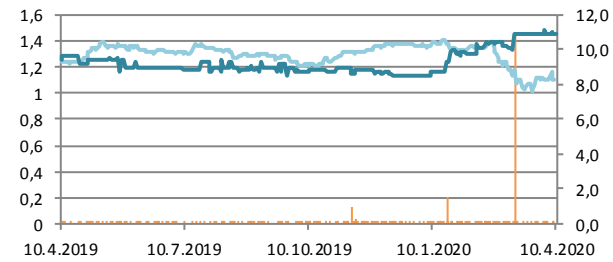
# Hlutabréf

- Velta (h.ás, ma.kr./dag)
- Verð
- OMXIB

## Eik

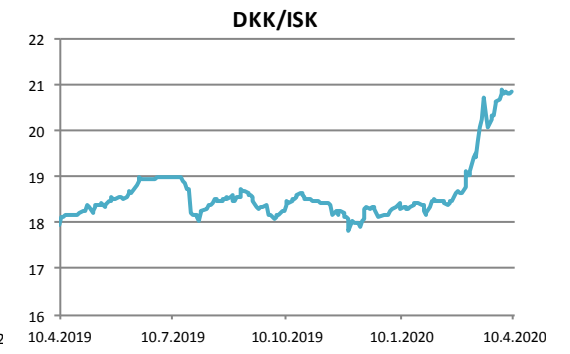
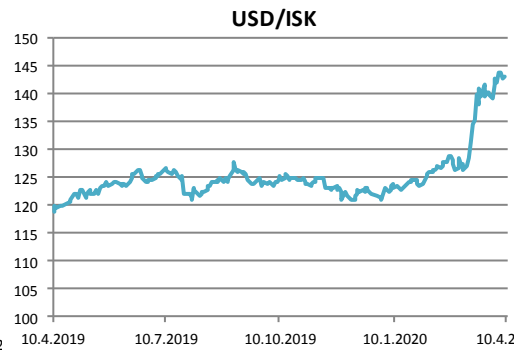
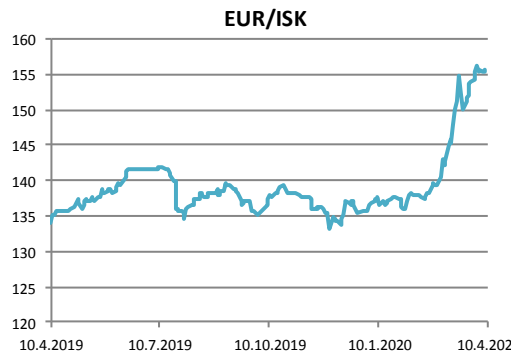


## Heimavellir

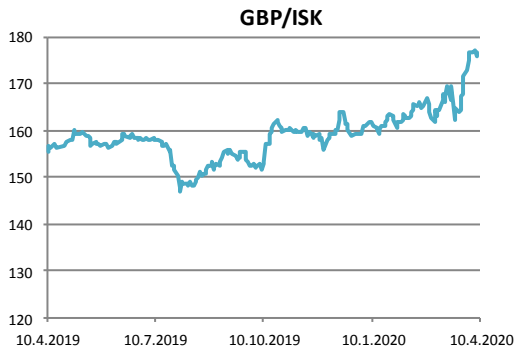
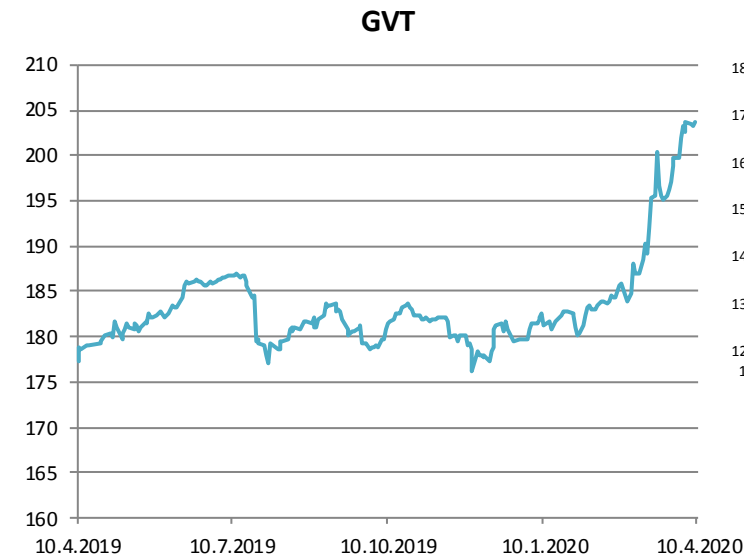


# Gjaldeyrismarkaðurinn

Gengi ISK	10.apr	Breyting síðan ...				
		áramót	1V	1M	3M	12M
GVT	203,6	13,3%	0,0%	7,0%	12,4%	14,9%
EUR	155,7	14,6%	0,0%	6,7%	14,0%	16,2%
USD	143,2	18,2%	-0,6%	11,3%	16,3%	20,5%
GBP	176,6	10,8%	-0,1%	5,2%	9,8%	13,6%
SEK	14,2	9,4%	0,1%	4,6%	9,8%	10,7%
DKK	20,9	14,7%	0,1%	6,8%	14,1%	16,2%
NOK	13,9	0,9%	0,6%	2,3%	0,5%	-0,5%
JPY	1,32	18,0%	-0,9%	7,5%	17,1%	23,1%



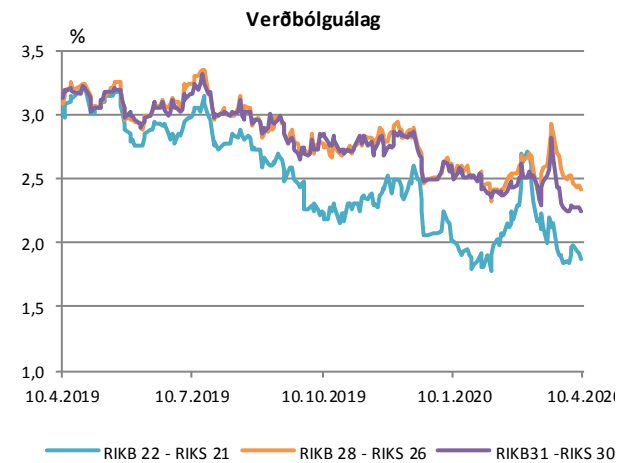
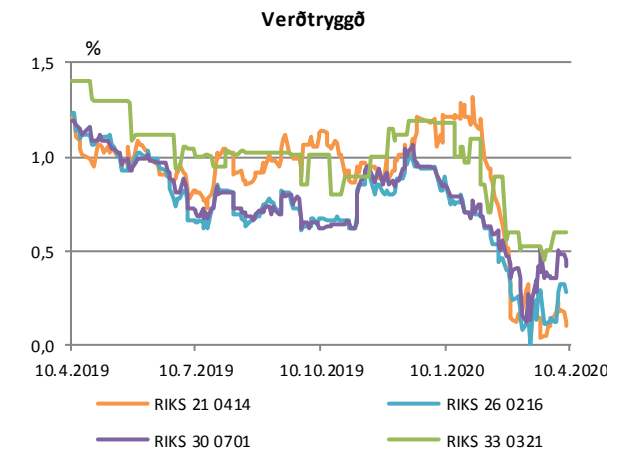
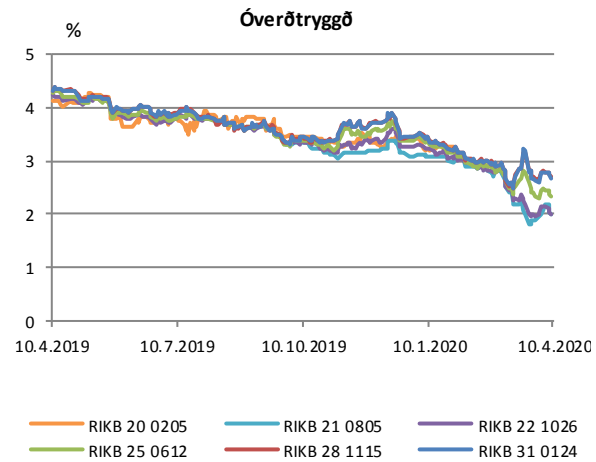
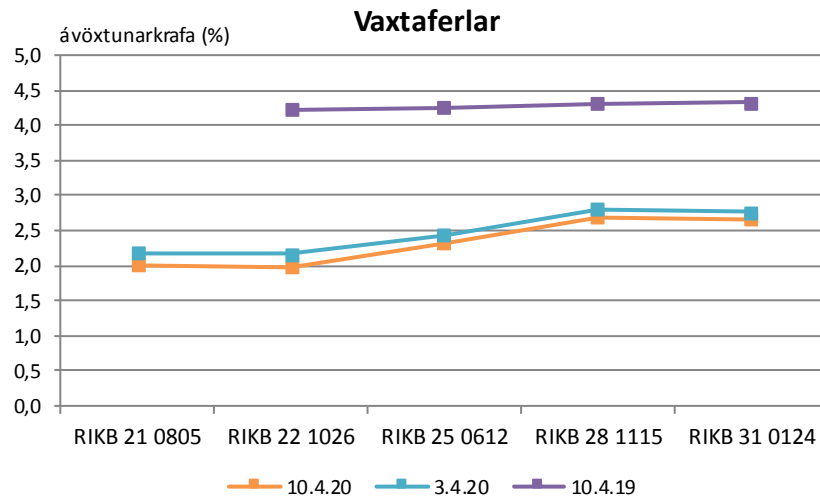
Miðgengi Seðlabanka Íslands. Heimild: Kodiak



# Ríkisbréf

	verð	krafa	velta (ma.kr./viku)	Breyting síðan ...				
				árm.	1V	1M	3M	12M
RIKB 21 0805	101,90	2,01	0,7	-1,06	-0,17	-0,43	-1,07	
RIKB 22 1026	112,87	1,98	1,0	-1,29	-0,18	-0,53	-1,25	-2,25
RIKB 25 0612	127,32	2,32	2,2	-1,05	-0,12	-0,21	-1,00	-1,94
RIKB 28 1115	117,44	2,70	3,6	-0,74	-0,10	0,10	-0,67	-1,62
RIKB 31 0124	135,50	2,66	1,6	-0,78	-0,10	0,06	-0,67	-1,66
RIKS 21 0414	103,68	0,10	0,4	-1,08	-0,08	-0,22	-1,11	-1,09
RIKS 26 0216	107,05	0,28	0,4	-0,65	-0,05	0,06	-0,55	-0,95
RIKS 30 0701	128,27	0,42	0,4	-0,53	-0,07	0,14	-0,43	-0,77
RIKS 33 0321	129,78	0,60	0,0	-0,59	0,00	0,08	-0,58	-0,80

Heimild: Kodiak

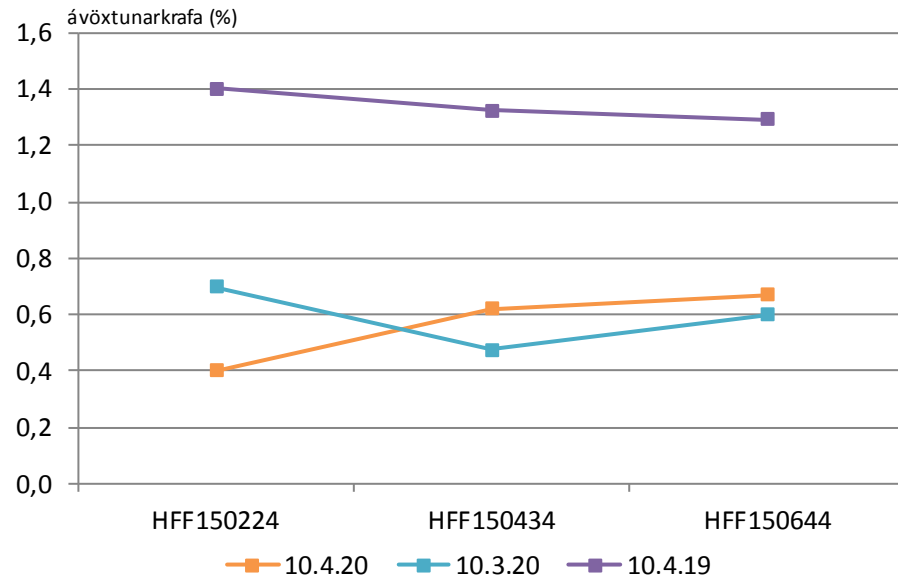


# Íbúðabréf

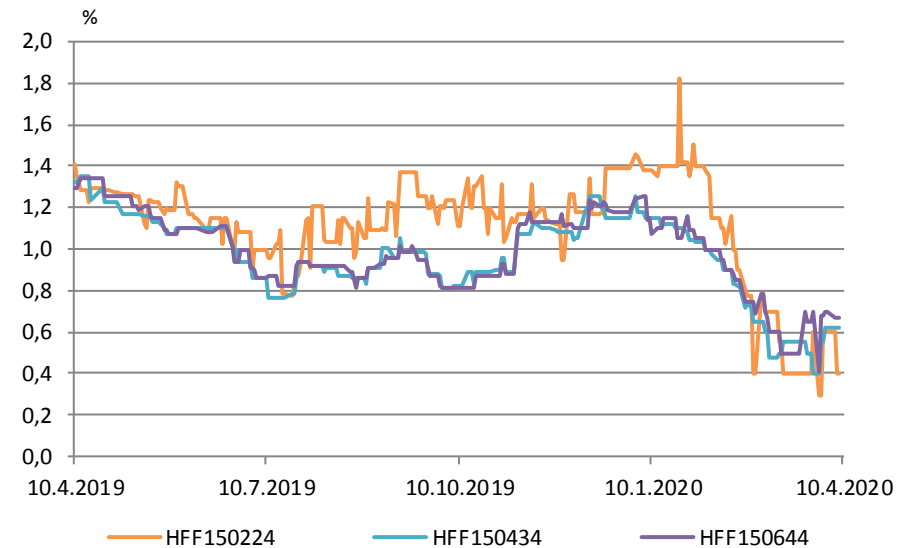
	verð	krafa	velta (ma.kr./viku)	Breyting síðan ...				
				árm.	1V	1M	3M	12M
HFF150224	107,10	0,40	1,0	-0,99	-0,20	-0,30	-0,97	-1,00
HFF150434	123,81	0,62	0,1	-0,53	0,00	0,14	-0,53	-0,71
HFF150644	140,66	0,67	0,3	-0,51	-0,03	0,07	-0,40	-0,62

Heimild: Kodiak

## Vaxtaferlar



## Þróun á kröfu

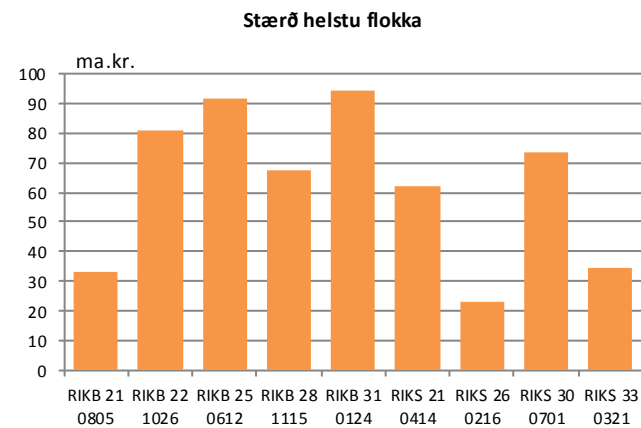
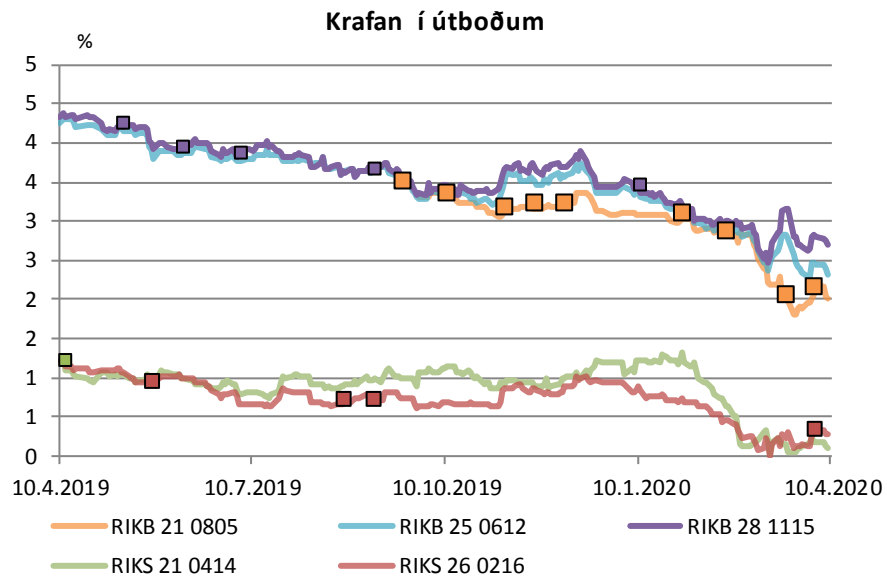
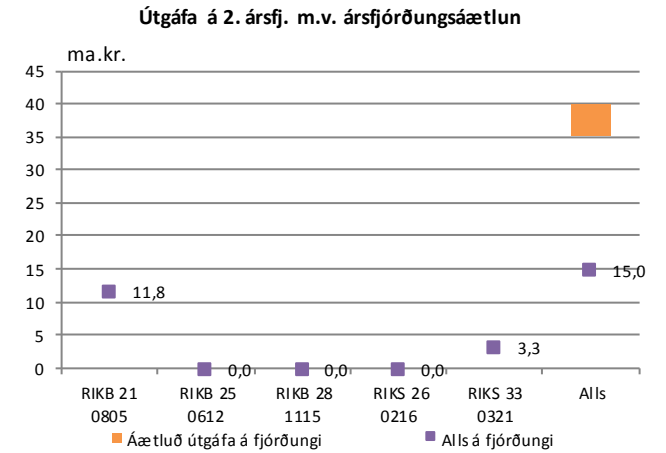
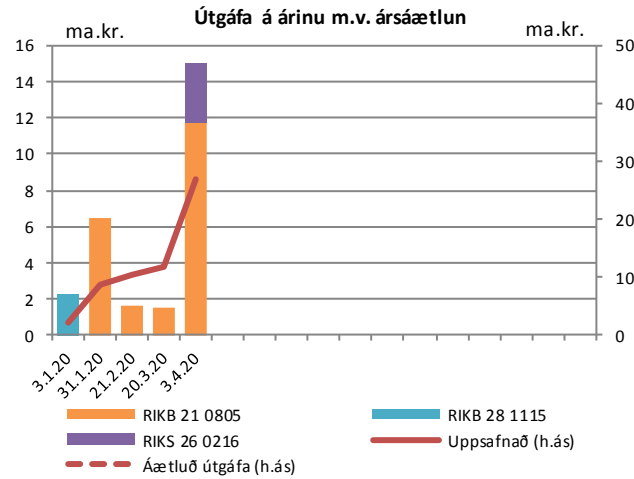




# Útboð ríkisbréfa

Seinustu útboð		Tilboð	Samþykkt	Verð	Krafa
Dags	Flokkur				
3.4.20	RIKB 21 0805	17,3	11,6	101,75	2,140
3.4.20	RIKS 26 0216	3,3	3,1	106,85	0,318
20.3.20	RIKB 21 0805	7,9	1,5	101,94	2,040
21.2.20	RIKB 21 0805	9,2	1,6	100,89	2,850
31.1.20	RIKB 21 0805	25,3	6,0	100,61	3,070
10.1.20	RIKB 28 1115	9,2	1,9	111,60	3,450

Að nafnvirði (ma.kr.) Heimild: Lánamál Ríkisins

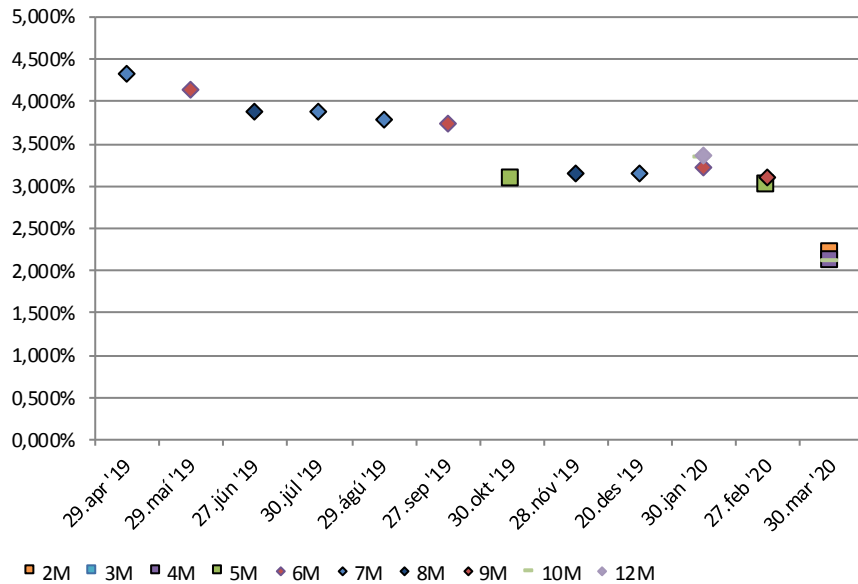


# Útboð ríkisvígla

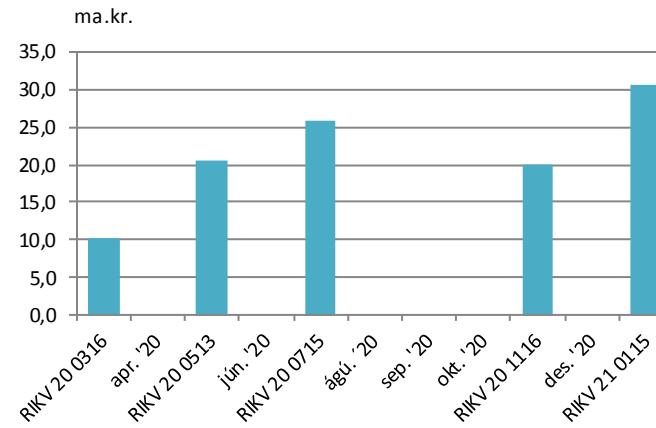
Dags.	Flokkur	Samþykkt	Vextir
30.03.20	RIKV 20 0513	20,5	2,23
30.03.20	RIKV 20 0715	15,3	2,12
30.03.20	RIKV 21 0115	18,0	2,20
27.02.20	RIKV 20 0715	4,1	3,02
27.02.20	RIKV 20 1116	9,1	3,12

Heimild: Lánamál ríkisins

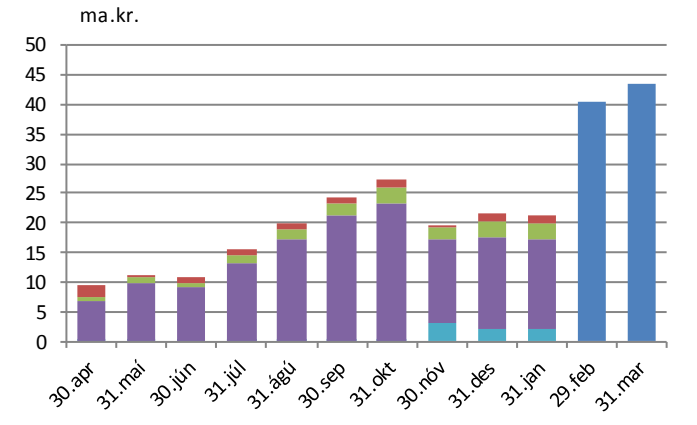
## Niðurstaða útboða



## Útstandandi ríkisvíglar

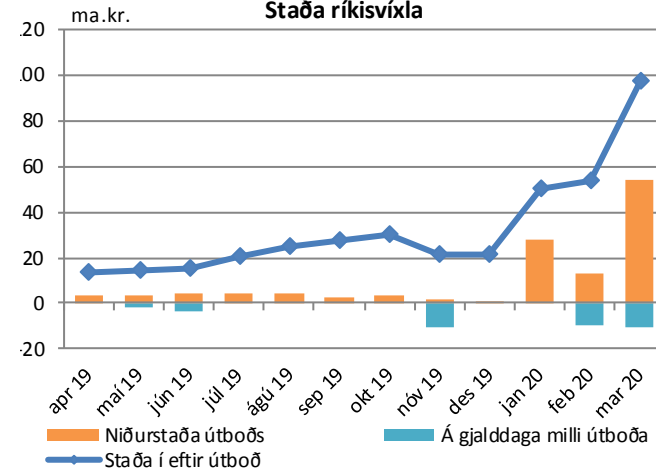


## Eigendaskipting



■ Erl. aðilar
 ■ Bankar
 ■ Ýmis lánaf.
 ■ Verðbr.- og fj.sjóðir
 ■ Aðrir
 ■ Ekki vitað

## Staða ríkisvígla

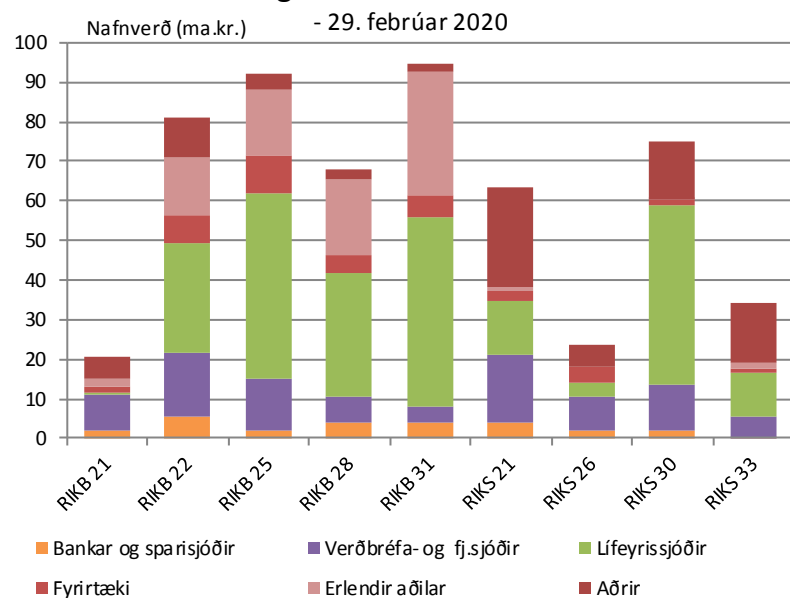


# Eigendaskipti ríkisbréfa

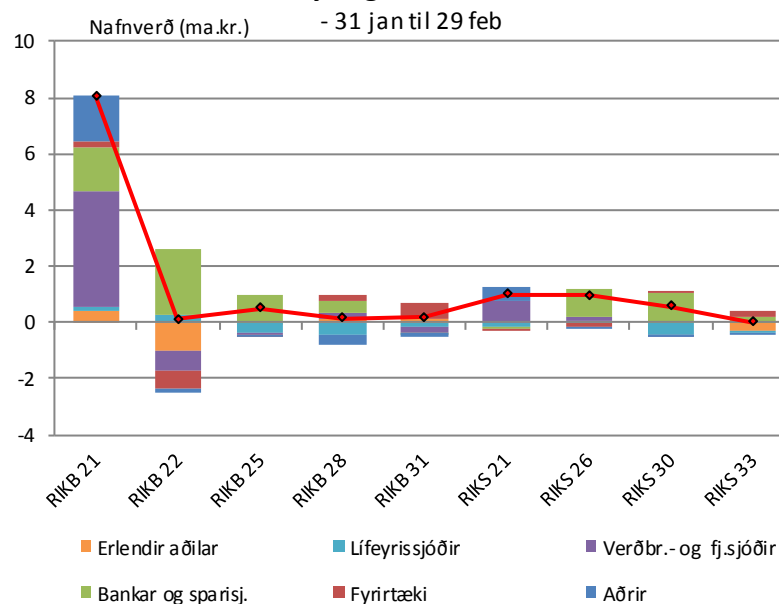
	Eigendaskipting (ma.kr.)								
	RIKB 22	RIKB 25	RIKB 28	RIKB 31	RIKS 21	RIKS 26	RIKS 30	RIKS 33	Alls
Bankar og sparisjóðir	5,3	2,0	3,7	3,8	3,8	2,0	1,9	0,2	22,6
Verðbréfa- og fj.sjóðir	16,4	13,0	6,6	4,2	17,3	8,3	11,6	5,3	82,7
Lífeyrissjóðir	27,3	46,7	31,6	47,8	13,6	3,6	45,5	10,9	226,9
Fyrirtæki	7,4	9,8	4,4	5,8	2,4	4,0	1,6	1,3	36,7
Aðrir	10,2	4,2	2,7	1,9	25,2	5,7	14,2	14,9	79,0
Erlendir aðilar	14,6	16,6	18,9	31,0	0,9	0,0	0,0	1,7	83,7
Nafnverð alls (ma.kr.)	81,3	92,2	68,0	94,5	63,2	23,7	74,7	34,2	531,7

Heimild: Lánamál ríkisins

## Eigendur ríkisverðbréfa



## Breyting milli mánaða

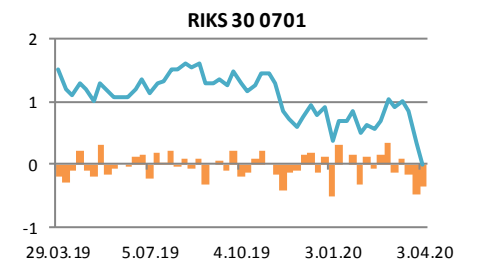
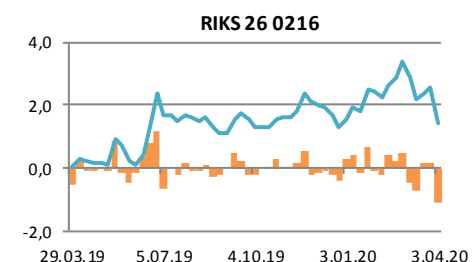
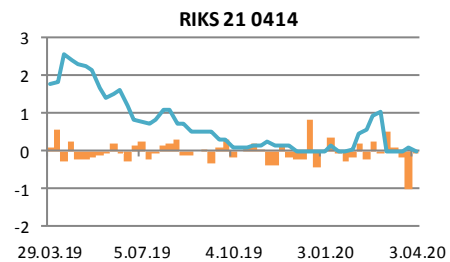
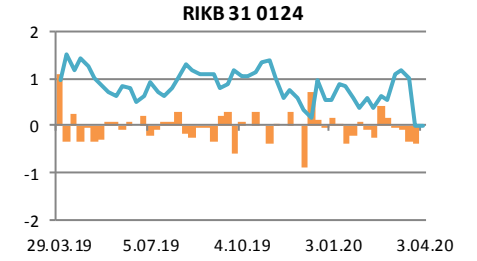
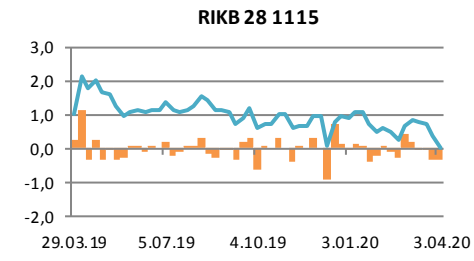
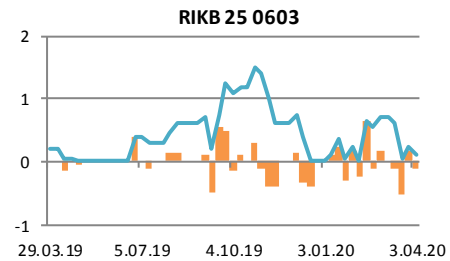
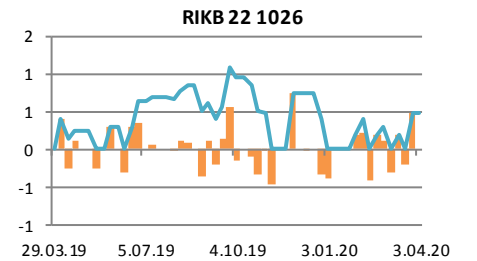
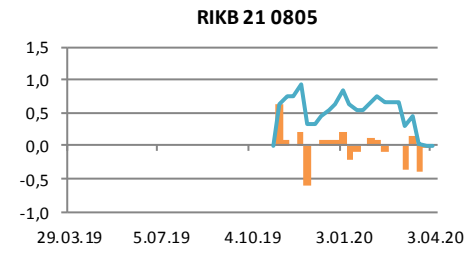
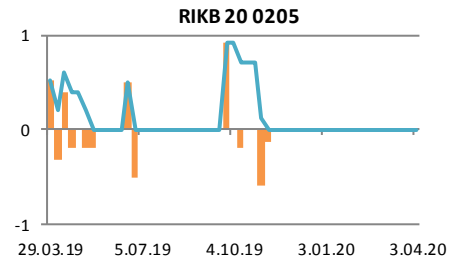
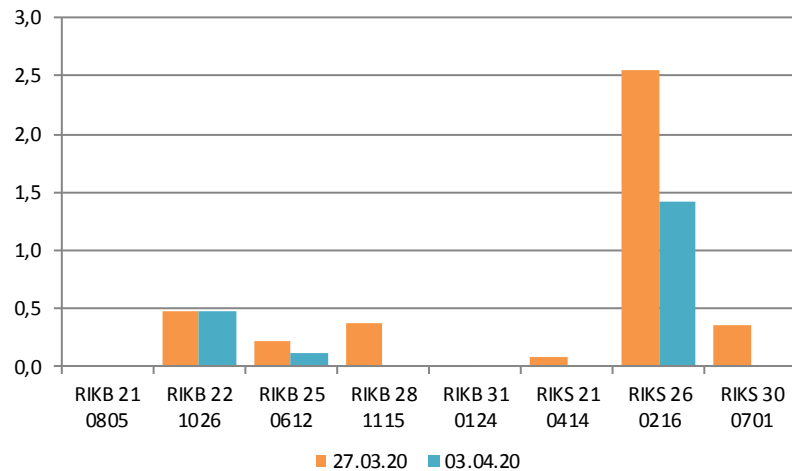


# Verðbréfalán

Flokkur	Nafnverð (m.kr.)	Breyting síðan				
		1V	4V	12V	26V	52V
RIKB 21 0805	0	0	-300	-643	0	0
RIKB 22 1026	470	0	470	470	-480	470
RIKB 25 0612	120	-105	-605	0	-980	-80
RIKB 28 1115	0	-365	-821	-1.040	-600	-1.000
RIKB 31 0124	0	-12	-1.096	-870	-1.050	-950
RIKS 21 0414	0	-85	0	-120	-100	-1.805
RIKS 26 0216	1.415	-1.130	-1.490			
RIKS 30 0701	0	-350	-900	-680	-1.275	-1.500

Heimild: Lánamál Ríkisins

## Breyting milli vikna



Innihald og form skjals þessa er unnið af starfsmönnum Hagfræðideildar Landsbankans hf. (hagfraedideild@landsbankinn.is) og byggist á aðgengilegum opinberum upplýsingum á þeim tíma sem greiningin var unnin. Mat á þeim upplýsingum endurspeglar skoðanir starfsmanna Hagfræðideildar Landsbankans á þeim degi þegar greiningin er dagsett, en þær geta breyst án fyrirvara.

Landsbankinn hf. og starfsfólk hans taka ekki ábyrgð á viðskiptum sem byggð eru á þeim upplýsingum og skoðunum sem hér eru settar fram.

Bent skal á að Landsbankinn hf. getur á hverjum tíma haft beinna eða óbeinna hagsmuna að gæta, ýmist sjálfur, dótturfélög hans eða fyrir hönd viðskiptamanna, s.s. sem fjárfestir, lánardrottinn eða þjónustuaðili. Greiningar eru engu að síður unnar sjálfstætt af Hagfræðideild Landsbankans og innan Landsbankans eru í gildi reglur um aðskilnað starfssviða sem eru aðgengilegar á vef bankans.

