



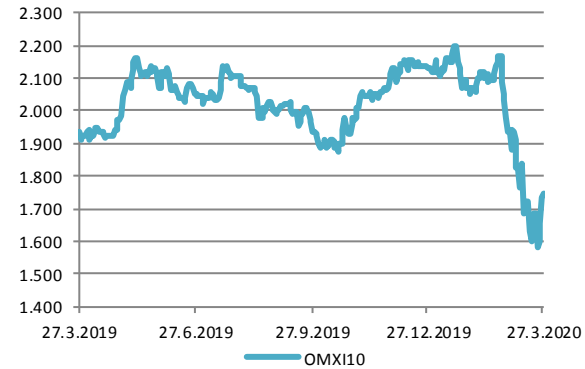
Vikubyrjun
Innlendar markaðsupplýsingar
30. mars 2020

Hlutabréf

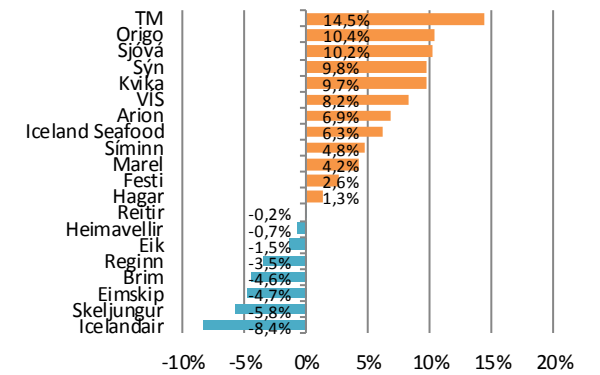
Félag	Verð	Velta (m.kr.)	áramót	Breyting síðan ...			
				1V	1M	3M	12M
OMX10	1744,3	7.847	-17,8%	3,7%	-11,8%	-18,2%	-10,0%
Marel	547,0	1.726	-9,4%	4,2%	-0,7%	-9,9%	3,4%
Icelandair	3,6	255	-52,1%	-8,4%	-40,3%	-52,0%	-55,7%
Eimskip	141,0	43,8	-25,6%	-4,7%	-6,0%	-25,0%	-18,9%
Brim	37,8	104,1	-3,5%	-4,6%	1,8%	-1,4%	26,3%
Iceland Seafood	7,7	7	-23,0%	6,3%	-21,5%	-23,0%	-14,7%
Hagar	47,1	430	7,5%	1,3%	-0,9%	5,0%	7,0%
Festi	118,0	326	-8,9%	2,6%	-9,2%	-8,9%	3,1%
Skeljungur	7,3	159	-9,3%	-5,8%	-17,3%	-7,3%	3,3%
Sýn	28,0	247	-20,0%	9,8%	-19,5%	-19,5%	-8,8%
Síminn	5,2	394	-1,1%	4,8%	-2,6%	-0,6%	35,4%
Origo	23,9	282	-7,9%	10,4%	-1,6%	-7,3%	12,2%
Arion	57,5	1.607	-33,4%	6,9%	-28,1%	-33,1%	-23,3%
Kvika	7,9	470	-25,3%	9,7%	-18,3%	-24,4%	-21,4%
Sjóvá	16,2	201	-13,4%	10,2%	-14,3%	-12,9%	-0,6%
VÍS	9,2	385	-15,1%	8,2%	-14,7%	-15,8%	-19,0%
TM	30,0	342	-15,4%	14,5%	-2,6%	-15,7%	1,7%
Reginn	18,0	495	-17,4%	-3,5%	-7,1%	-19,0%	-10,5%
Reitir	53,8	87	-24,1%	-0,2%	-21,8%	-24,2%	-24,3%
Eik	6,7	287	-18,6%	-1,5%	-16,3%	-18,5%	-17,9%
Heimavellir	1,5	118,9	28,3%	-0,7%	4,3%	28,3%	15,1%

Leiðrétt fyrir arðgreiðslum. Heimild: Kodiak, útreikningar Hagfræðideildar

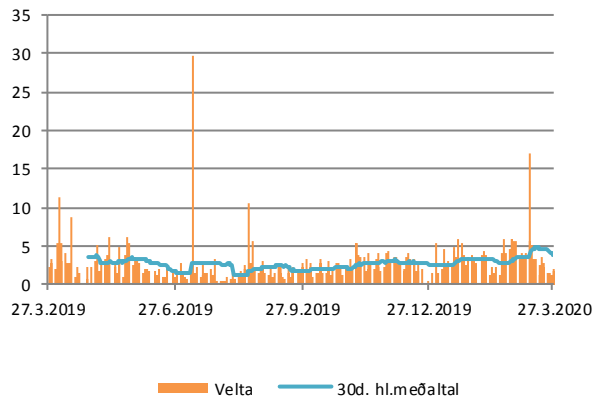
Úrvalsvísitalan



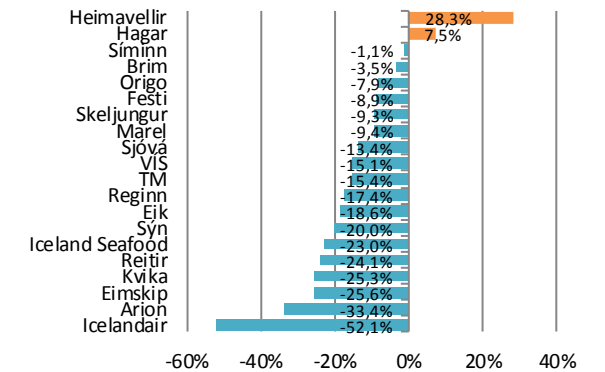
Breyting í vikunni



Velta



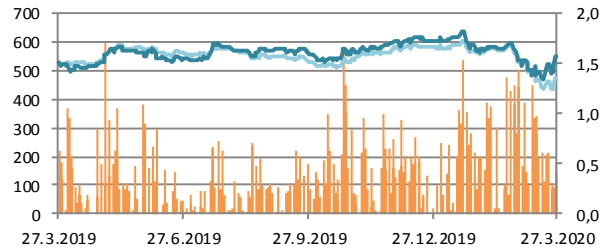
Frá áramótum



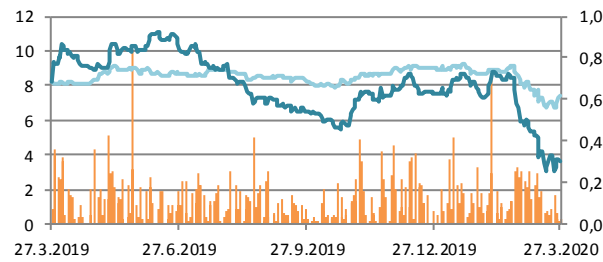
Hlutabréf

— Velta (h.ás, ma.kr./dag)
— Verð
— OMXIB

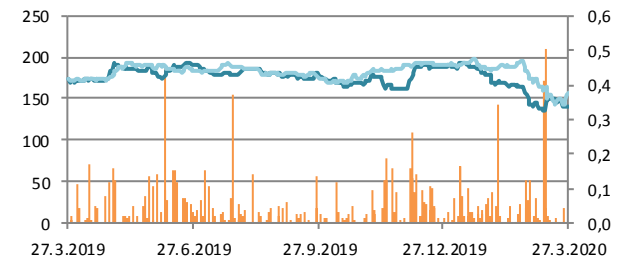
Marel



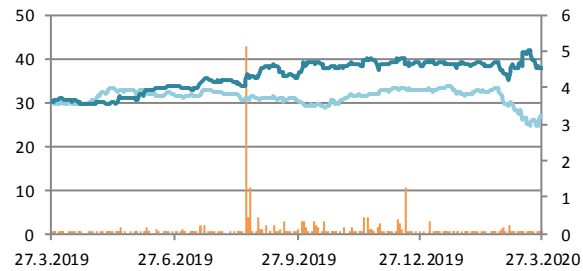
Icelandair



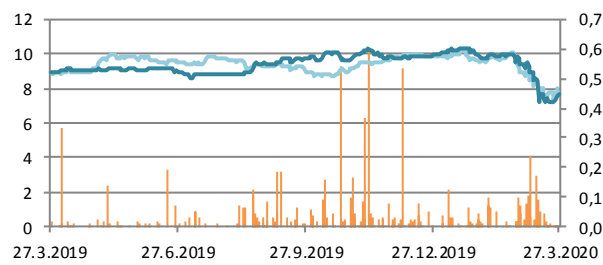
Eimskip



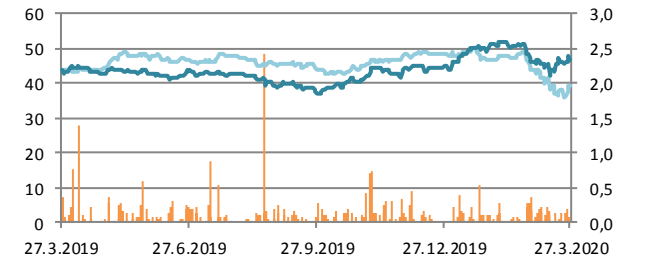
Brim



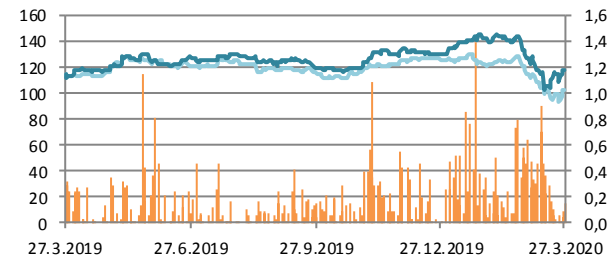
Iceland Seafood



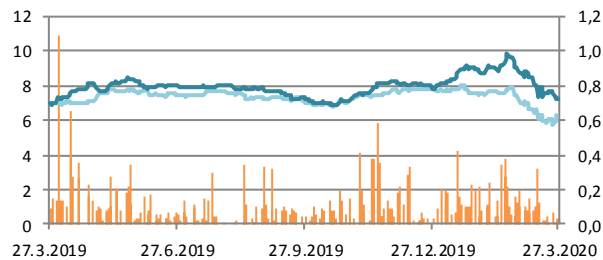
Hagar



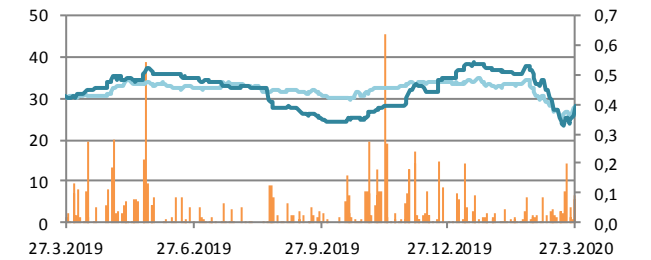
Festi



Skeljungur



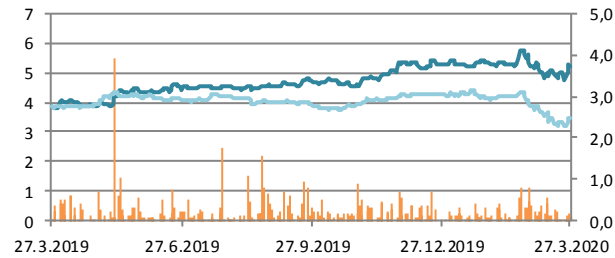
Sýn



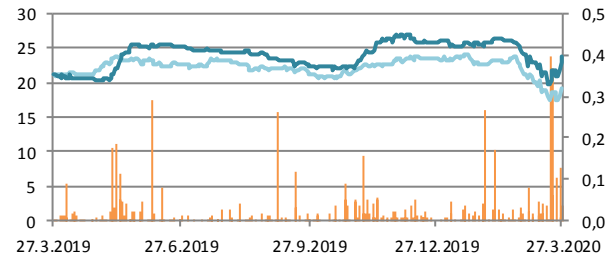
Hlutabréf

— Velta (h.ás, ma.kr./dag)
— Verð
— OMXIB

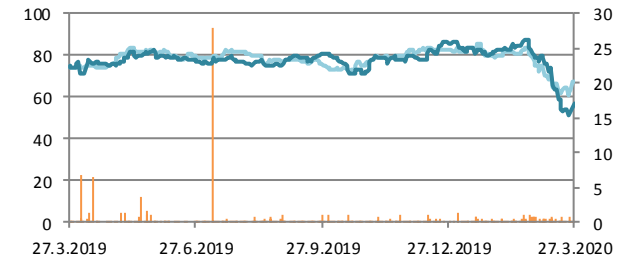
Síminn



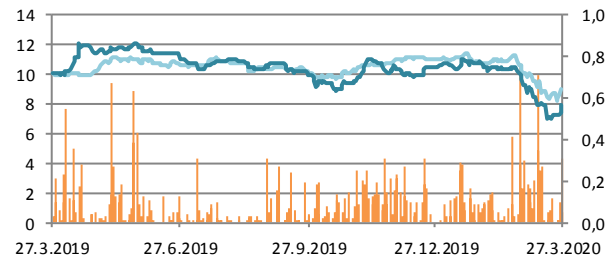
Origo



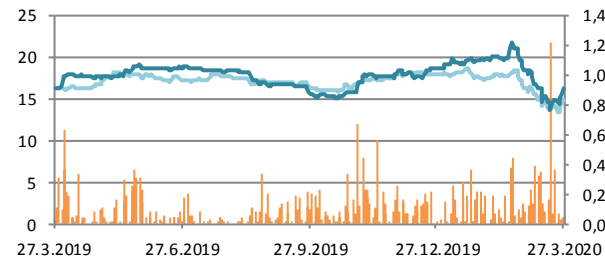
Arion



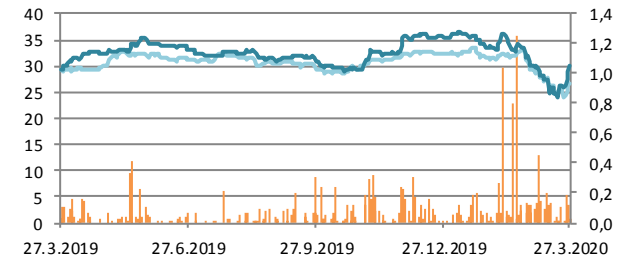
Kvika



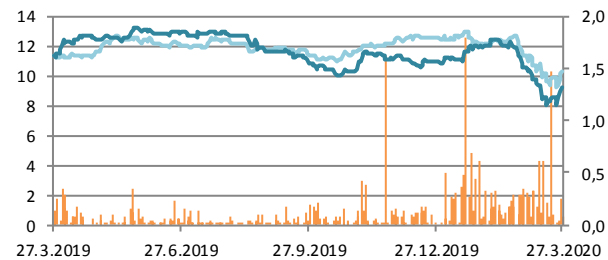
Sjóvá



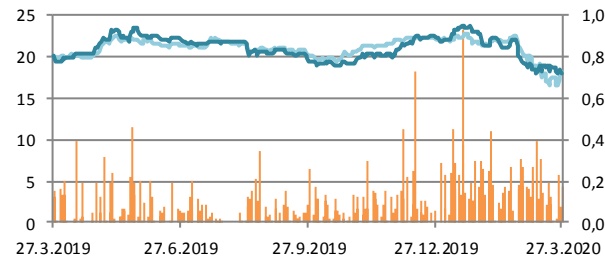
TM



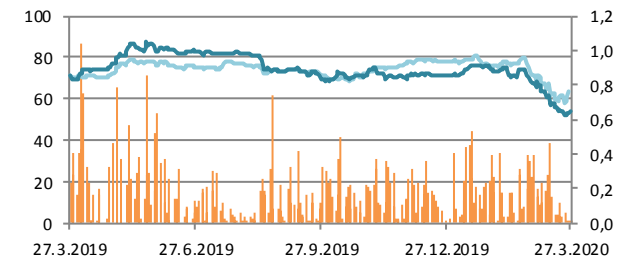
VÍS



Reginn



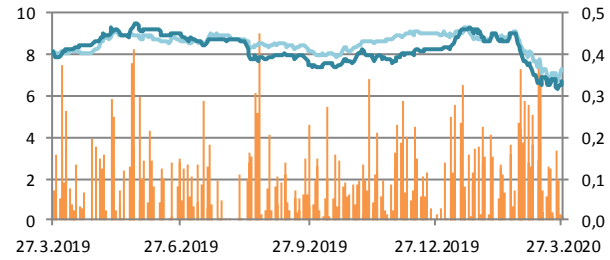
Reitir



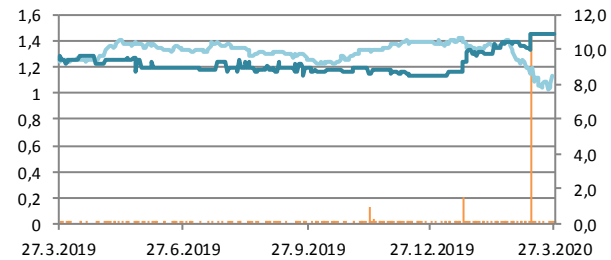
Hlutabréf

- Velta (h.ás, ma.kr./dag)
- Verð
- OMXIB

Eik

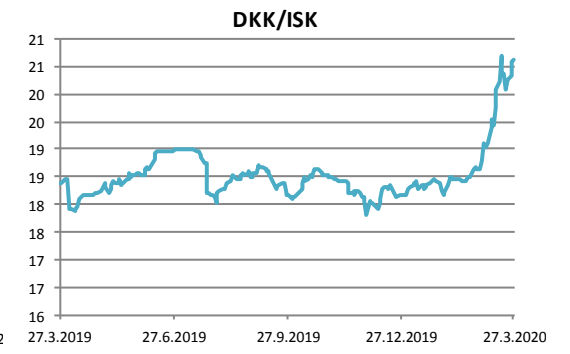
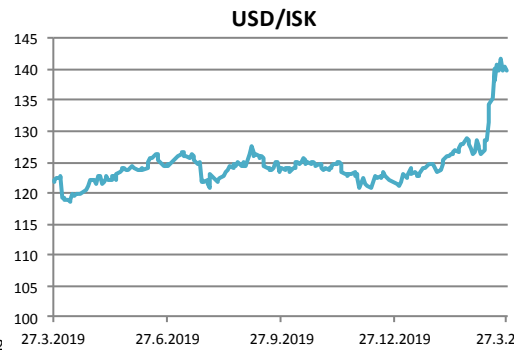
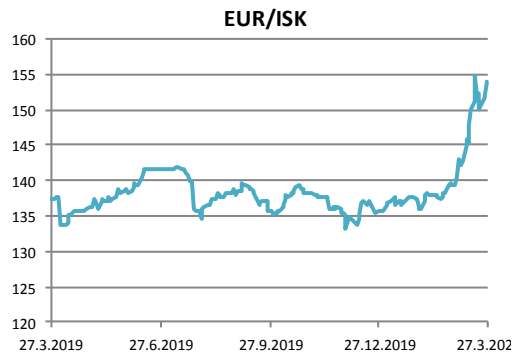


Heimavellir

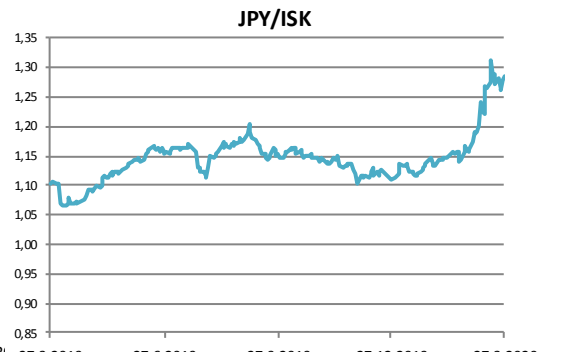
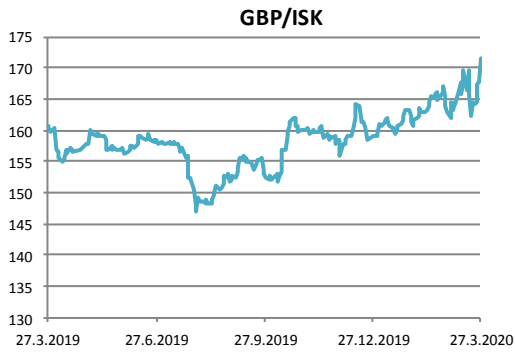
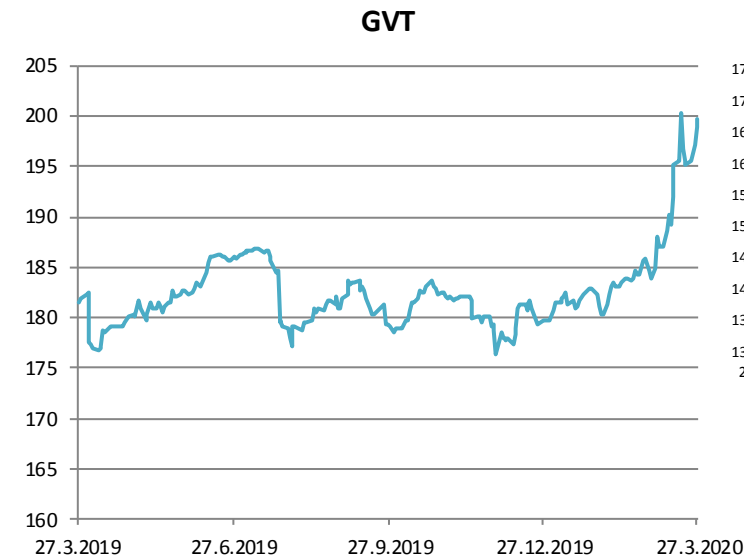


Gjaldeyrismarkaðurinn

Gengi ISK	27.mar	Breyting síðan ...				
		áramót	1V	1M	3M	12M
GVT	199,6	11,1%	2,3%	8,1%	11,1%	9,9%
EUR	154,0	13,4%	2,7%	10,6%	13,5%	12,2%
USD	139,8	15,5%	0,1%	9,8%	14,9%	14,9%
GBP	171,5	7,6%	4,1%	4,6%	7,8%	6,8%
SEK	14,0	7,9%	3,3%	6,3%	8,0%	6,5%
DKK	20,6	13,5%	2,8%	10,7%	13,7%	12,2%
NOK	13,3	-3,3%	3,5%	-1,9%	-3,0%	-6,2%
JPY	1,29	15,3%	1,2%	11,3%	15,7%	16,6%



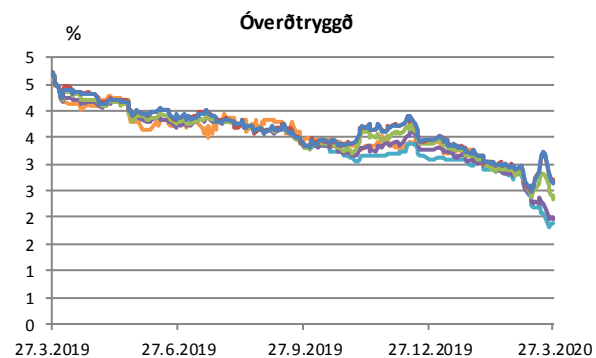
Miðgengi Seðlabanka Íslands. Heimild: Kodiak



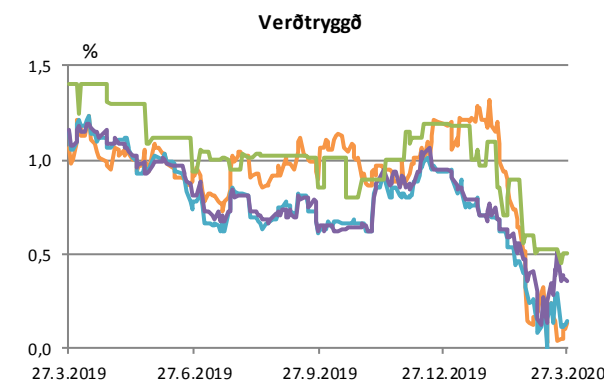
Ríkisbréf

	verð	krafa	velta (ma.kr./viku)	árm.	Breyting síðan ...			
					1V	1M	3M	12M
RIKB 21 0805	102,12	1,89	2,0	-1,18	-0,10	-0,95	-1,18	
RIKB 22 1026	113,08	1,98	3,4	-1,29	-0,22	-0,87	-1,29	-2,75
RIKB 25 0612	127,39	2,34	6,7	-1,02	-0,44	-0,56	-1,02	-2,35
RIKB 28 1115	117,70	2,67	7,7	-0,77	-0,47	-0,30	-0,77	-2,03
RIKB 31 0124	135,98	2,63	4,7	-0,81	-0,55	-0,34	-0,81	-2,05
RIKS 21 0414	103,80	0,13	2,6	-1,05	0,10	-0,01	-1,06	-0,93
RIKS 26 0216	107,90	0,15	2,1	-0,78	-0,15	-0,14	-0,78	-1,00
RIKS 30 0701	129,05	0,36	3,2	-0,59	-0,15	0,00	-0,59	-0,80
RIKS 33 0321	131,32	0,50	0,1	-0,69	-0,02	-0,10	-0,69	-0,90

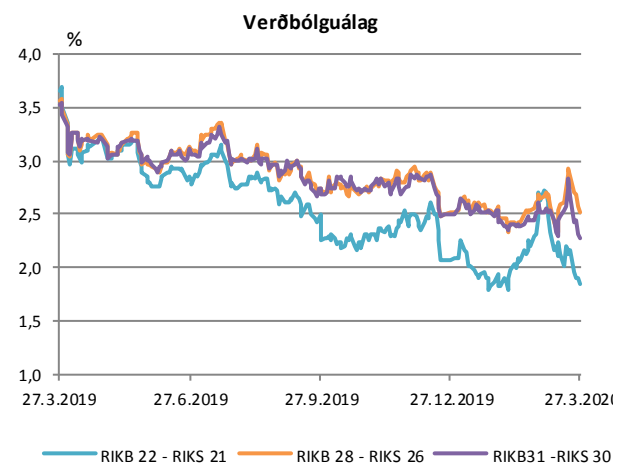
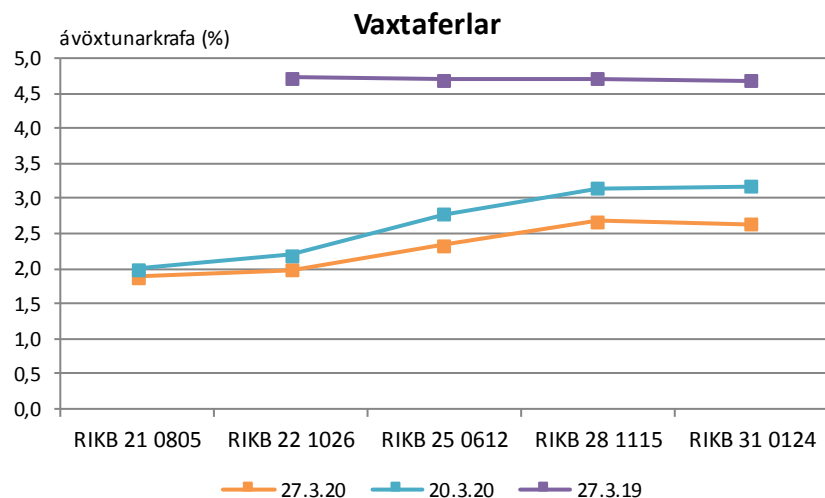
Heimild: Kodiak



RIKB 20 0205 RIKB 21 0805 RIKB 22 1026
RIKB 25 0612 RIKB 28 1115 RIKB 31 0124



RIKS 21 0414 RIKS 26 0216
RIKS 30 0701 RIKS 33 0321

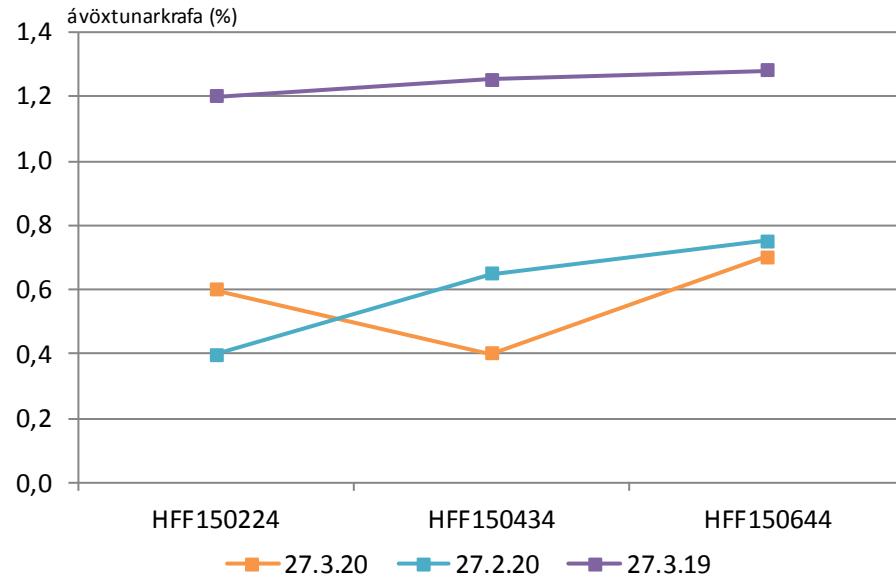


Íbúðabréf

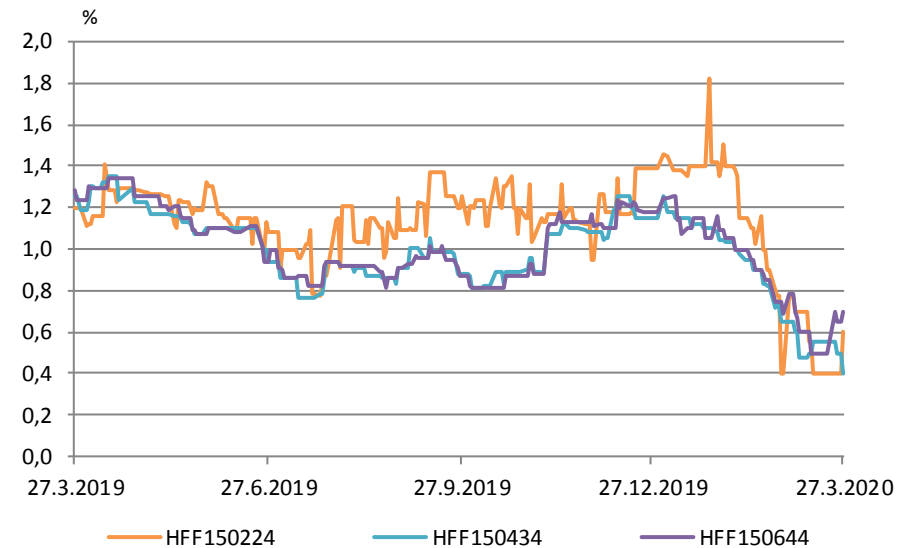
	verð	krafa	velta (ma.kr./viku)	árm.	Breyting síðan ...			
					1V	1M	3M	12M
HFF150224	106,79	0,60	0,0	-0,79	0,20	0,20	-0,79	-0,60
HFF150434	125,23	0,40	0,6	-0,75	-0,15	-0,25	-0,75	-0,85
HFF150644	140,27	0,70	0,9	-0,48	0,20	-0,05	-0,48	-0,58

Heimild: Kodiak

Vaxtaferlar



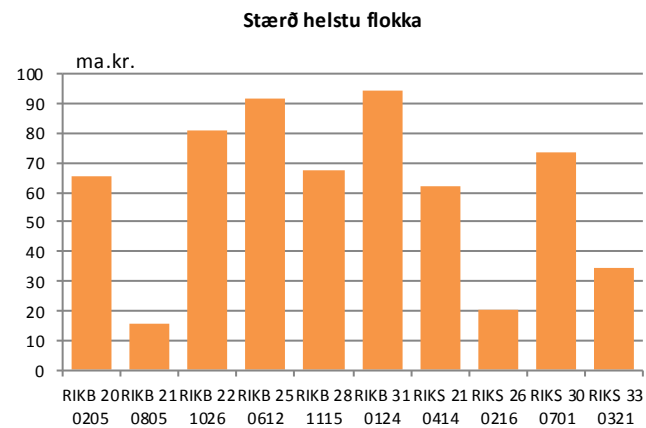
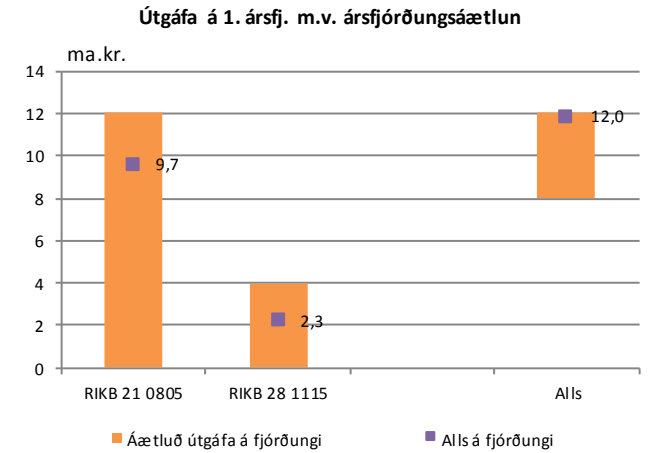
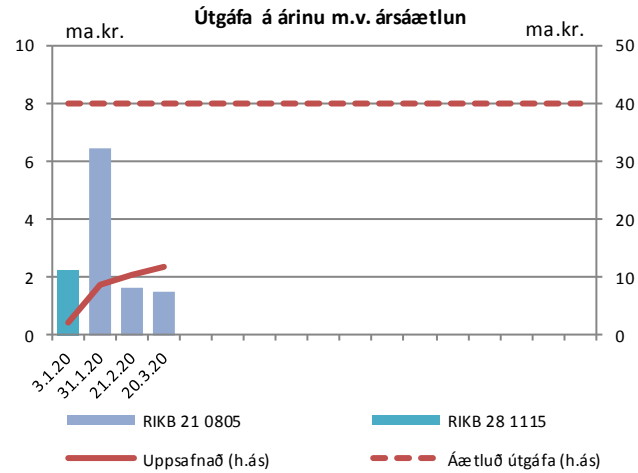
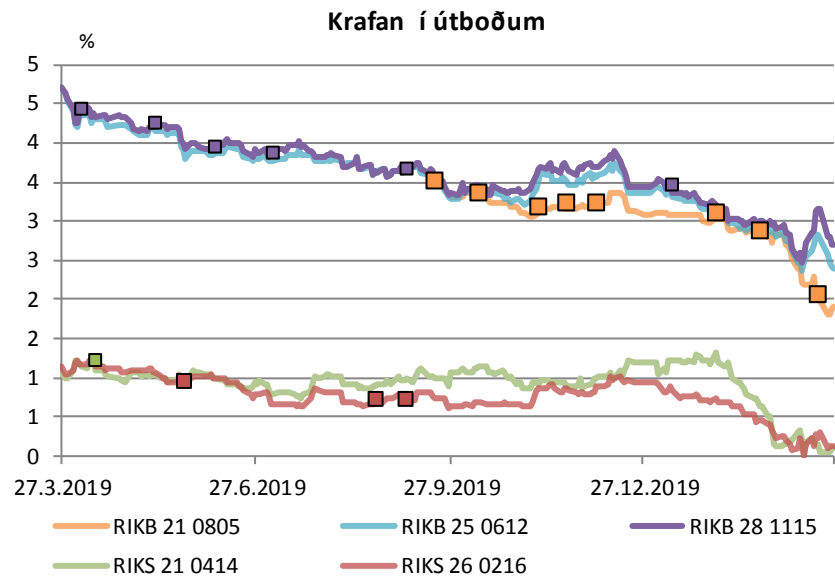
Þróun á kröfu



Útboð ríkisbréfa

Seinustu útboð		Tilboð	Samþykkt	Verð	Krafa
Dags	Flokkur				
20.3.20	RIKB 21 0805	7,9	1,5	101,94	2040,000
21.2.20	RIKB 21 0805	9,2	1,6	100,89	2,850
31.1.20	RIKB 21 0805	25,3	6,0	100,61	3,070
10.1.20	RIKB 28 1115	9,2	1,9	111,61	3,450
6.12.19	RIKB 21 0805	2,1	2,0	100,43	3,220
8.11.19	RIKB 21 0805	4,8	2,5	100,56	3,160

Að nafnvirði (ma.kr.) Heimild: Lánamál Ríkisins

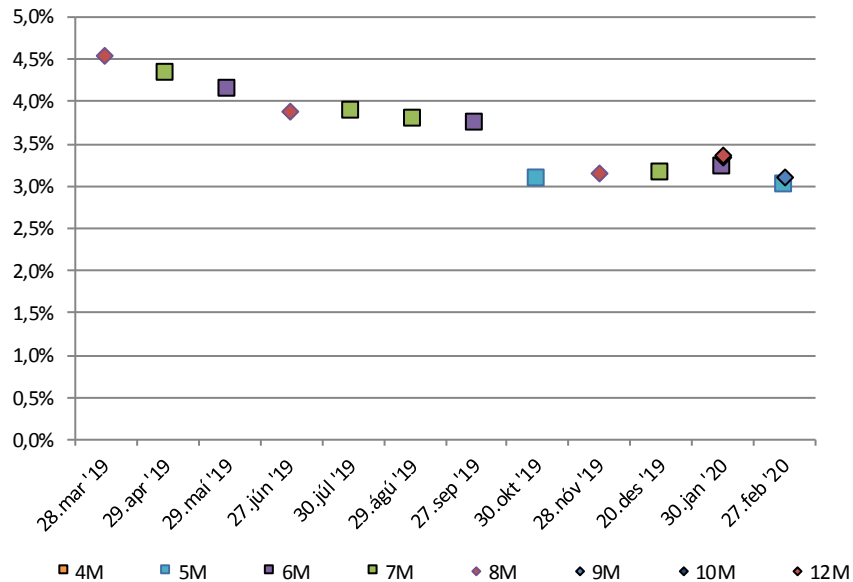


Útboð ríkisvixla

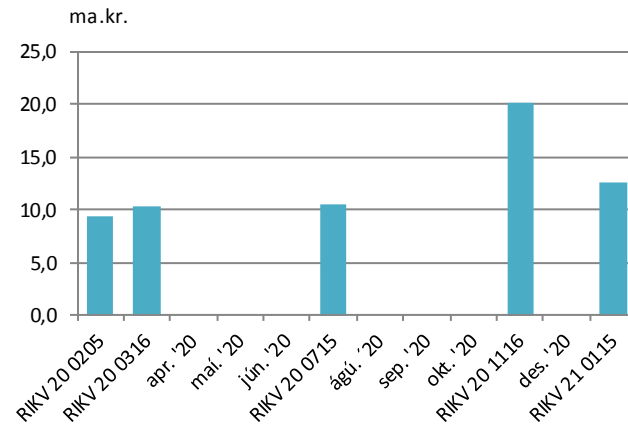
Dags.	Flokkur	Samþykkt	Vextir
27.02.20	RIKV 20 0715	4,1	3,02
27.02.20	RIKV 20 1116	9,1	3,12
31.01.20	RIKV 21 0115	12,6	3,38
31.01.20	RIKV 20 1116	11,1	3,34
31.01.20	RIKV 20 0715	4,5	3,24
20.12.19	RIKV 20 0715	0,5	3,15

Heimild: Lánamál ríkisins

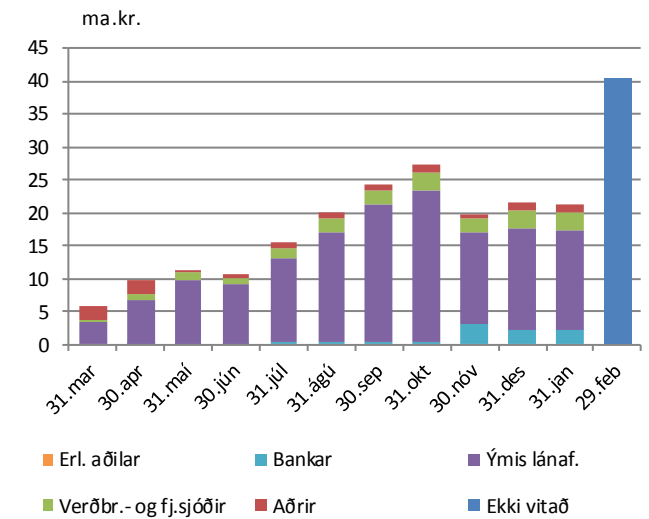
Niðurstaða útboða



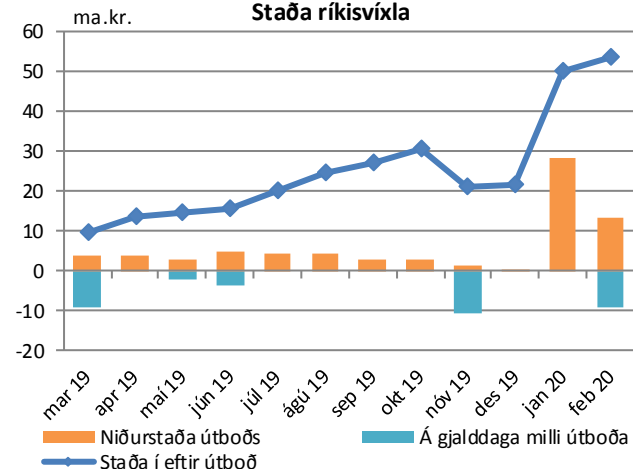
Útstandandi ríkisvixlar



Eigendaskipting



Staða ríkisvixla

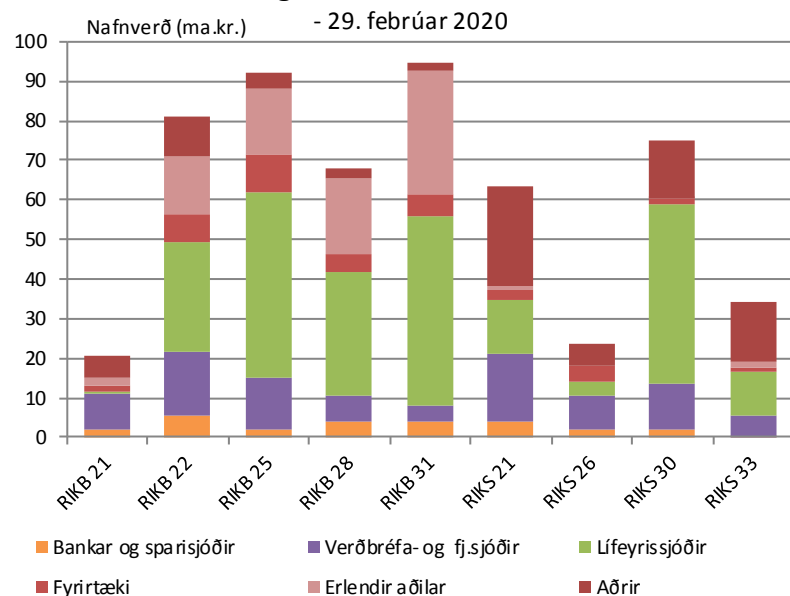


Eigendaskipti ríkisbréfa

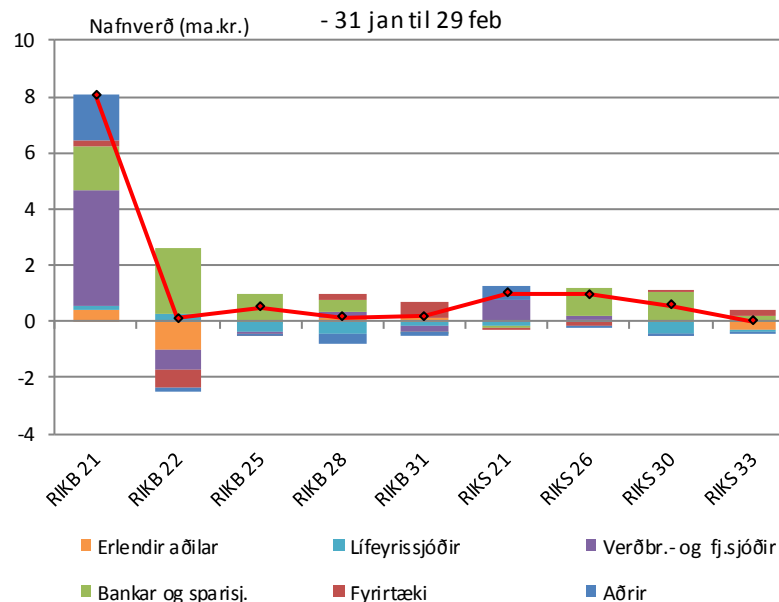
	Eigendaskipting (ma.kr.)								
	RIKB 22	RIKB 25	RIKB 28	RIKB 31	RIKS 21	RIKS 26	RIKS 30	RIKS 33	Alls
Bankar og sparisjóðir	5,3	2,0	3,7	3,8	3,8	2,0	1,9	0,2	22,6
Verðbréfa- og fj.sjóðir	16,4	13,0	6,6	4,2	17,3	8,3	11,6	5,3	82,7
Lífeyrissjóðir	27,3	46,7	31,6	47,8	13,6	3,6	45,5	10,9	226,9
Fyrirtæki	7,4	9,8	4,4	5,8	2,4	4,0	1,6	1,3	36,7
Aðrir	10,2	4,2	2,7	1,9	25,2	5,7	14,2	14,9	79,0
Erlendir aðilar	14,6	16,6	18,9	31,0	0,9	0,0	0,0	1,7	83,7
Nafnverð alls (ma.kr.)	81,3	92,2	68,0	94,5	63,2	23,7	74,7	34,2	531,7

Heimild: Lánamál ríkisins

Eigendur ríkisverðbréfa



Breyting milli mánaða

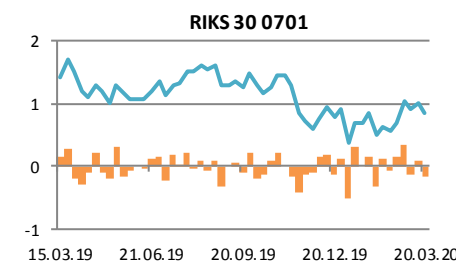
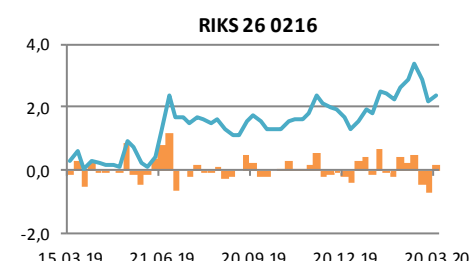
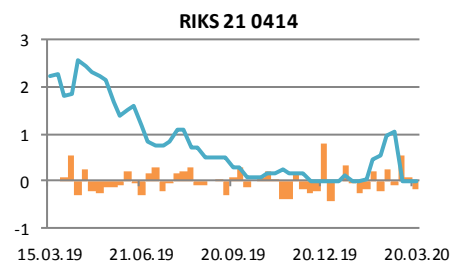
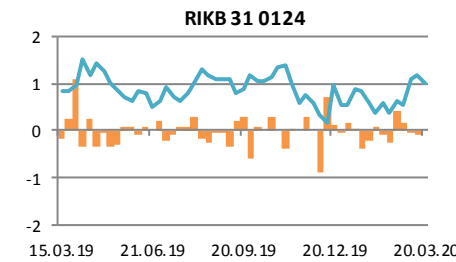
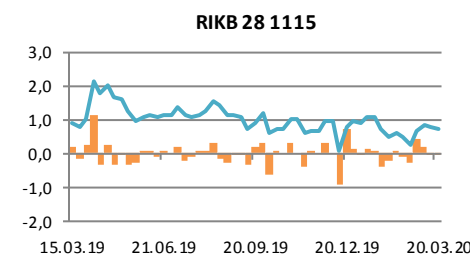
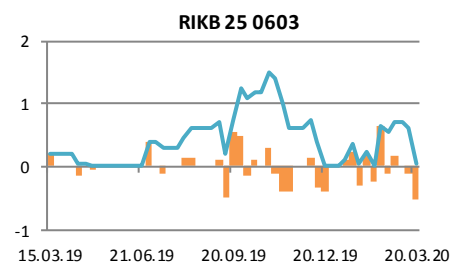
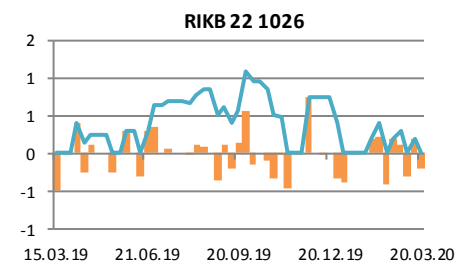
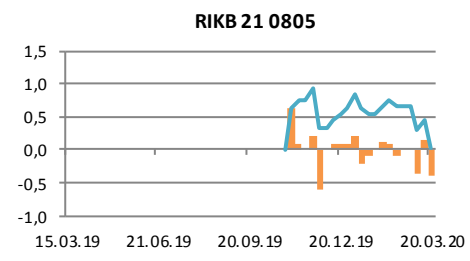
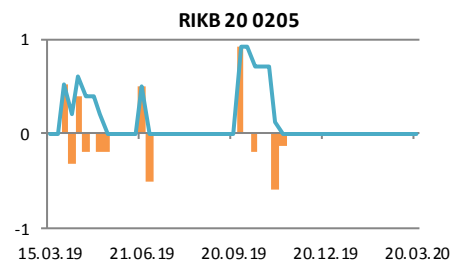
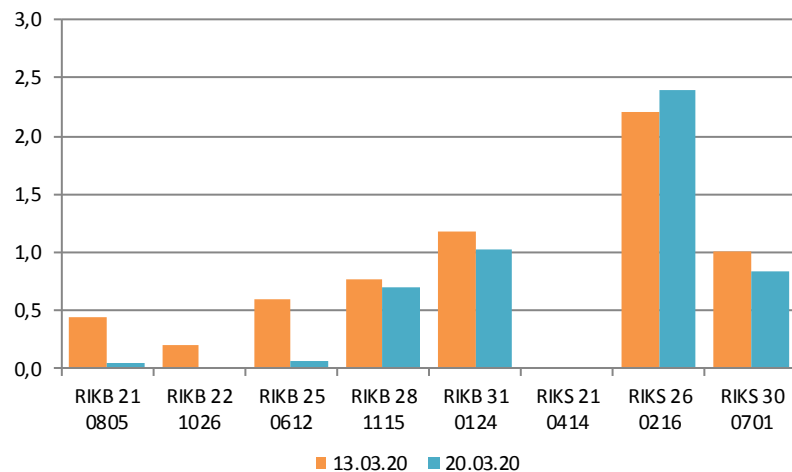


Verðbréfalán

Flokkur	Nafnverð (m.kr.)	Breyting síðan				
		1V	4V	12V	26V	52V
RIKB 21 0805	40	-400	-610	-603	40	40
RIKB 22 1026	0	-200	-200	-400	-550	0
RIKB 25 0612	60	-540	-490	60	-690	-140
RIKB 28 1115	700	-66	460	-230	-200	-200
RIKB 31 0124	1.020	-160	380	490	120	170
RIKS 21 0414	0	0	-950	0	-300	-2.238
RIKS 26 0216	2.395	190	-505			
RIKS 30 0701	830	-170	130	-70	-420	-575

Heimild: Lánamál Ríkisins

Breyting milli vikna



Innihald og form skjals þessa er unnið af starfsmönnum Hagfræðideildar Landsbankans hf. (hagfraedideild@landsbankinn.is) og byggist á aðgengilegum opinberum upplýsingum á þeim tíma sem greiningin var unnin. Mat á þeim upplýsingum endurspeglar skoðanir starfsmanna Hagfræðideildar Landsbankans á þeim degi þegar greiningin er dagsett, en þær geta breyst án fyrirvara.

Landsbankinn hf. og starfsfólk hans taka ekki ábyrgð á viðskiptum sem byggð eru á þeim upplýsingum og skoðunum sem hér eru settar fram.

Bent skal á að Landsbankinn hf. getur á hverjum tíma haft beinna eða óbeinna hagsmuna að gæta, ýmist sjálfur, dótturfélög hans eða fyrir hönd viðskiptamanna, s.s. sem fjárfestir, lánardrottinn eða þjónustuaðili. Greiningar eru engu að síður unnar sjálfstætt af Hagfræðideild Landsbankans og innan Landsbankans eru í gildi reglur um aðskilnað starfssviða sem eru aðgengilegar á vef bankans.

