



---

**Vikubyrjun**  
**Innlendar markaðsupplýsingar**  
**2. mars 2020**

---

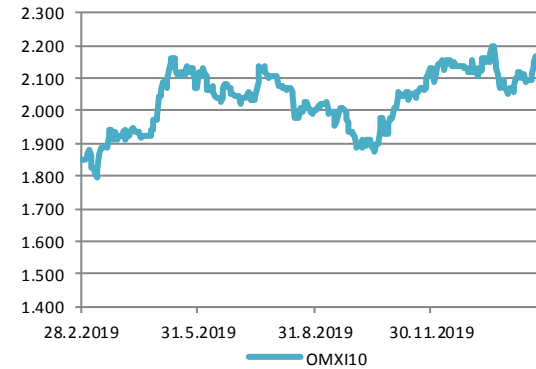
---

# Hlutabréf

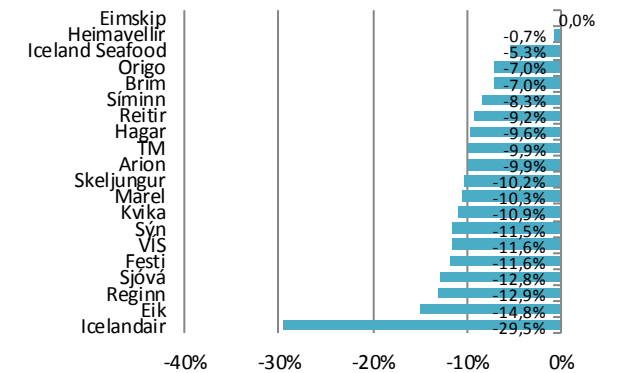
Félag	Verð	Velta (m.kr.)	Breyting síðan ...				
			áramót	1V	1M	3M	12M
OMXI10	1932,9	27.332	-8,9%	-10,9%	-6,6%	-8,5%	4,3%
Marel	546,0	5.862	-11,1%	-10,3%	-5,9%	-11,2%	12,5%
Icelandair	6,0	1.204	-20,9%	-29,5%	-23,6%	-25,5%	-26,7%
Eimskip	178,5	387,4	-1,9%	0,0%	-1,9%	1,1%	-9,2%
Brim	36,3	431,8	-7,2%	-7,0%	-7,2%	-5,7%	25,3%
Iceland Seafoo	9,4	248	-5,3%	-5,3%	-5,9%	-4,1%	13,9%
Hagar	46,5	1.314	6,1%	-9,6%	-7,8%	5,3%	8,1%
Festi	127,3	2.536	-1,7%	-11,6%	-10,5%	-4,0%	16,7%
Skeljungur	9,0	630	8,5%	-10,2%	-3,5%	5,3%	24,0%
Sýn	33,4	91	-4,6%	-11,5%	-8,7%	7,7%	-7,2%
Síminn	5,3	2.268	-1,1%	-8,3%	-2,4%	-0,7%	37,0%
Origo	24,5	72	-7,4%	-7,0%	-5,8%	-10,6%	17,8%
Arion	78,5	4.494	-9,0%	-9,9%	-3,4%	-1,6%	13,3%
Kvika	9,3	1.544	-12,2%	-10,9%	-14,4%	-11,1%	0,1%
Sjóvá	18,4	474	-1,9%	-12,8%	-7,3%	2,5%	18,0%
VÍS	10,5	1.272	-2,8%	-11,6%	-11,9%	-6,2%	1,6%
TM	30,2	517	-14,9%	-9,9%	-10,3%	-14,8%	7,9%
Reginn	19,5	1.086	-12,0%	-12,9%	-15,2%	-4,4%	-12,4%
Reitir	69,4	1.612	-4,8%	-9,2%	-11,0%	-3,2%	-6,5%
Eik	7,7	1.289	-6,4%	-14,8%	-15,2%	0,9%	-10,3%
Heimavellir	1,4	60,3	23,0%	-0,7%	6,1%	20,9%	13,0%

Leiðrétt fyrir arðgreiðslum. Heimild: Kodiak, útreikningar Hagfræðideildar

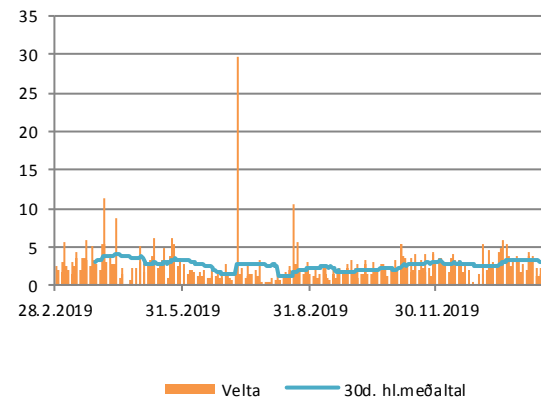
## Úrvalsvísitalan



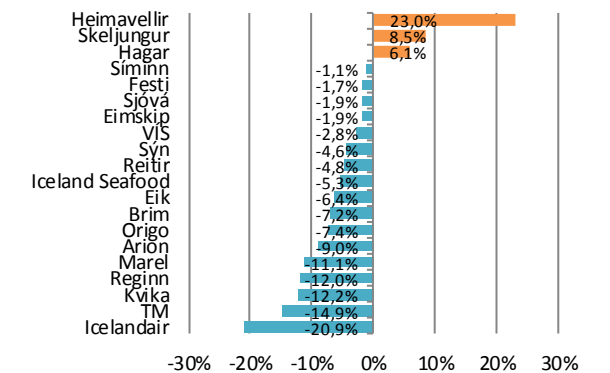
## Breyting í vikunni



## Velta



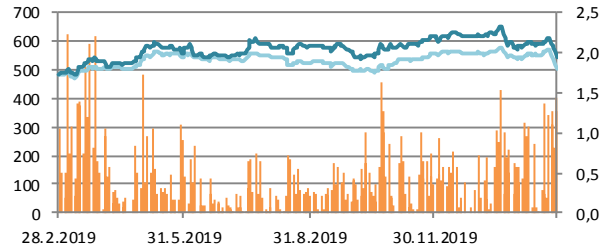
## Frá áramótum



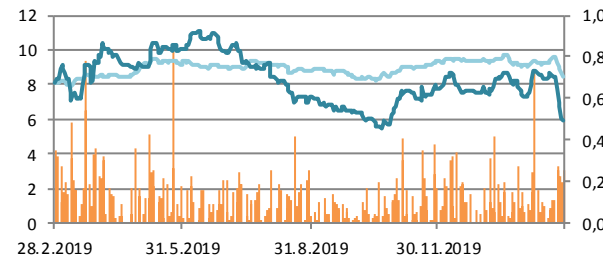
# Hlutabréf

— Velta (h.ás, ma.kr./dag)  
— Verð  
— OMXIB

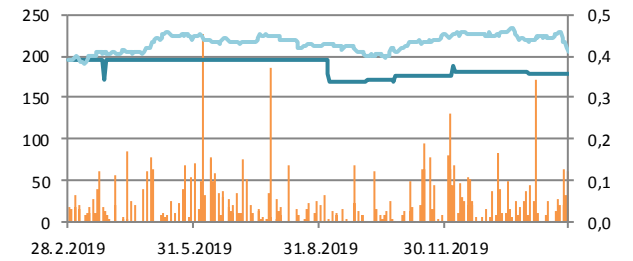
### Marel



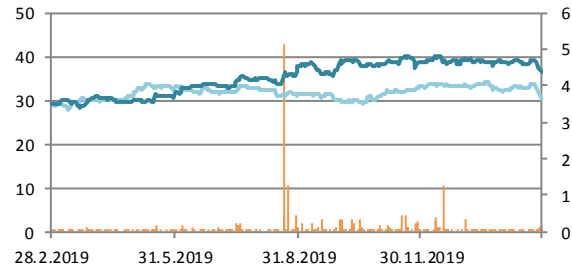
### Icelandair



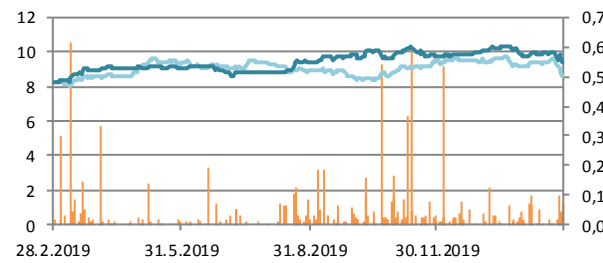
### Eimskip



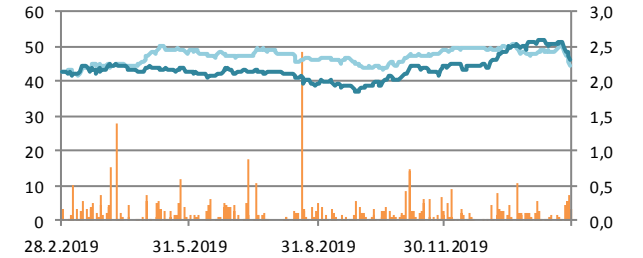
### Brim



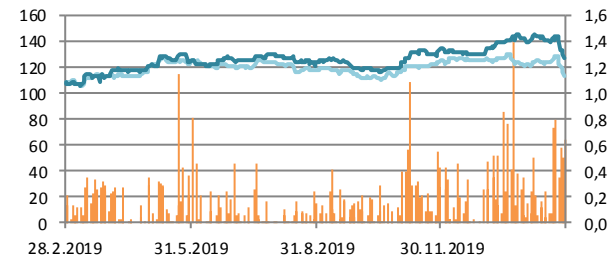
### Iceland Seafood



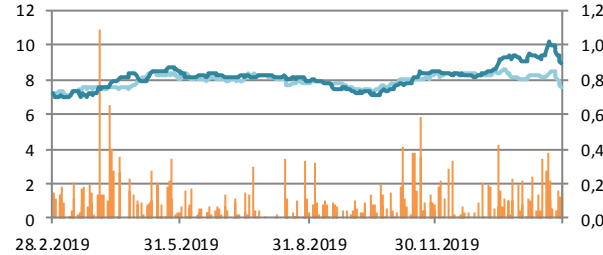
### Hagar



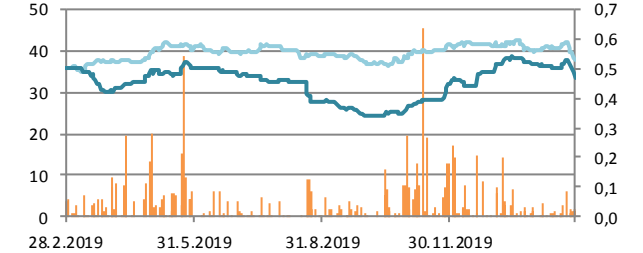
### Festi



### Skeljungur



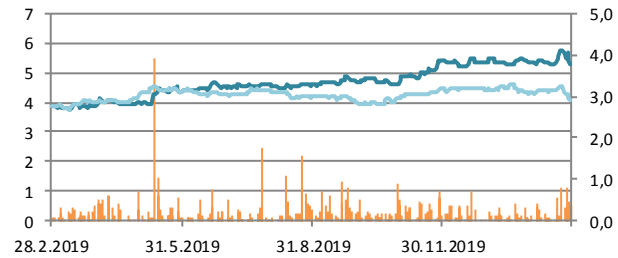
### Sýn



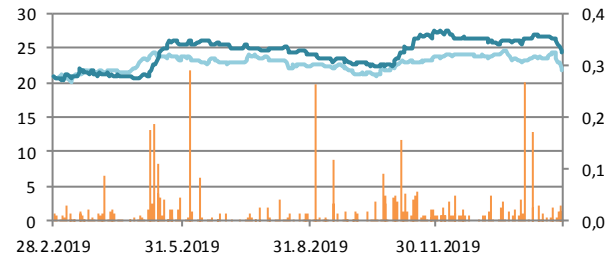
# Hlutabréf

— Velta (h.ás, ma.kr./dag)  
— Verð  
— OMXIB

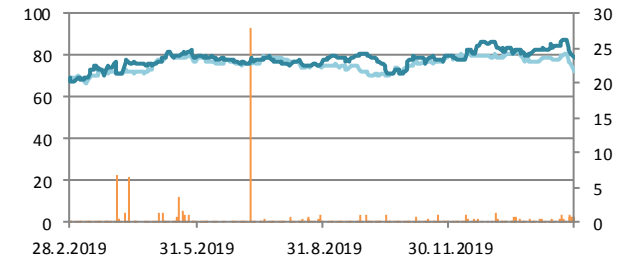
### Síminn



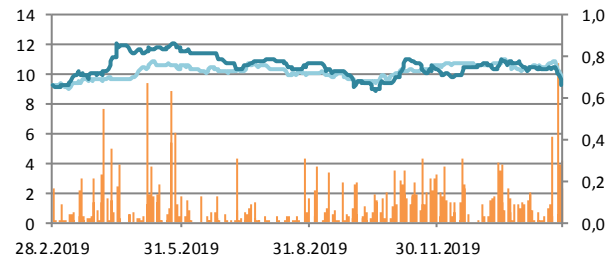
### Origo



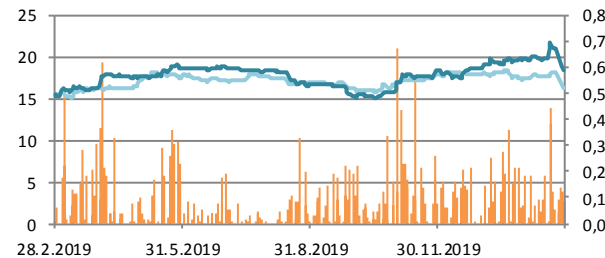
### Arion



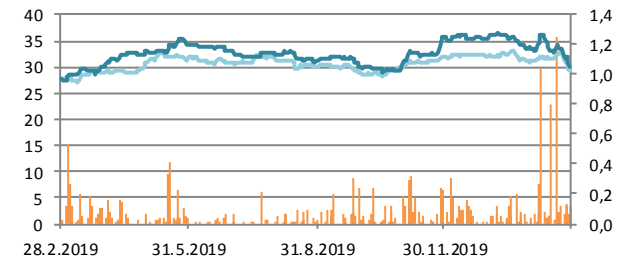
### Kvika



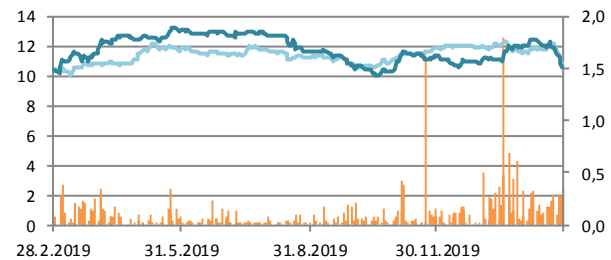
### Sjóvá



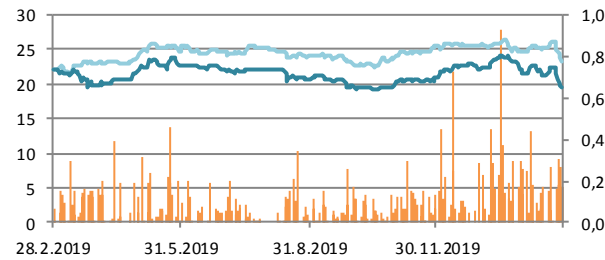
### TM



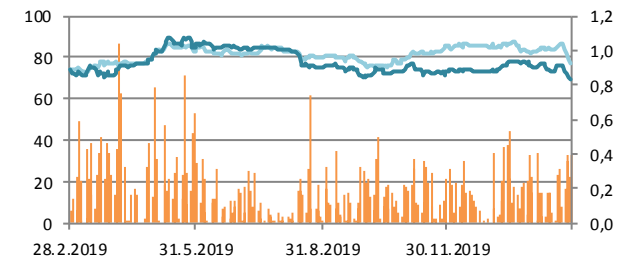
### VÍS



### Reginn



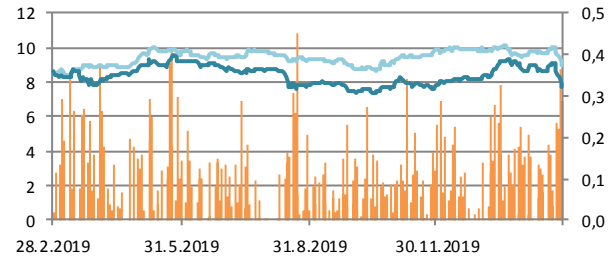
### Reitir



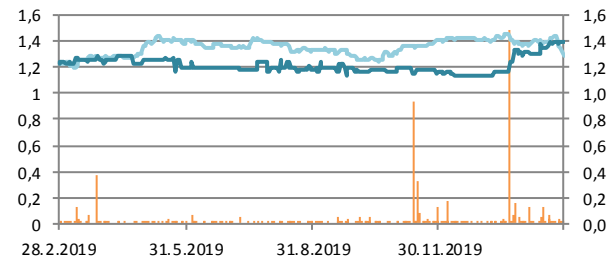
# Hlutabréf

- Velta (h.ás, ma.kr./dag)
- Verð
- OMXIB

## Eik



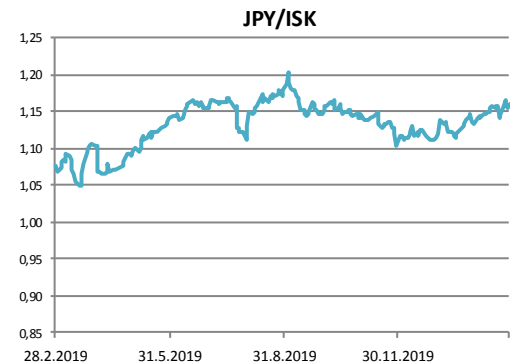
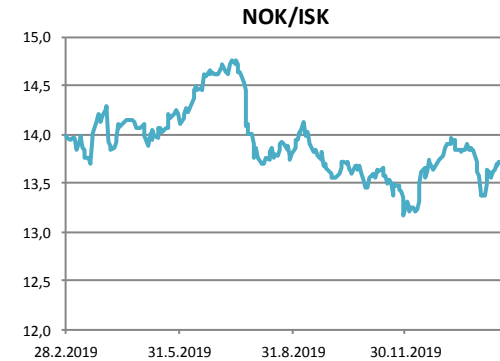
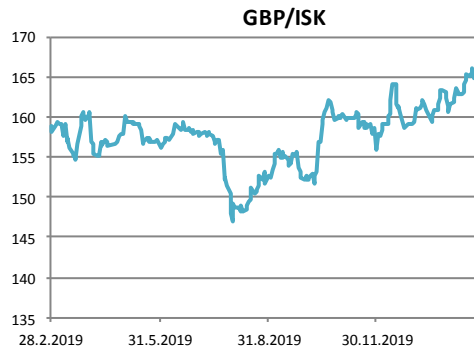
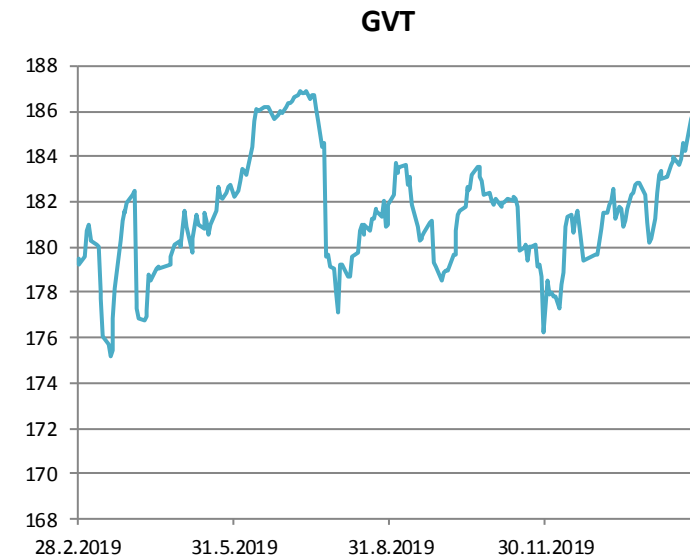
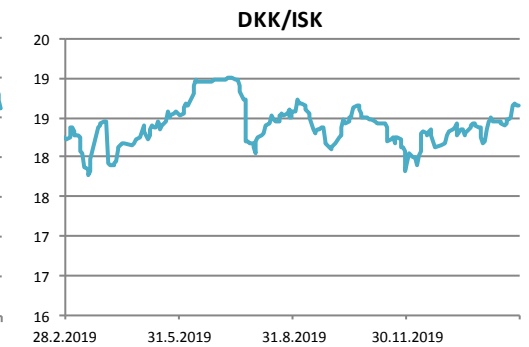
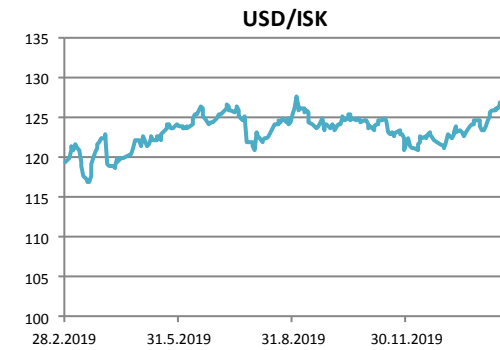
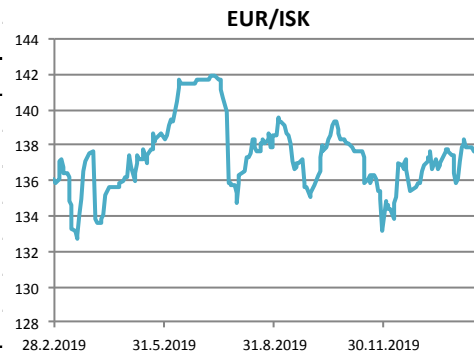
## Heimavellir



# Gjaldeyrismarkaðurinn

Gengi ISK	28.feb	Breyting síðan ...				
		áramót	1V	1M	3M	12M
GVT	183,8	2,3%	-0,3%	0,8%	2,9%	2,4%
EUR	139,3	2,6%	0,9%	1,4%	3,2%	2,4%
USD	126,3	4,3%	-1,2%	1,3%	3,0%	5,8%
GBP	162,8	2,1%	-1,4%	0,3%	2,7%	2,5%
SEK	13,1	0,5%	0,1%	0,9%	2,2%	0,6%
DKK	18,6	2,5%	0,8%	1,4%	3,2%	2,2%
NOK	13,4	-2,8%	-2,2%	-1,6%	0,4%	-4,2%
JPY	1,16	4,1%	1,6%	1,4%	3,7%	7,8%

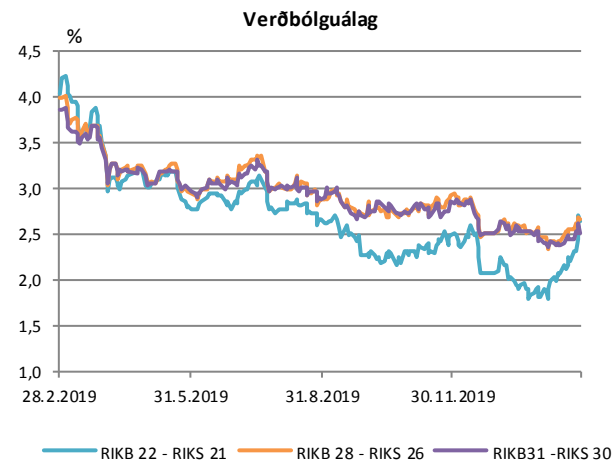
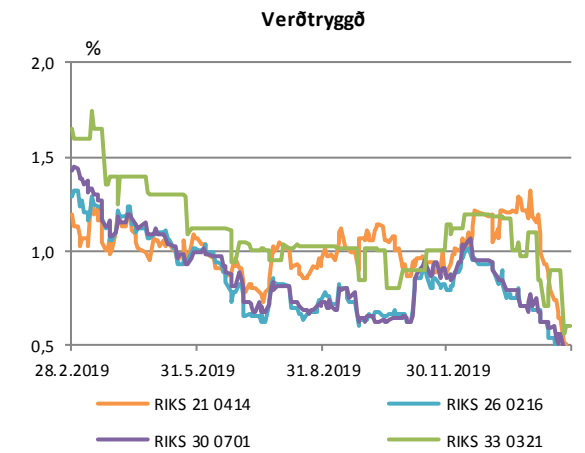
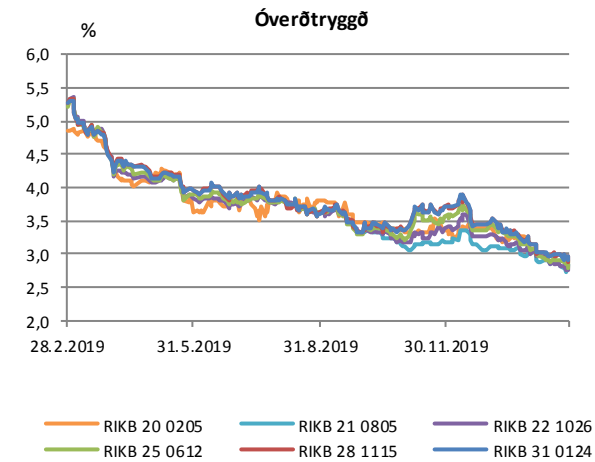
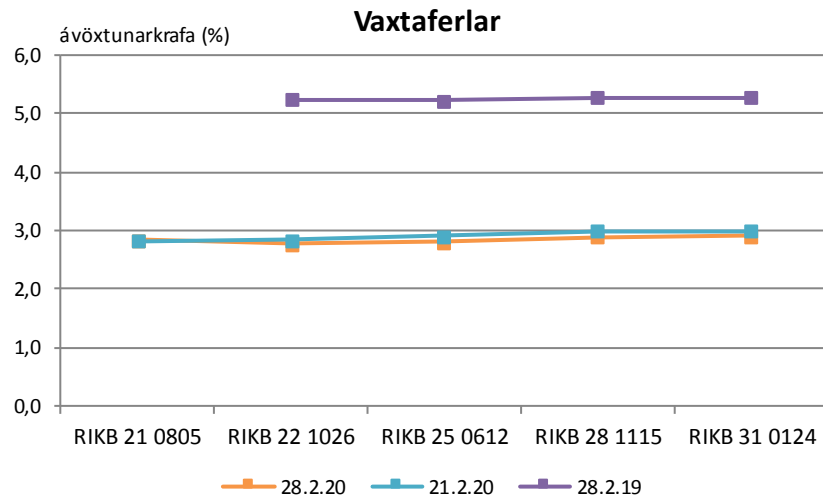
Miðgengi Seðlabanka Íslands. Heimild: Kodiak



# Ríkisbréf

	verð	krafa	velta (ma.kr./viku)	árm.	Breyting síðan ...			
					1V	1M	3M	12M
RIKB 21 0805	100,91	2,83	2,0	-0,24	0,00	-0,15	-0,38	
RIKB 22 1026	111,28	2,77	2,1	-0,50	-0,07	-0,29	-0,57	-2,47
RIKB 25 0612	125,17	2,80	3,7	-0,57	-0,11	-0,35	-0,69	-2,42
RIKB 28 1115	116,00	2,89	3,7	-0,55	-0,11	-0,33	-0,78	-2,39
RIKB 31 0124	133,10	2,91	2,2	-0,53	-0,09	-0,30	-0,75	-2,38
RIKS 21 0414	104,08	0,13	4,9	-1,05	-0,51	-1,04	-0,74	-1,06
RIKS 26 0216	107,45	0,24	3,3	-0,69	-0,22	-0,46	-0,59	-1,05
RIKS 30 0701	128,75	0,40	1,9	-0,54	-0,16	-0,27	-0,51	-1,02
RIKS 33 0321	129,98	0,60	0,1	-0,59	-0,30	-0,50	-0,40	-1,05

Heimild: Kodiak

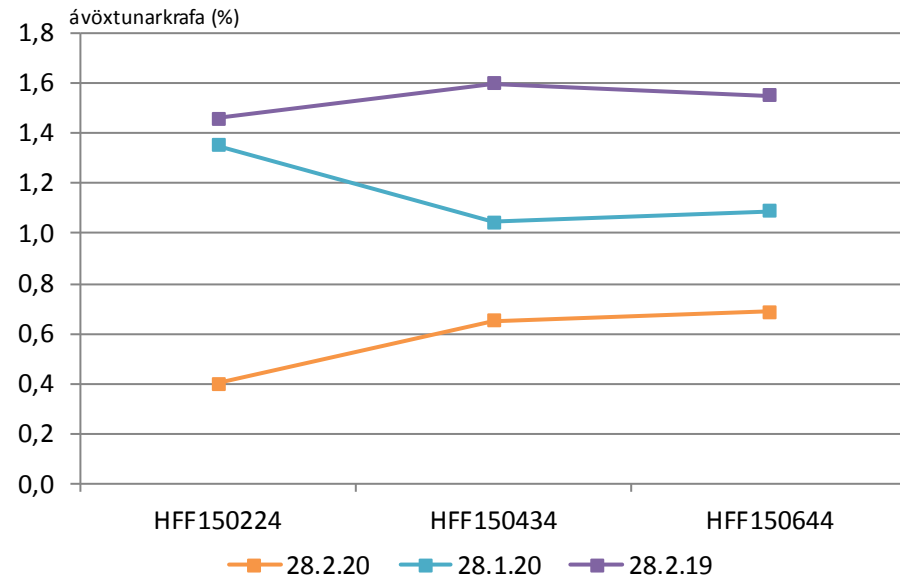


# Íbúðabréf

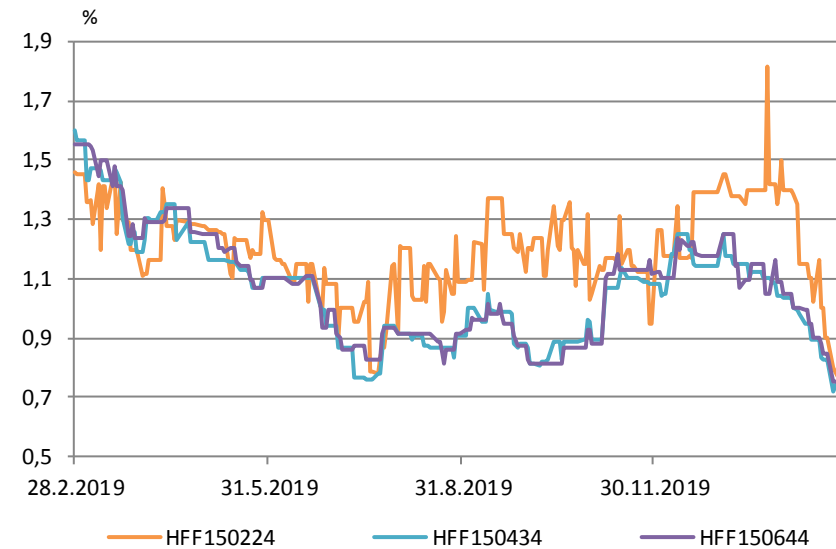
	verð	krafa	velta (ma.kr./viku)	Breyting síðan ...				
				árm.	1V	1M	3M	12M
HFF150224	107,49	0,40	0,5	-0,99	-0,50	-0,95	-0,55	-1,06
HFF150434	123,28	0,65	0,8	-0,50	-0,17	-0,39	-0,43	-0,95
HFF150644	140,70	0,69	0,1	-0,49	-0,16	-0,40	-0,48	-0,87

Heimild: Kodiak

## Vaxtaferlar



## Þróun á kröfu

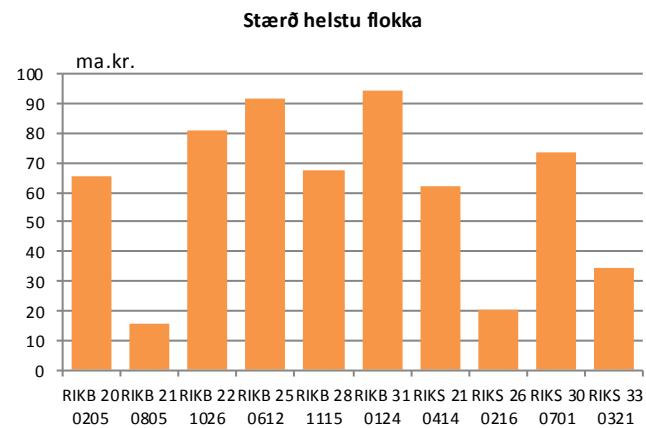
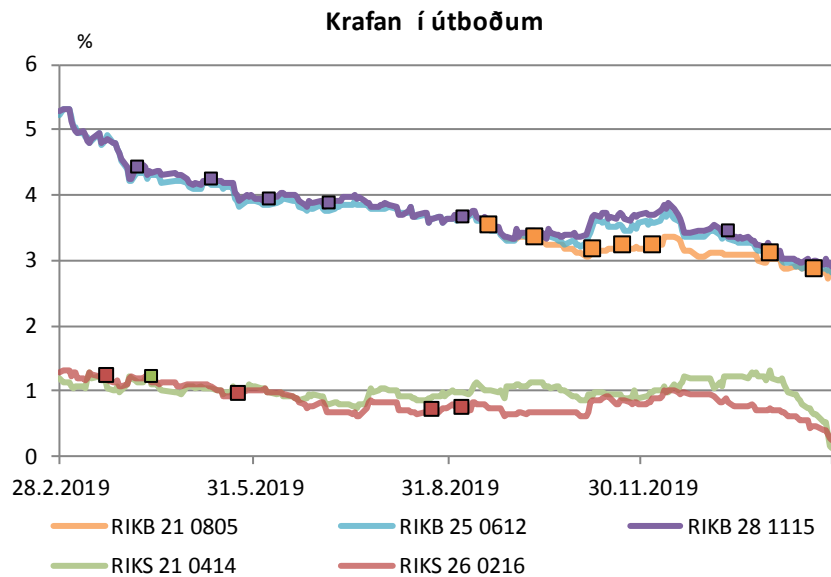
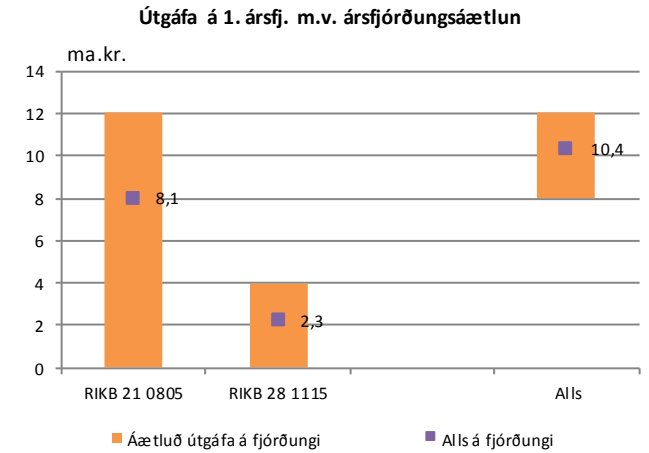
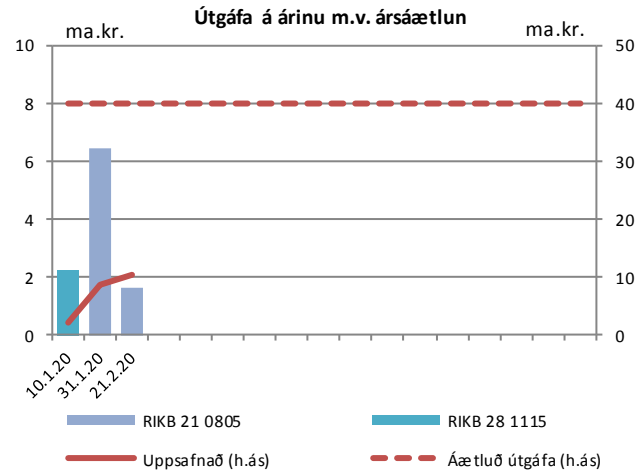




# Útboð ríkisbréfa

Seinustu útboð		Tilboð	Samþykkt	Verð	Krafa
Dags	Flokkur				
31.1.20	RIKB 21 0805	9,2	1,6	100,89	2,850
31.1.20	RIKB 21 0805	25,3	6,0	100,61	3,070
10.1.20	RIKB 28 1115	9,2	1,9	111,61	3,450
6.12.19	RIKB 21 0805	2,1	2,0	100,43	3,220
8.11.19	RIKB 21 0805	4,8	2,5	100,56	3,160
11.10.19	RIKB 21 0805	8,7	2,5	100,27	3,340

Að nafnvirði (ma.kr.) Heimild: Lánamál Ríkisins

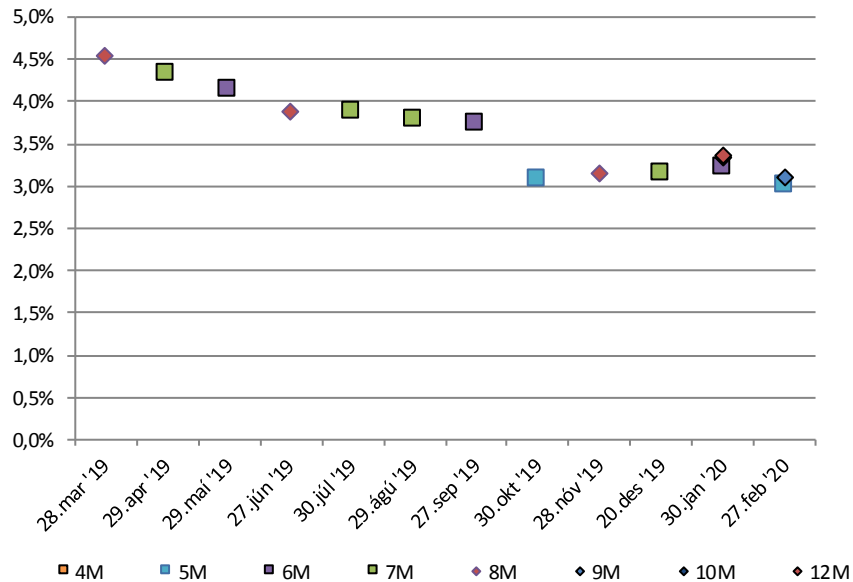


# Útboð ríkisvixla

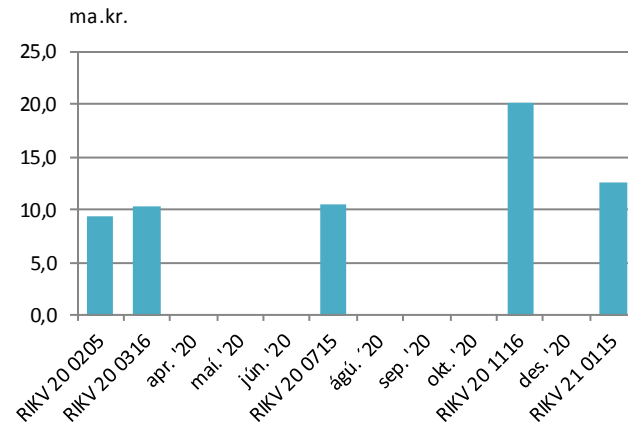
Dags.	Flokkur	Samþykkt	Vextir
27.02.20	RIKV 20 0715	4,1	3,02
27.02.20	RIKV 20 1116	9,1	3,12
31.01.20	RIKV 21 0115	12,6	3,38
31.01.20	RIKV 20 1116	11,1	3,34
31.01.20	RIKV 20 0715	4,5	3,24
20.12.19	RIKV 20 0715	0,5	3,15

Heimild: Lánamál ríkisins

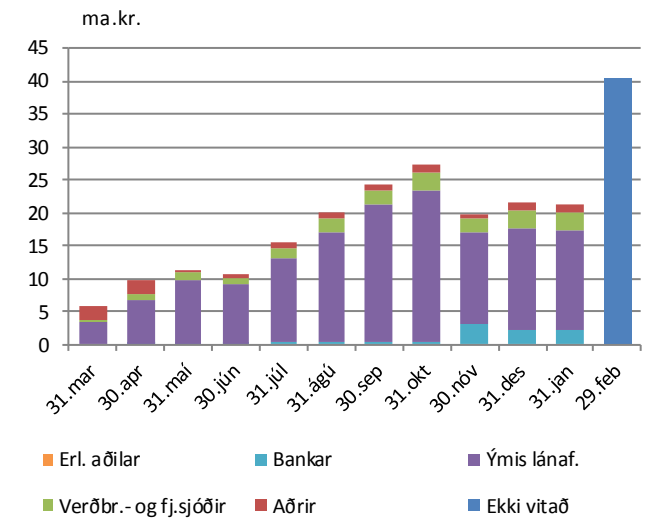
## Niðurstaða útboða



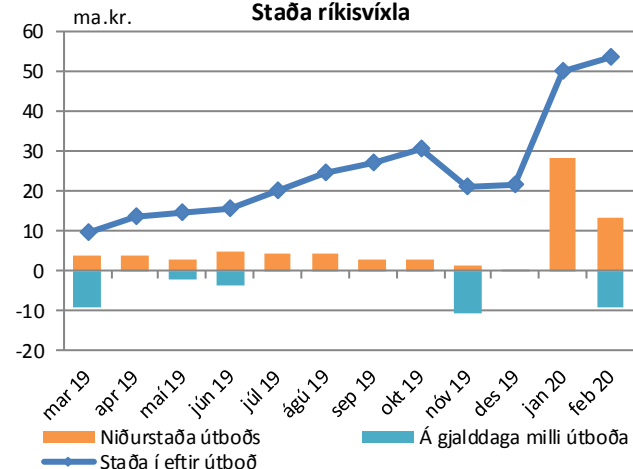
## Útstandandi ríkisvixlar



## Eigendaskipting



## Staða ríkisvixla

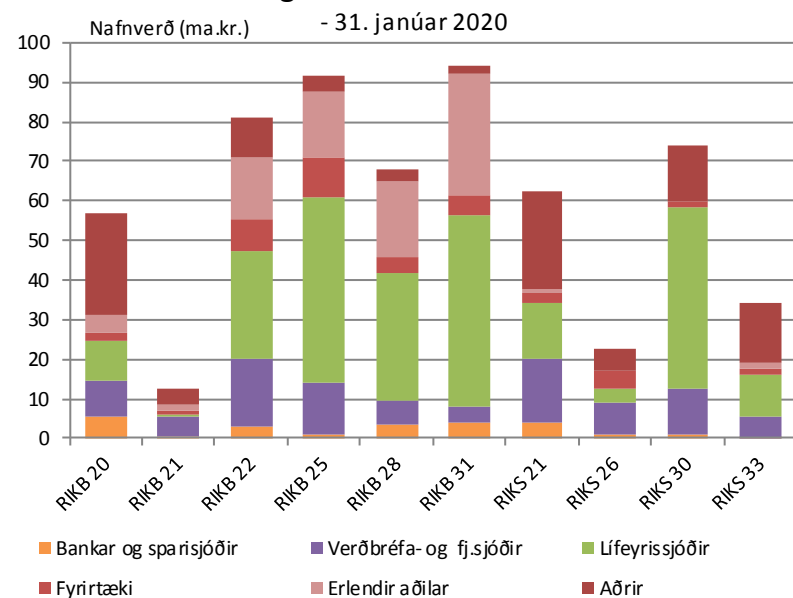


# Eigendaskipti ríkisbréfa

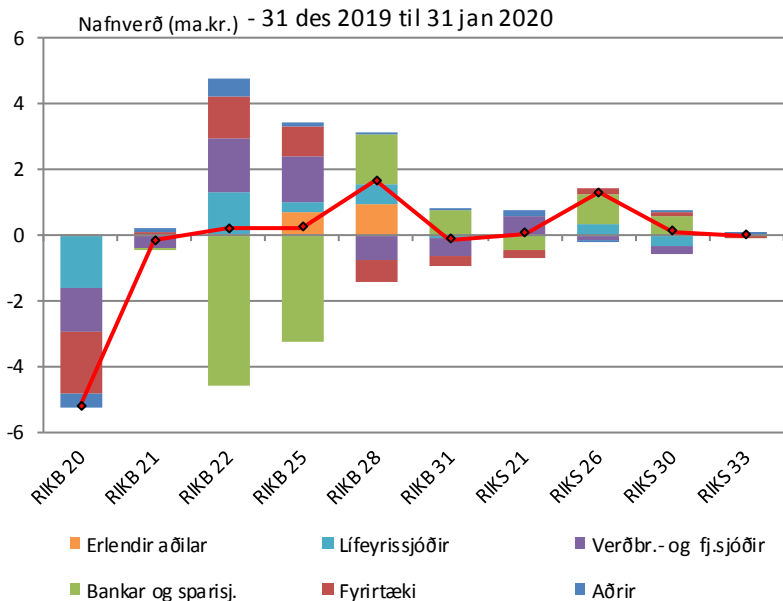
	Eigendaskipting (ma.kr.)									
	RIKB 20	RIKB 22	RIKB 25	RIKB 28	RIKB 31	RIKS 21	RIKS 26	RIKS 30	RIKS 33	Alls
Bankar og sparissjóðir	5,3	3,0	1,0	3,3	3,8	3,8	1,0	0,8	0,0	22,0
Verðbréfa- og fj.sjóðir	9,0	17,1	13,1	6,3	4,4	16,5	8,1	11,6	5,3	91,6
Lífeyrissjóðir	10,2	27,0	47,0	32,1	47,9	13,8	3,6	45,9	11,0	238,4
Fyrirtæki	2,2	8,1	9,8	4,2	5,3	2,5	4,2	1,5	1,0	38,8
Aðrir	25,5	10,4	4,2	3,1	2,0	24,7	5,8	14,3	14,9	104,8
Erlendir aðilar	4,7	15,6	16,6	18,8	30,9	0,9	0,0	0,0	1,9	89,5
Nafnverð alls (ma.kr)	56,9	81,2	91,7	67,8	94,3	62,2	22,7	74,2	34,2	585,2

Heimild: Lánamál ríkisins

## Eigendur ríkisverðbréfa



## Breyting milli mánaða

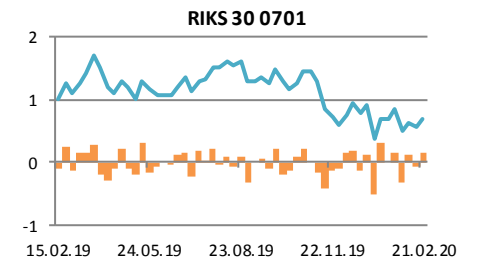
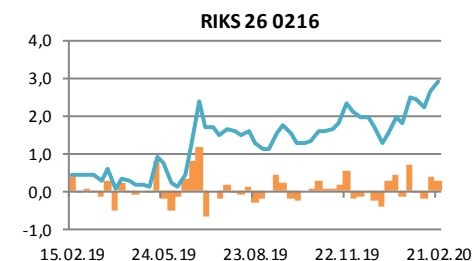
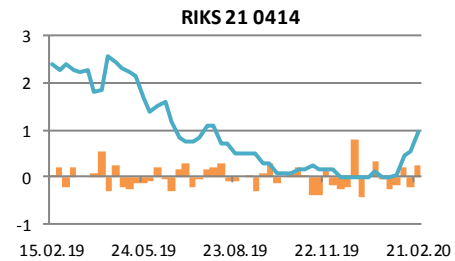
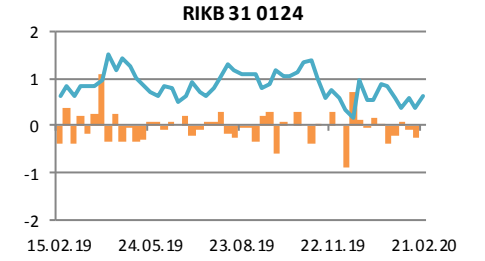
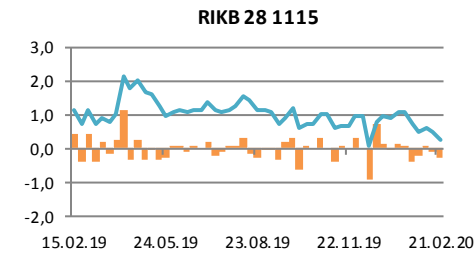
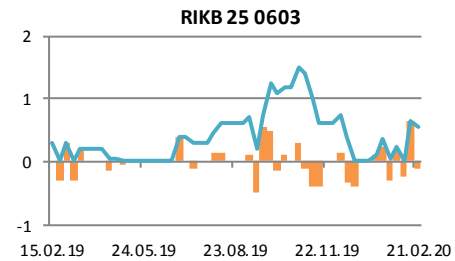
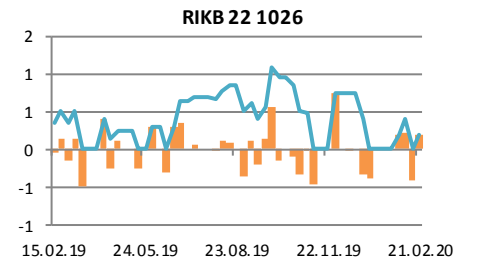
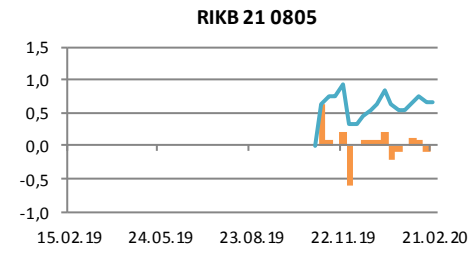
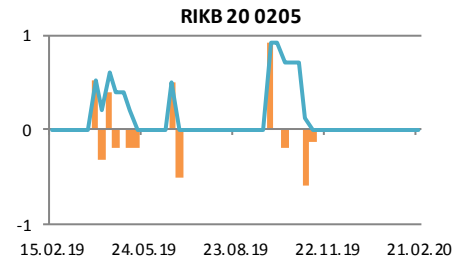
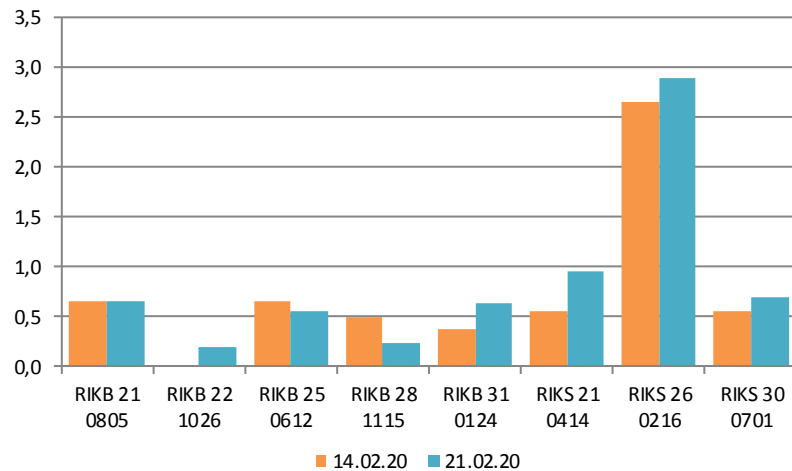


# Verðbréfalán

Flokkur	Nafnverð (m.kr.)	Breyting síðan				
		1V	4V	12V	26V	52V
RIKB 21 0805	650	0	107	307	650	650
RIKB 22 1026	200	200	200	-550	-660	-150
RIKB 25 0612	550	-110	495	-50	-50	250
RIKB 28 1115	240	-260	-460	-710	-910	-860
RIKB 31 0124	640	260	60	50	-460	-10
RIKS 21 0414	950	400	950	800	450	-1.438
RIKS 26 0216	2.900	250	403			
RIKS 30 0701	700	155	-130	100	-919	-300

Heimild: Lánamál Ríkisins

## Breyting milli vikna



Innihald og form skjals þessa er unnið af starfsmönnum Hagfræðideildar Landsbankans hf. (hagfraedideild@landsbankinn.is) og byggist á aðgengilegum opinberum upplýsingum á þeim tíma sem greiningin var unnin. Mat á þeim upplýsingum endurspeglar skoðanir starfsmanna Hagfræðideildar Landsbankans á þeim degi þegar greiningin er dagsett, en þær geta breyst án fyrirvara.

Landsbankinn hf. og starfsfólk hans taka ekki ábyrgð á viðskiptum sem byggð eru á þeim upplýsingum og skoðunum sem hér eru settar fram.

Bent skal á að Landsbankinn hf. getur á hverjum tíma haft beinna eða óbeinna hagsmuna að gæta, ýmist sjálfur, dótturfélög hans eða fyrir hönd viðskiptamanna, s.s. sem fjárfestir, lánardrottinn eða þjónustuaðili. Greiningar eru engu að síður unnar sjálfstætt af Hagfræðideild Landsbankans og innan Landsbankans eru í gildi reglur um aðskilnað starfssviða sem eru aðgengilegar á vef bankans.

