



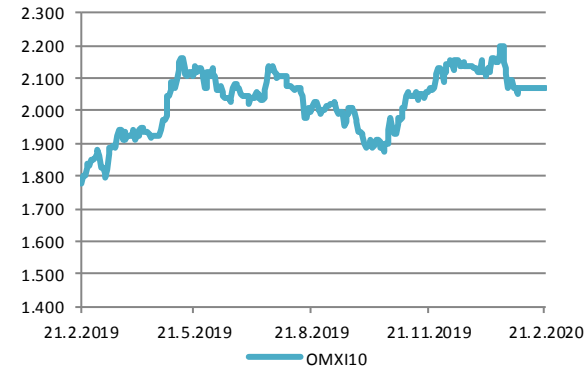
Vikubyrjun
Innlendar markaðsupplýsingar
24. febrúar 2020

Hlutabréf

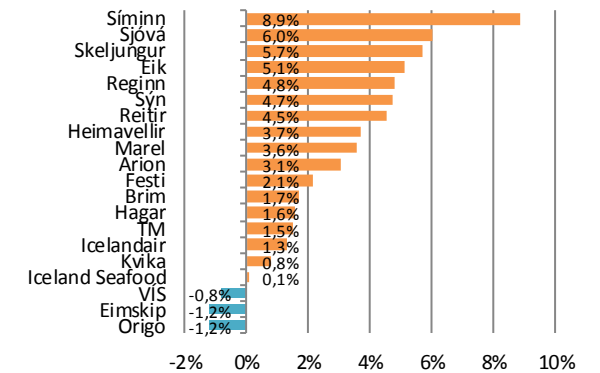
Félag	Verð	Velta (m.kr.)	áramót	Breyting síðan ...			
				1V	1M	3M	12M
OMX10	2067,6	17.040	-2,5%	0,0%	-3,1%	0,3%	16,4%
Marel	609,0	3.288	-0,8%	3,6%	-0,7%	2,0%	32,1%
Icelandair	8,5	379	12,2%	1,3%	0,1%	15,6%	5,0%
Eimskip	164,5	125,4	-13,2%	-1,2%	-11,1%	0,9%	-13,7%
Brim	39,1	12,9	-0,1%	1,7%	0,5%	-2,4%	32,0%
Iceland Seafoo	9,9	18	0,0%	0,1%	-3,4%	0,4%	16,5%
Hagar	51,4	175	17,4%	1,6%	1,0%	19,8%	20,7%
Festi	144,0	1.735	11,2%	2,1%	0,3%	10,6%	30,9%
Skeljungur	10,0	1.046	20,8%	5,7%	6,1%	19,3%	39,8%
Sýn	37,8	139	7,9%	4,7%	-1,2%	34,3%	-2,5%
Síminn	5,8	1.586	7,8%	8,9%	6,3%	12,2%	56,2%
Origo	26,4	39	-0,4%	-1,2%	1,2%	-0,8%	24,5%
Arion	87,1	2.563	0,9%	3,1%	7,1%	12,2%	30,4%
Kvika	10,4	596	-1,4%	0,8%	-3,7%	2,8%	21,4%
Sjóvá	21,1	1.006	12,6%	6,0%	6,6%	19,6%	39,7%
VÍS	11,9	1.045	10,0%	-0,8%	-0,3%	7,3%	17,6%
TM	33,5	1.549	-5,6%	1,5%	-4,3%	2,8%	22,7%
Reginn	22,4	484	1,1%	4,8%	-6,7%	9,3%	5,4%
Reitir	76,4	807	4,8%	4,5%	-2,6%	5,5%	9,6%
Eik	9,0	447	9,8%	5,1%	-2,8%	16,6%	13,0%
Heimavellir	1,4	136,8	23,9%	3,7%	12,9%	18,6%	13,8%

Leiðrétt fyrir arðgreiðslum. Heimild: Kodiak, útreikningar Hagfræðideildar

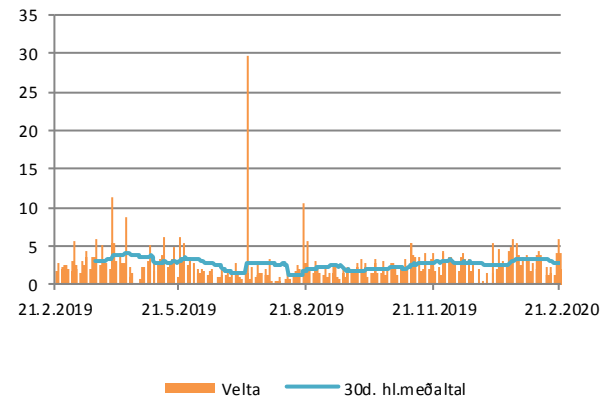
Úrvalsvísitalan



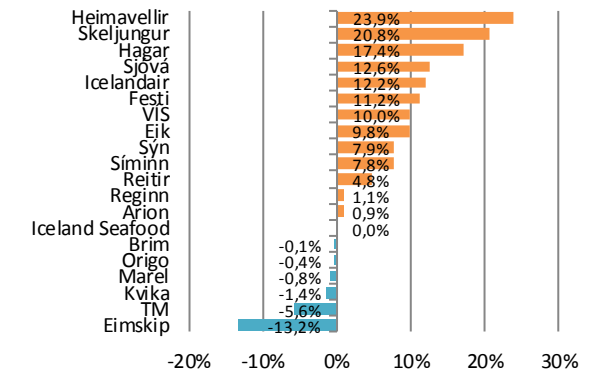
Breyting í vikunni



Velta



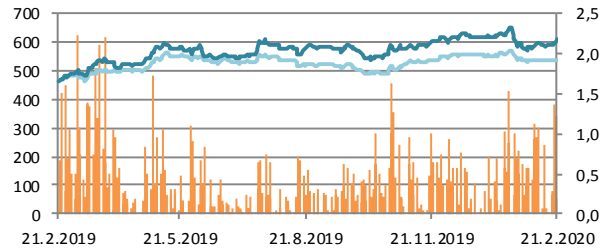
Frá áramótum



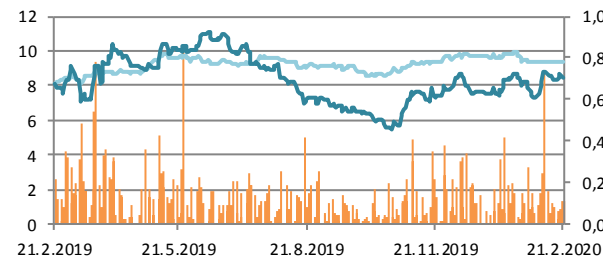
Hlutabréf

— Velta (h.ás, ma.kr./dag)
— Verð
— OMXIB

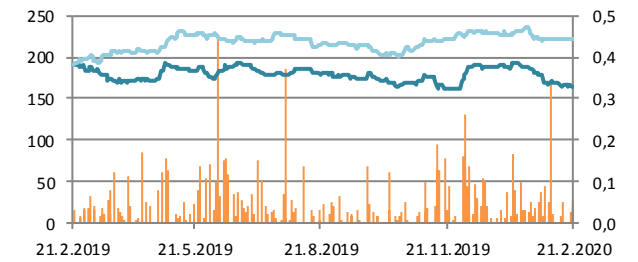
Marel



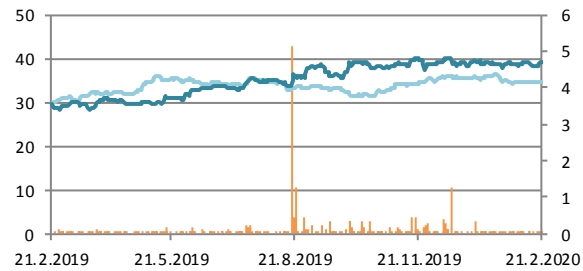
Icelandair



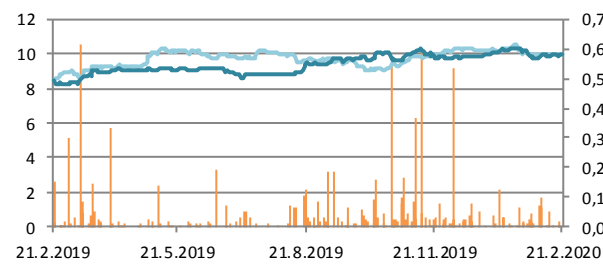
Eimskip



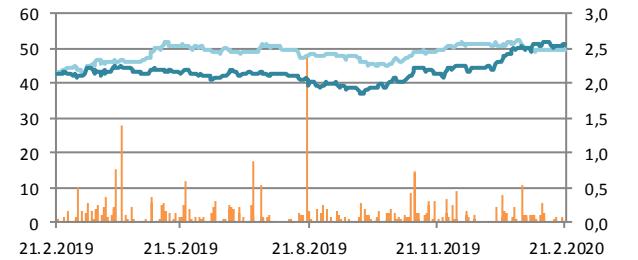
Brim



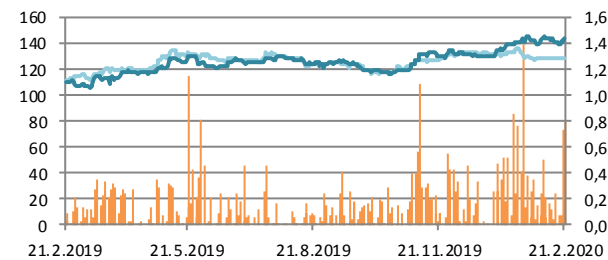
Iceland Seafood



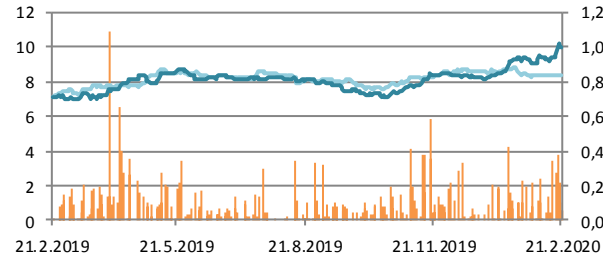
Hagar



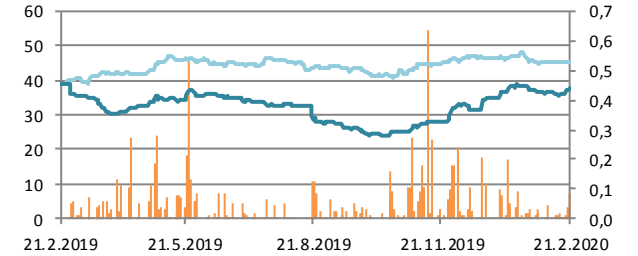
Festi



Skeljungur



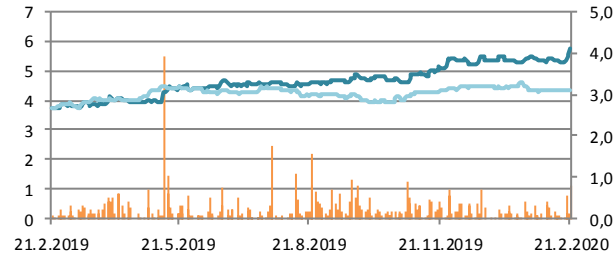
Sýn



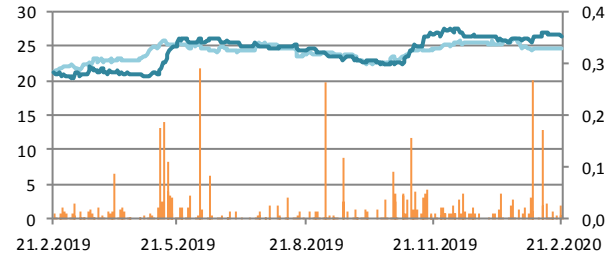
Hlutabréf

— Velta (h.ás, ma.kr./dag)
— Verð
— OMXIB

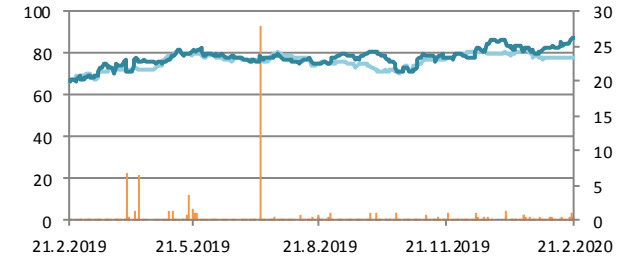
Síminn



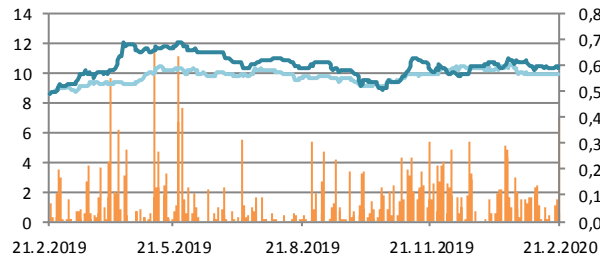
Origo



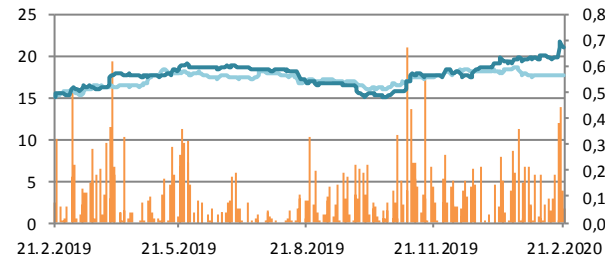
Arion



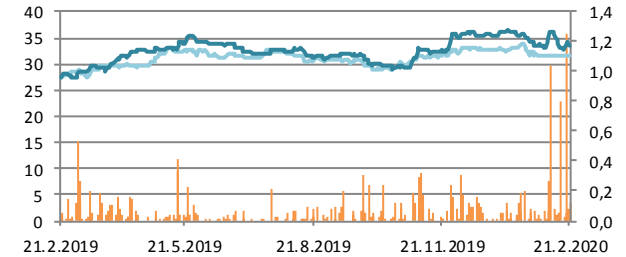
Kvika



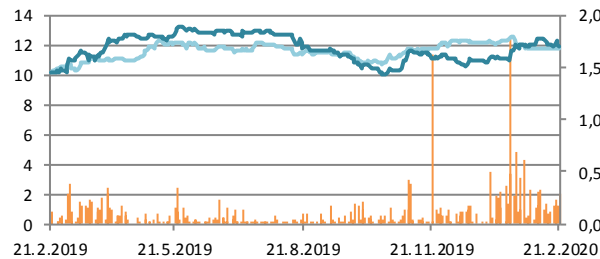
Sjóvá



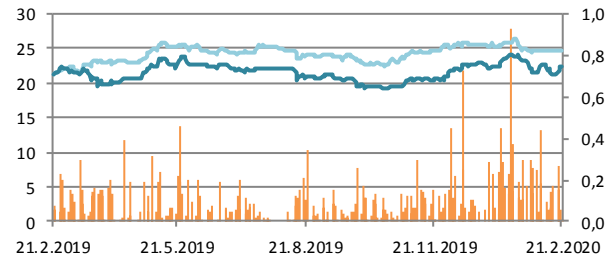
TM



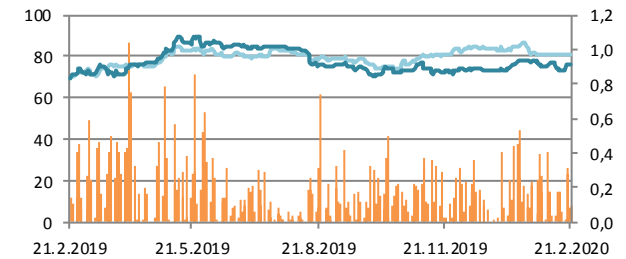
VÍS



Reginn



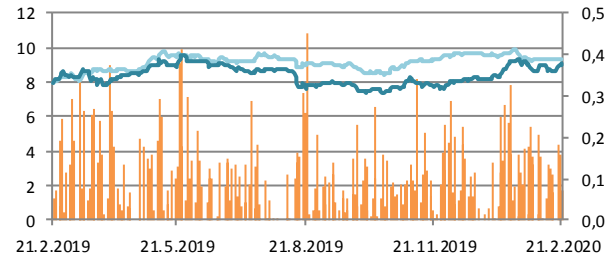
Reitir



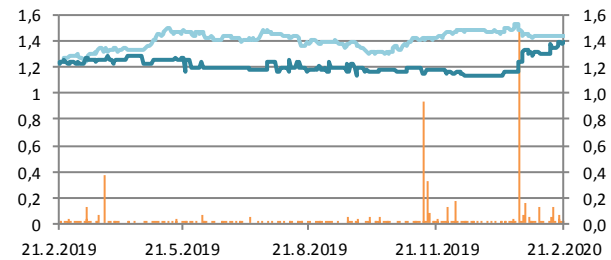
Hlutabréf

- Velta (h.ás, ma.kr./dag)
- Verð
- OMXIB

Eik



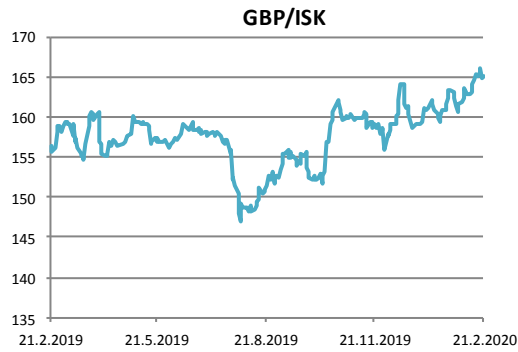
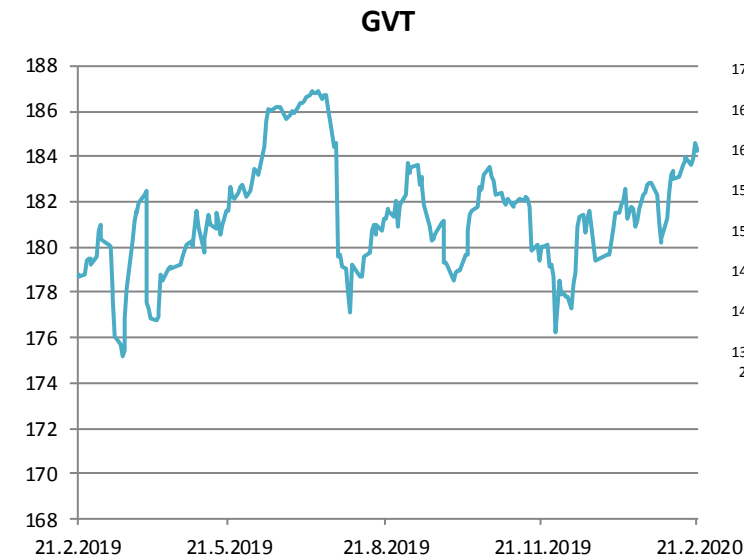
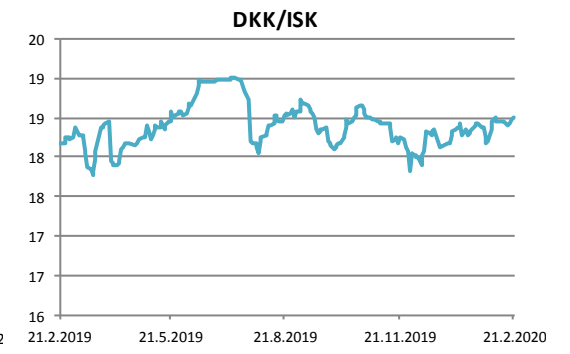
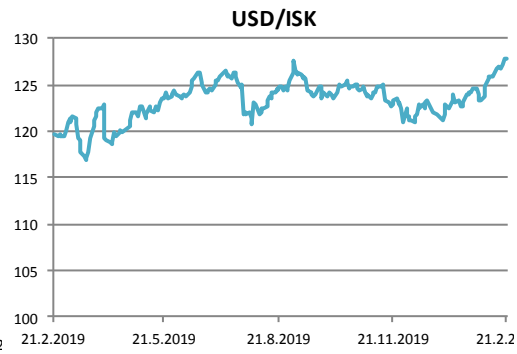
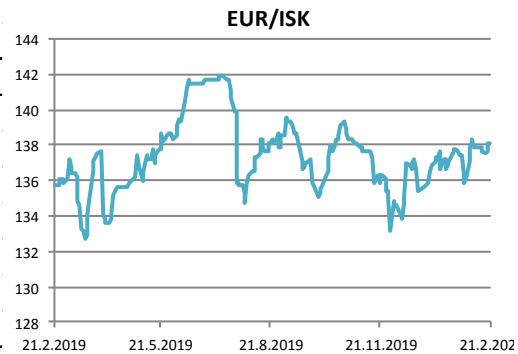
Heimavellir



Gjaldeyrismarkaðurinn

Gengi ISK	21.feb	Breyting síðan ...				
		áramót	1V	1M	3M	12M
GVT	184,3	2,5%	0,2%	1,0%	2,3%	3,0%
EUR	138,1	1,7%	0,3%	0,4%	1,3%	1,8%
USD	127,8	5,6%	0,7%	3,2%	3,9%	6,8%
GBP	165,1	3,6%	-0,2%	2,1%	3,7%	5,5%
SEK	13,0	0,4%	-0,5%	0,1%	1,9%	1,9%
DKK	18,5	1,7%	0,3%	0,4%	1,4%	1,7%
NOK	13,7	-0,6%	-0,1%	-1,1%	1,5%	-1,3%
JPY	1,14	2,5%	-1,1%	1,5%	1,0%	5,8%

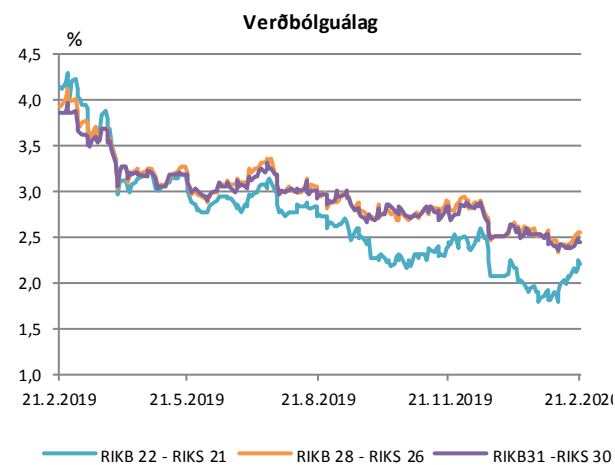
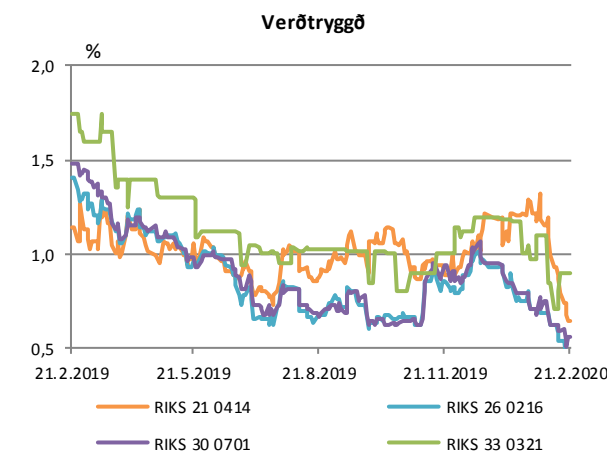
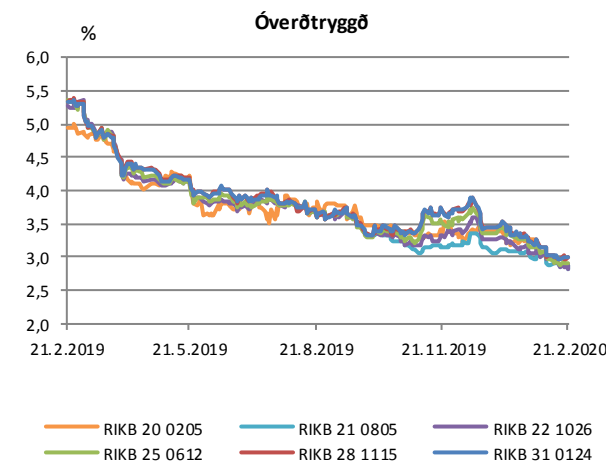
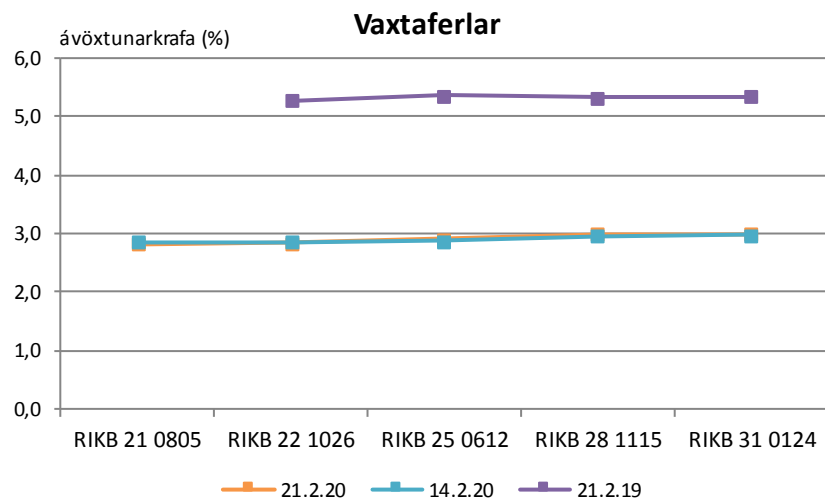
Miðgengi Seðlabanka Íslands. Heimild: Kodiak



Ríkisbréf

	verð	krafa	velta (ma.kr./viku)	árm.	Breyting síðan ...			
					1V	1M	3M	12M
RIKB 21 0805	100,93	2,83	0,5	-0,24	-0,03	-0,26	-0,34	
RIKB 22 1026	111,18	2,83	1,6	-0,43	-0,03	-0,35	-0,50	-2,45
RIKB 25 0612	124,63	2,91	2,2	-0,45	0,03	-0,35	-0,60	-2,45
RIKB 28 1115	115,13	3,00	1,7	-0,44	0,04	-0,31	-0,70	-2,34
RIKB 31 0124	132,19	3,00	1,2	-0,44	0,03	-0,32	-0,70	-2,34
RIKS 21 0414	103,56	0,64	0,7	-0,55	-0,15	-0,64	-0,25	-0,50
RIKS 26 0216	106,11	0,46	1,9	-0,47	-0,08	-0,34	-0,40	-0,94
RIKS 30 0701	126,99	0,56	1,1	-0,39	-0,03	-0,23	-0,38	-0,92
RIKS 33 0321	125,78	0,90	0,0	-0,29	0,00	-0,15	-0,10	-0,85

Heimild: Kodiak

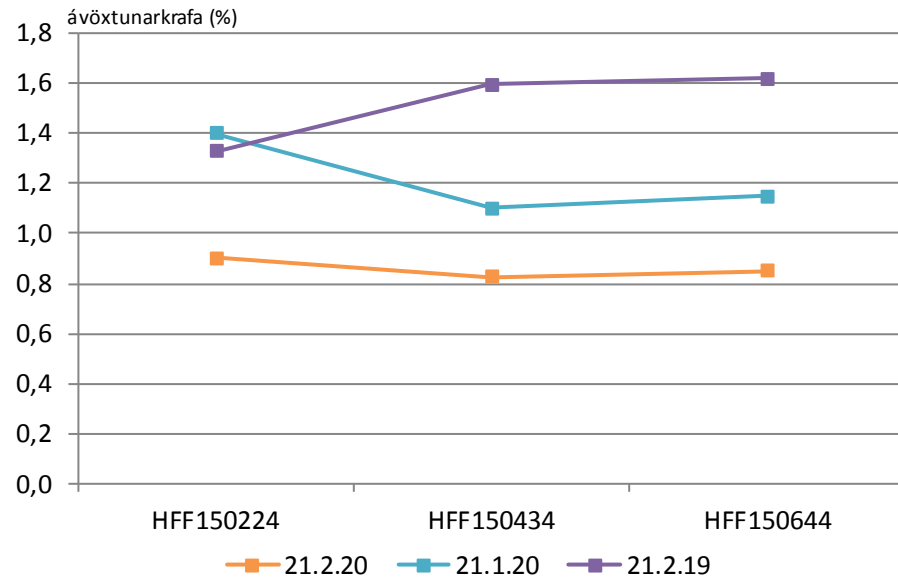


Íbúðabréf

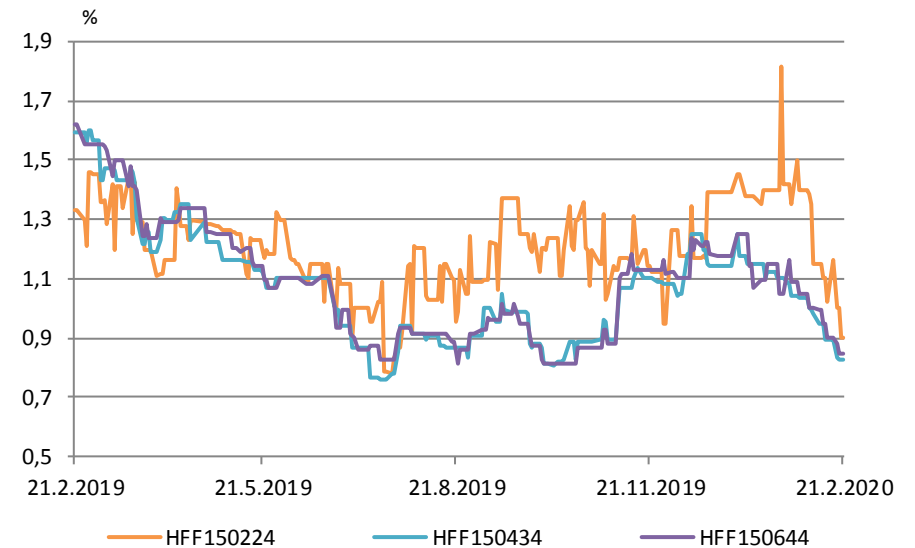
	verð	krafa	velta (ma.kr./viku)	Breyting síðan ...				
				árm.	1V	1M	3M	12M
HFF150224	106,38	0,90	0,5	-0,49	-0,12	-0,50	-0,24	-0,43
HFF150434	121,83	0,82	0,3	-0,32	-0,07	-0,28	-0,28	-0,77
HFF150644	138,09	0,85	0,1	-0,33	-0,05	-0,30	-0,28	-0,77

Heimild: Kodiak

Vaxtaferlar



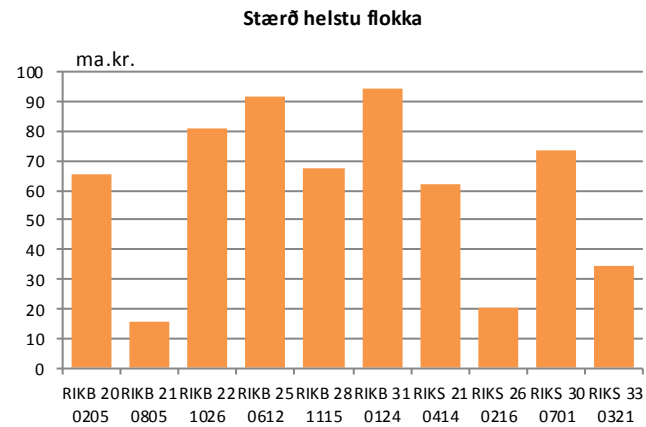
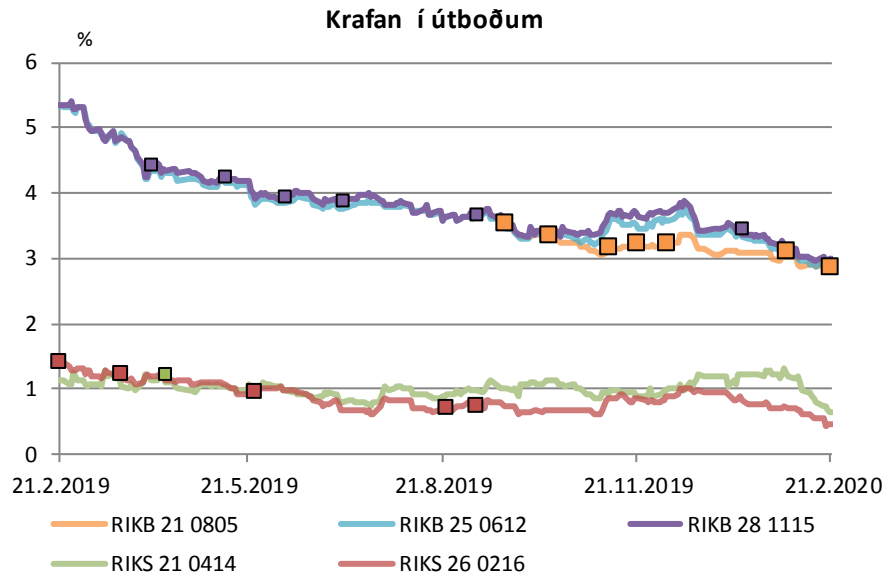
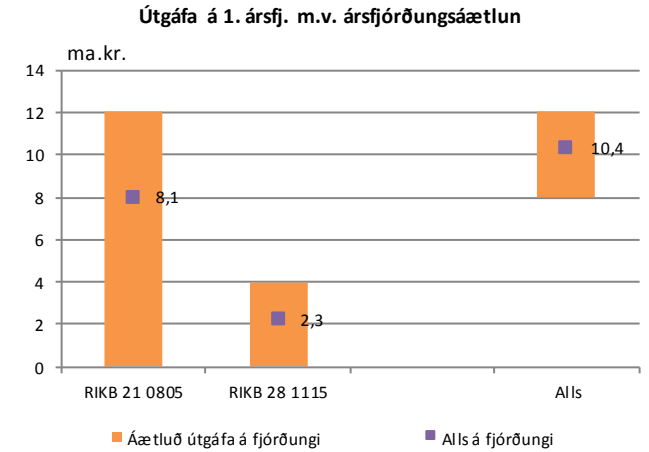
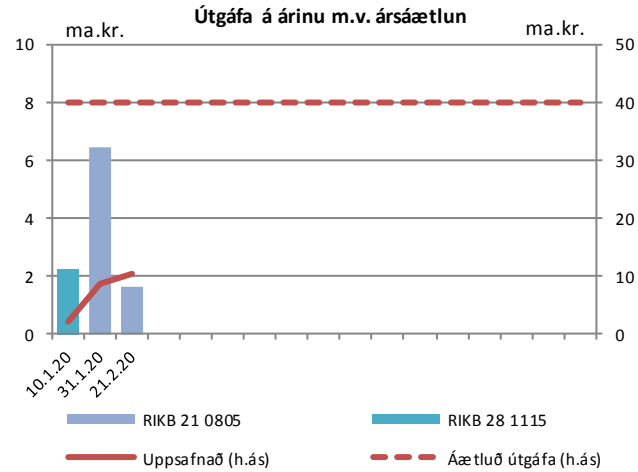
Þróun á kröfu



Útboð ríkisbréfa

Seinustu útboð		Tilboð	Samþykkt	Verð	Krafa
Dags	Flokkur				
31.1.20	RIKB 21 0805	9,2	1,6	100,89	2,850
31.1.20	RIKB 21 0805	25,3	6,0	100,61	3,070
10.1.20	RIKB 28 1115	9,2	1,9	111,61	3,450
6.12.19	RIKB 21 0805	2,1	2,0	100,43	3,220
8.11.19	RIKB 21 0805	4,8	2,5	100,56	3,160
11.10.19	RIKB 21 0805	8,7	2,5	100,27	3,340

Að nafnvirði (ma.kr.) Heimild: Lánamál Ríkisins

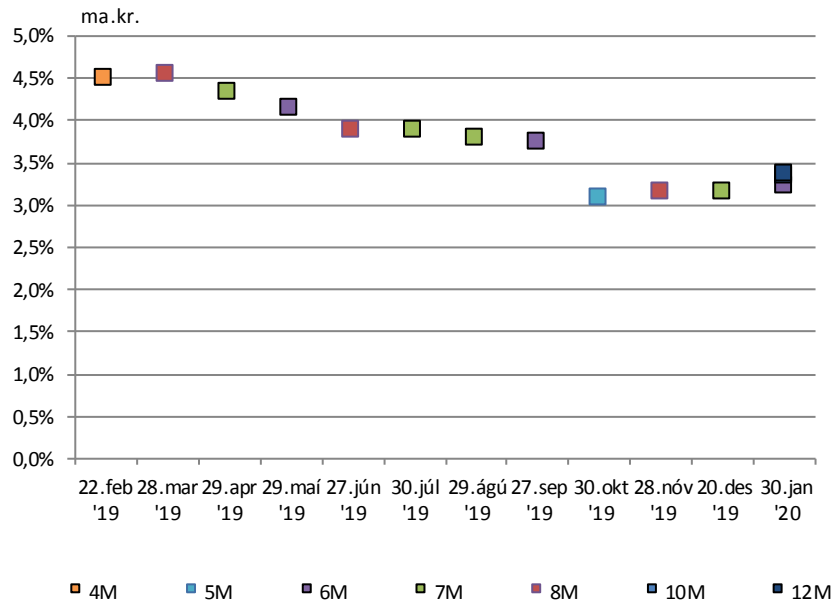


Útboð ríkisvígla

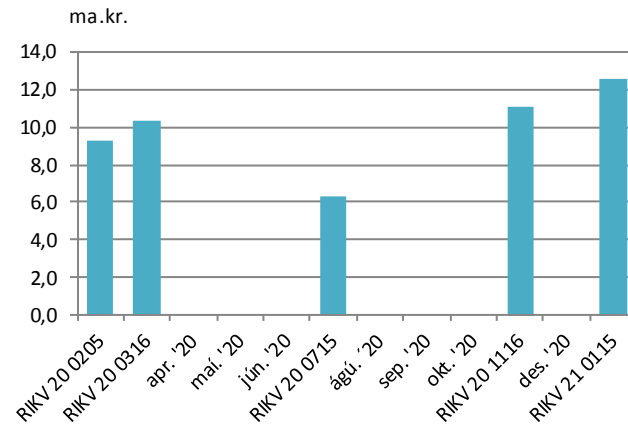
Dags.	Flokkur	Samþykkt	Vextir
31.01.20	RIKV 21 0115	12,6	3,38
31.01.20	RIKV 20 1116	11,1	3,34
31.01.20	RIKV 20 0715	4,5	3,24
20.12.19	RIKV 20 0715	0,5	3,15
28.11.19	RIKV 20 0715	1,5	3,15
31.10.19	RIKV 20 1116	3,1	3,39

Heimild: Lánamál ríkisins

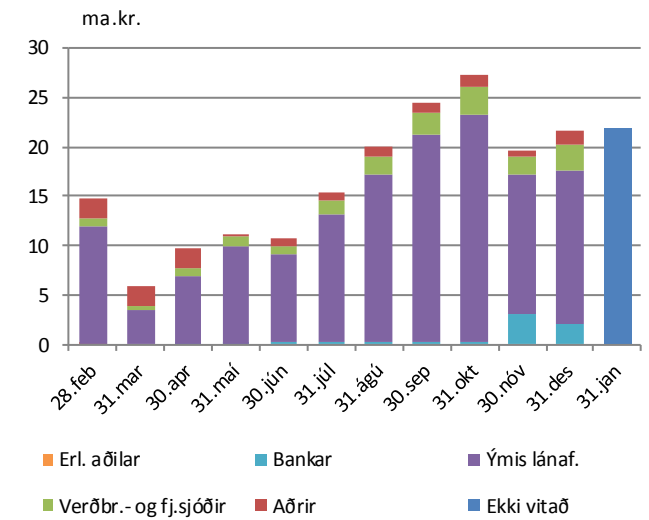
Niðurstaða útboða



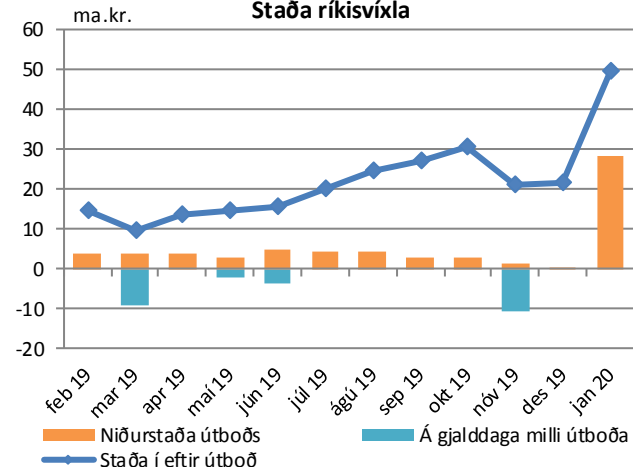
Útstandandi ríkisvíglar



Eigendaskipting



Staða ríkisvígla

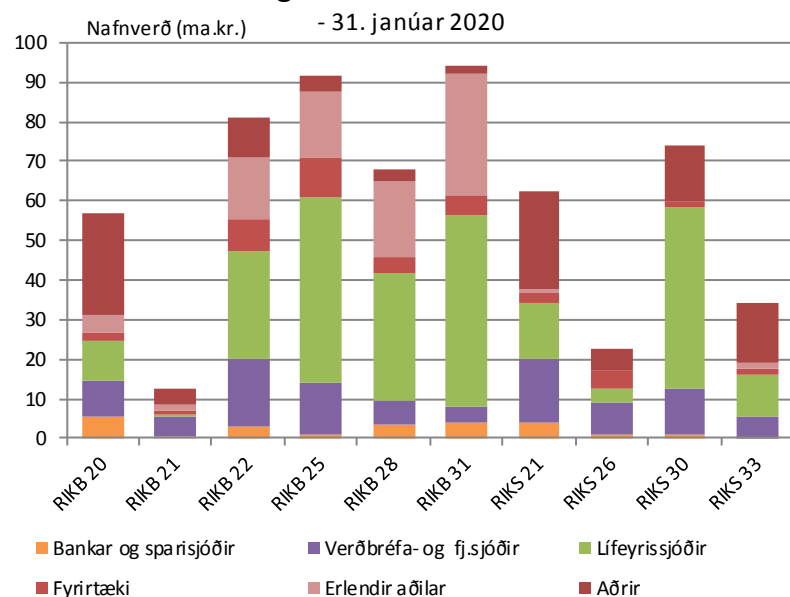


Eigendaskipti ríkisbréfa

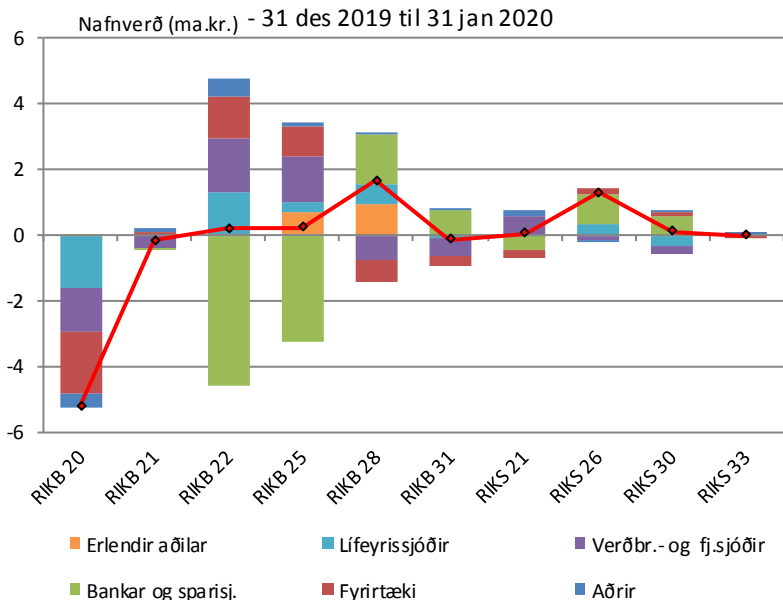
	Eigendaskipting (ma.kr.)									
	RIKB 20	RIKB 22	RIKB 25	RIKB 28	RIKB 31	RIKS 21	RIKS 26	RIKS 30	RIKS 33	Alls
Bankar og sparisjóðir	5,3	3,0	1,0	3,3	3,8	3,8	1,0	0,8	0,0	22,0
Verðbréfa- og fj.sjóðir	9,0	17,1	13,1	6,3	4,4	16,5	8,1	11,6	5,3	91,6
Lífeyrissjóðir	10,2	27,0	47,0	32,1	47,9	13,8	3,6	45,9	11,0	238,4
Fyrirtæki	2,2	8,1	9,8	4,2	5,3	2,5	4,2	1,5	1,0	38,8
Aðrir	25,5	10,4	4,2	3,1	2,0	24,7	5,8	14,3	14,9	104,8
Erlendir aðilar	4,7	15,6	16,6	18,8	30,9	0,9	0,0	0,0	1,9	89,5
Nafnverð alls (ma.kr)	56,9	81,2	91,7	67,8	94,3	62,2	22,7	74,2	34,2	585,2

Heimild: Lánamál ríkisins

Eigendur ríkisverðbréfa



Breyting milli mánaða

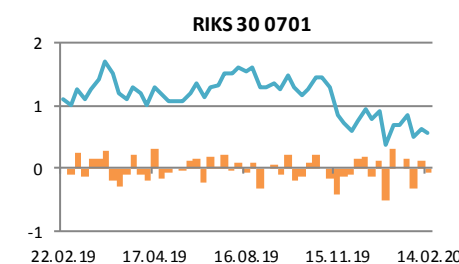
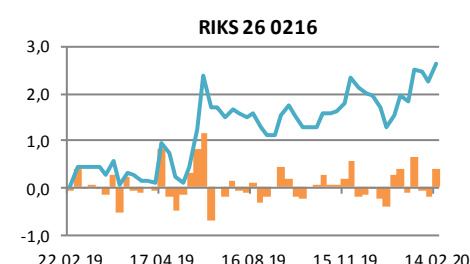
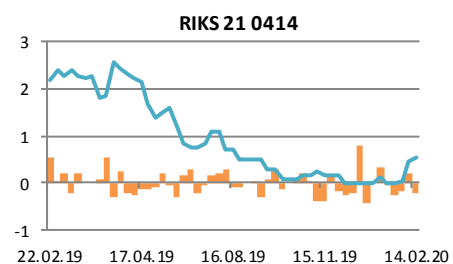
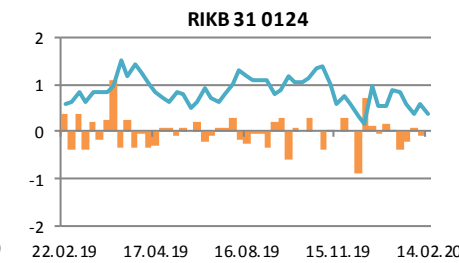
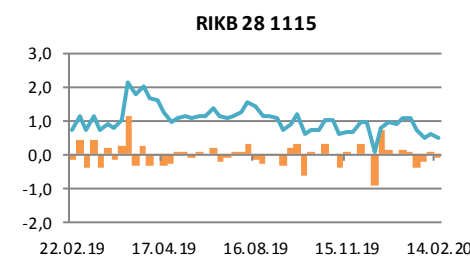
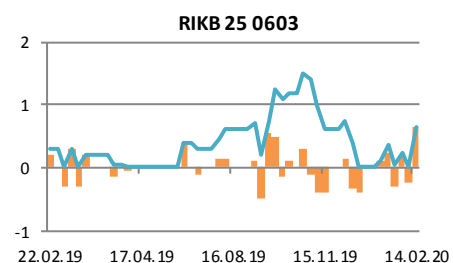
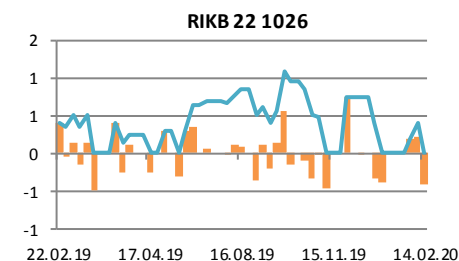
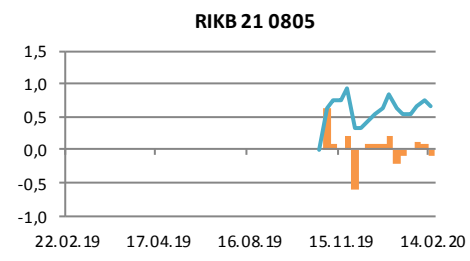
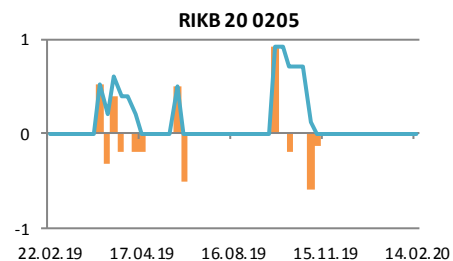
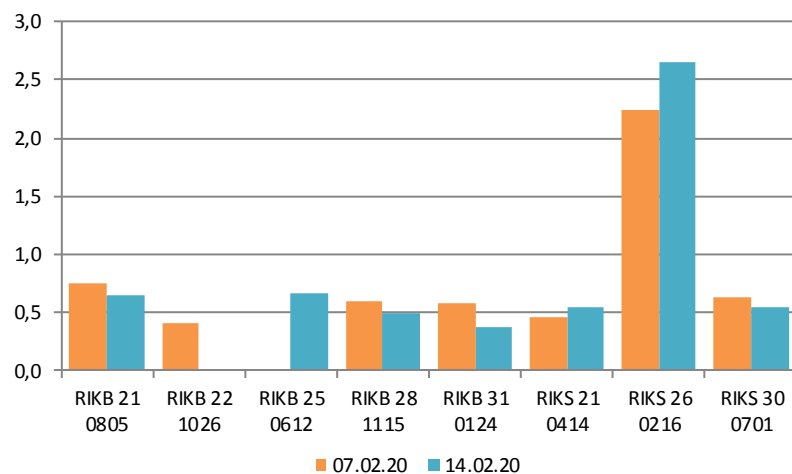


Verðbréfalán

Flokkur	Nafnverð (m.kr.)	Breyting síðan				
		1V	4V	12V	26V	52V
RIKB 21 0805	650	-100	107	-293	650	650
RIKB 22 1026	0	-405	0	0	-860	-400
RIKB 25 0612	660	660	310	60	60	360
RIKB 28 1115	500	-100	-577	-150	-900	-200
RIKB 31 0124	380	-200	-456	-370	-820	-225
RIKS 21 0414	550	100	550	400	-150	-1.638
RIKS 26 0216	2.650	400	823			
RIKS 30 0701	545	-80	-135	-165	-999	-555

Heimild: Lánamál Ríkisins

Breyting milli vikna



Innihald og form skjals þessa er unnið af starfsmönnum Hagfræðideildar Landsbankans hf. (hagfraedideild@landsbankinn.is) og byggist á aðgengilegum opinberum upplýsingum á þeim tíma sem greiningin var unnin. Mat á þeim upplýsingum endurspeglar skoðanir starfsmanna Hagfræðideildar Landsbankans á þeim degi þegar greiningin er dagsett, en þær geta breyst án fyrirvara.

Landsbankinn hf. og starfsfólk hans taka ekki ábyrgð á viðskiptum sem byggð eru á þeim upplýsingum og skoðunum sem hér eru settar fram.

Bent skal á að Landsbankinn hf. getur á hverjum tíma haft beinna eða óbeinna hagsmuna að gæta, ýmist sjálfur, dótturfélög hans eða fyrir hönd viðskiptamanna, s.s. sem fjárfestir, lánardrottinn eða þjónustuaðili. Greiningar eru engu að síður unnar sjálfstætt af Hagfræðideild Landsbankans og innan Landsbankans eru í gildi reglur um aðskilnað starfssviða sem eru aðgengilegar á vef bankans.

