



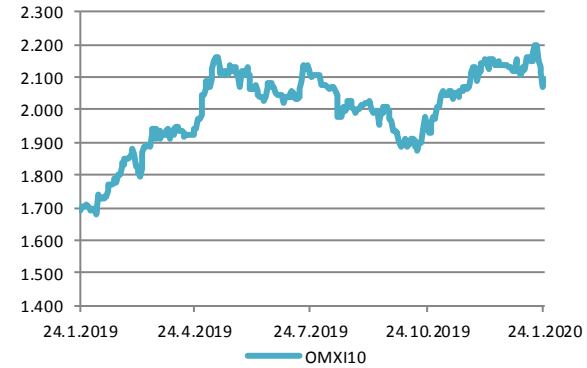
Vikubyrjun
Innlendar markaðsupplýsingar
27. janúar 2020

Hlutabréf

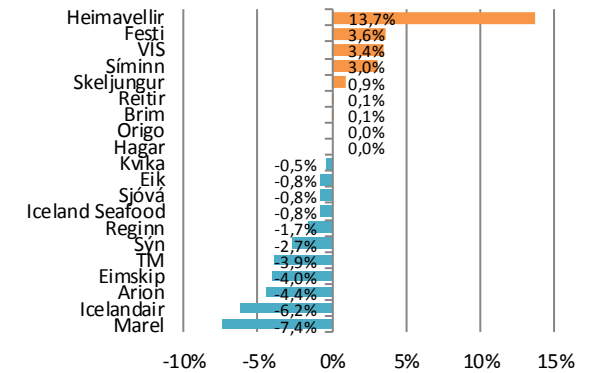
Félag	Verð	Velta (m.kr.)	Breyting síðan ...				
			áramót	1V	1M	3M	12M
OMXI10	2096,1	15.317	-1,2%	-4,7%	-1,9%	7,5%	23,8%
Marel	600,0	3.222	-2,3%	-7,4%	-2,8%	4,0%	54,2%
Icelandair	8,2	361	8,1%	-6,2%	6,8%	40,9%	-23,9%
Eimskip	180,0	158,7	-5,0%	-4,0%	-4,0%	6,5%	-15,4%
Brim	38,9	87,9	-0,6%	0,1%	-0,6%	2,1%	25,3%
Iceland Seafoo	10,2	88	2,7%	-0,8%	3,0%	5,8%	15,3%
Hagar	50,5	859	15,3%	0,0%	13,5%	24,4%	9,1%
Festi	145,0	2.400	12,0%	3,6%	11,5%	21,8%	24,5%
Skeljungur	9,4	542	13,3%	0,9%	13,7%	26,7%	27,7%
Sýn	37,4	66	6,7%	-2,7%	7,2%	48,8%	-8,0%
Síminn	5,5	916	1,9%	3,0%	1,9%	18,7%	45,2%
Origo	26,2	47	-0,9%	0,0%	-0,2%	16,4%	15,7%
Arion	79,5	1.295	-7,9%	-4,4%	-7,9%	9,1%	17,3%
Kvika	10,8	428	2,1%	-0,5%	3,3%	14,9%	31,7%
Sjóvá	19,5	747	4,3%	-0,8%	4,8%	23,8%	45,8%
VÍS	12,0	1.627	10,7%	3,4%	9,9%	17,1%	24,5%
TM	34,3	356	-3,3%	-3,9%	-3,9%	15,9%	28,8%
Reginn	23,4	807	5,6%	-1,7%	2,2%	20,3%	6,8%
Reitir	78,2	765	7,3%	0,1%	7,1%	7,0%	7,9%
Eik	9,2	544	11,5%	-0,8%	11,7%	19,8%	9,7%
Heimavellir	1,3	1.733,2	17,7%	13,7%	17,7%	13,7%	16,7%

Leiðrétt fyrir arðgreiðslum. Heimild: Kodiak, útreikningar Hagfræðideildar

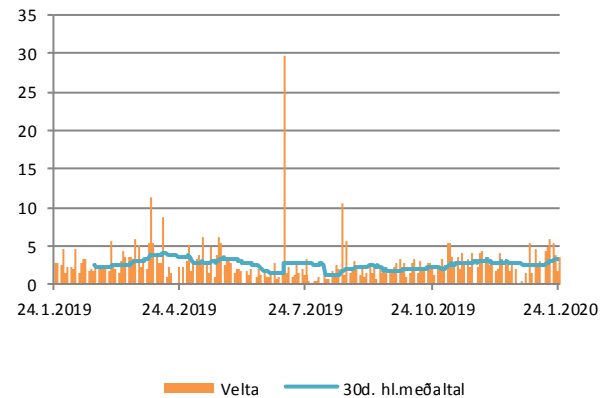
Úrvalsvísitalan



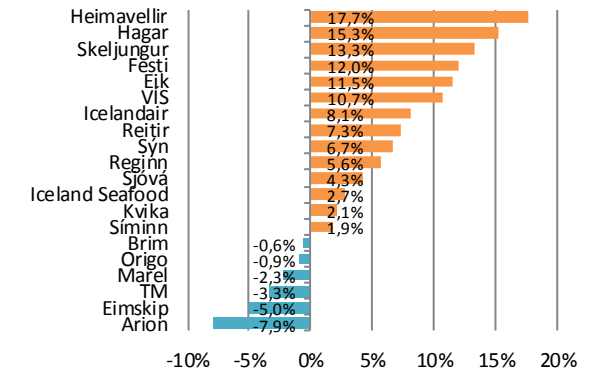
Breyting í vikunni



Velta



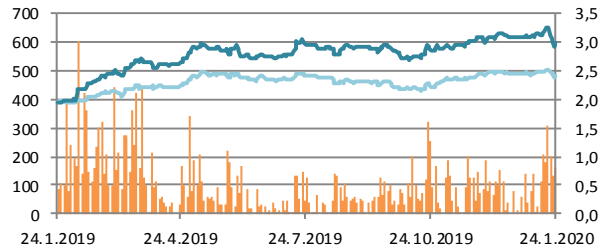
Frá áramótum



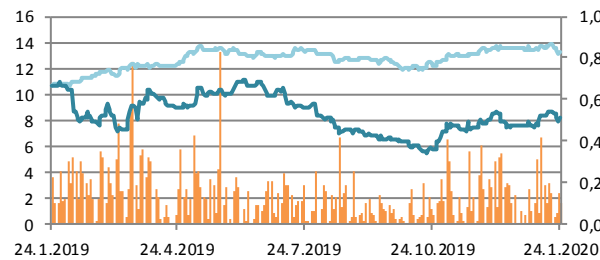
Hlutabréf

— Velta (h.ás, ma.kr./dag)
— Verð
— OMXIB

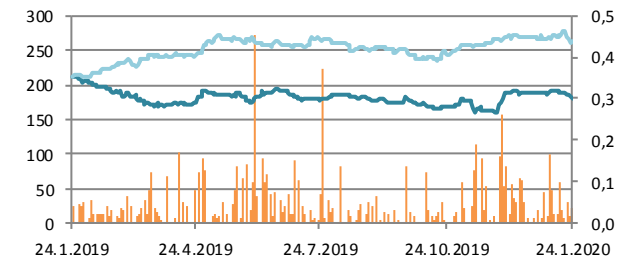
Marel



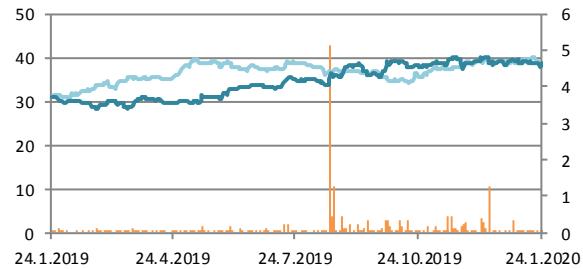
Icelandair



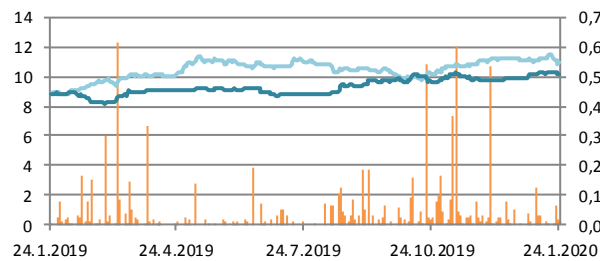
Eimskip



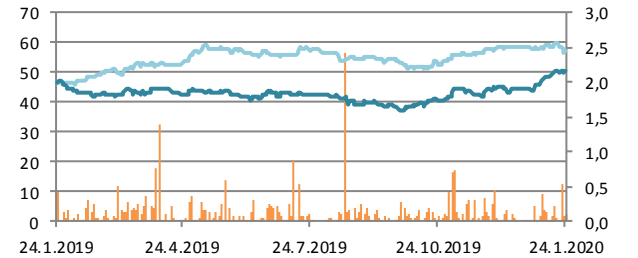
Brim



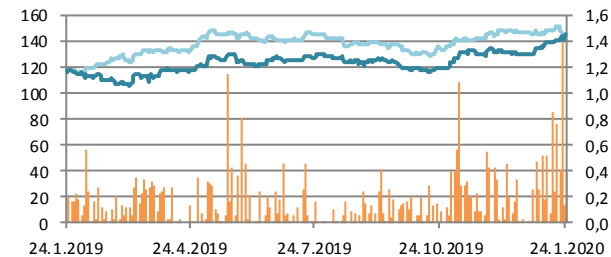
Iceland Seafood



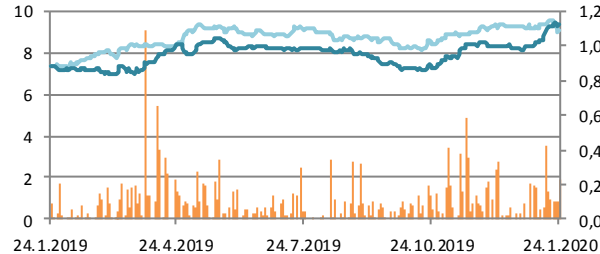
Hagar



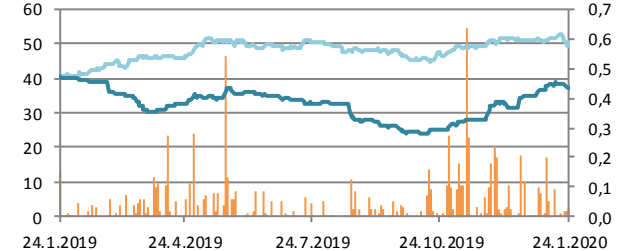
Festi



Skeljungur



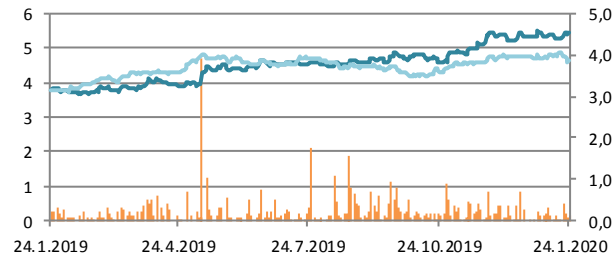
Sýn



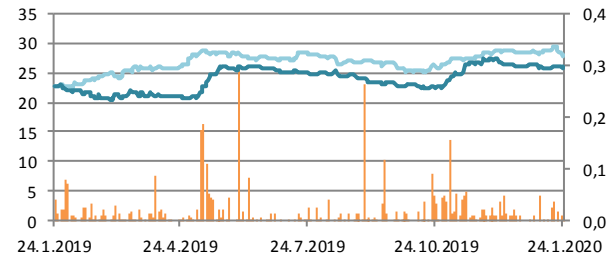
Hlutabréf

— Velta (h.ás, ma.kr./dag)
— Verð
— OMXIB

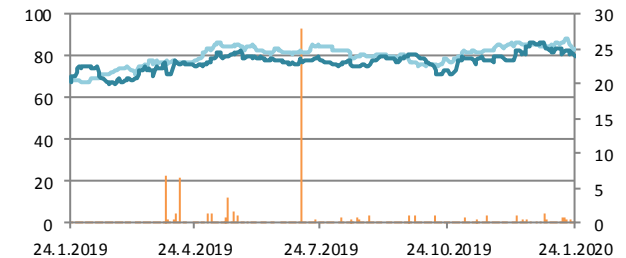
Síminn



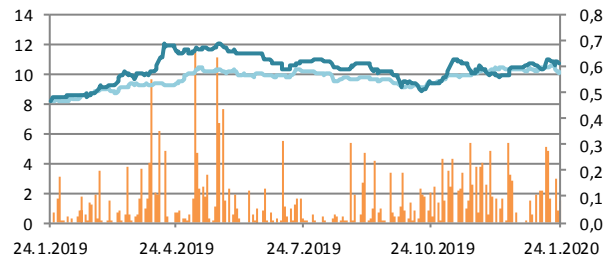
Origo



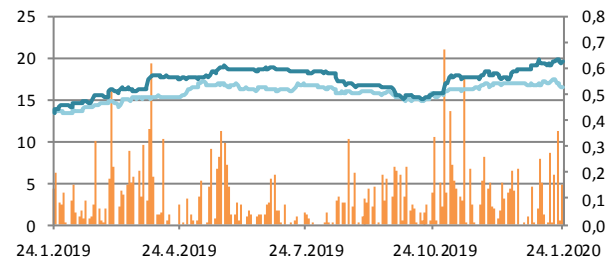
Arion



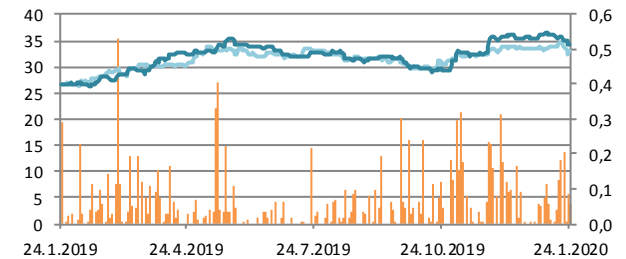
Kvika



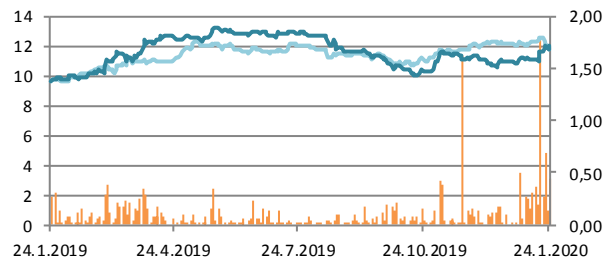
Sjóvá



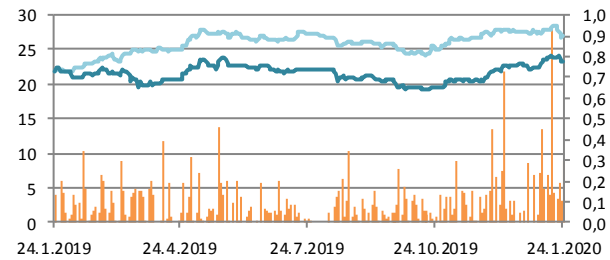
TM



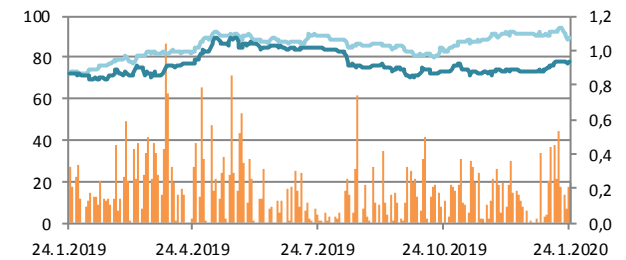
VÍS



Reginn



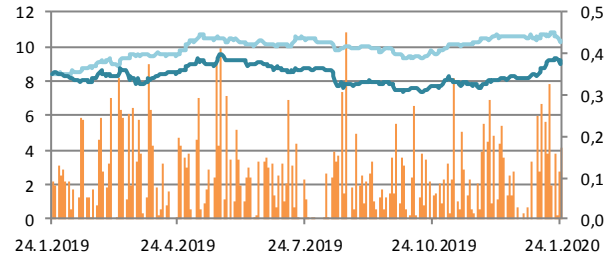
Reitir



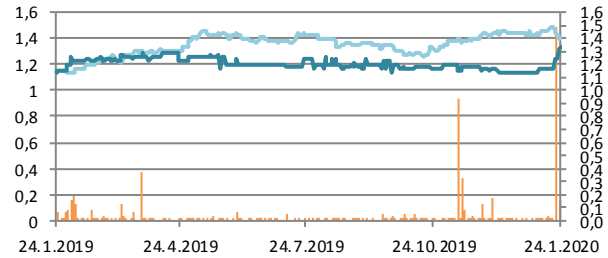
Hlutabréf

- Velta (h.ás, ma.kr./dag)
- Verð
- OMXIB

Eik

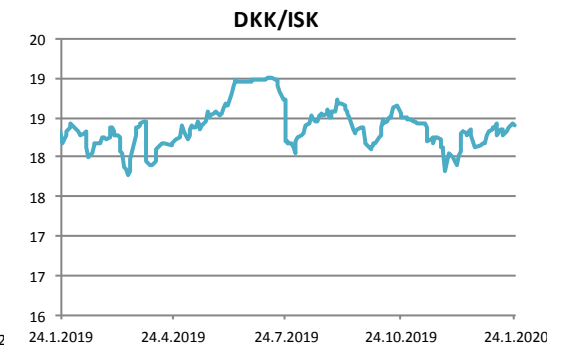
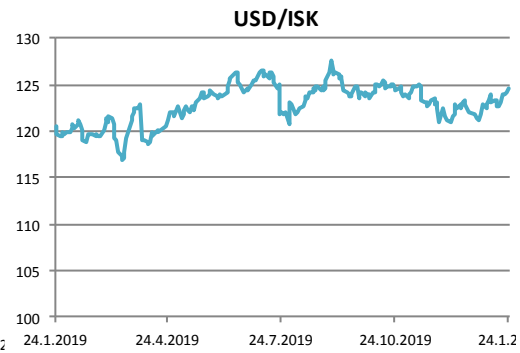
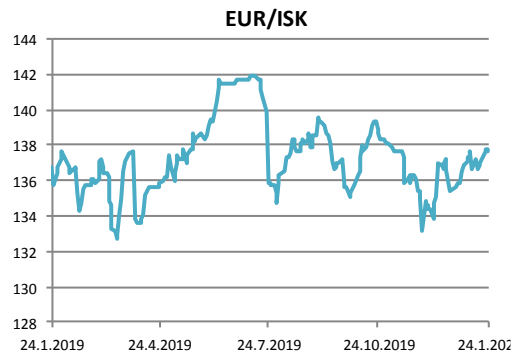


Heimavellir

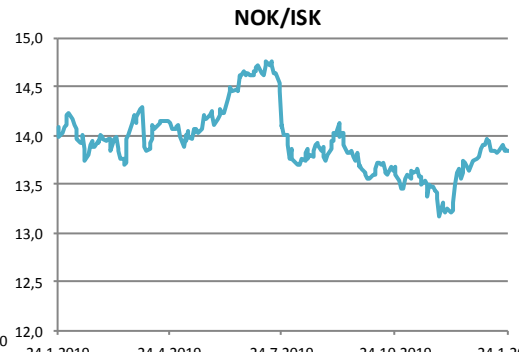
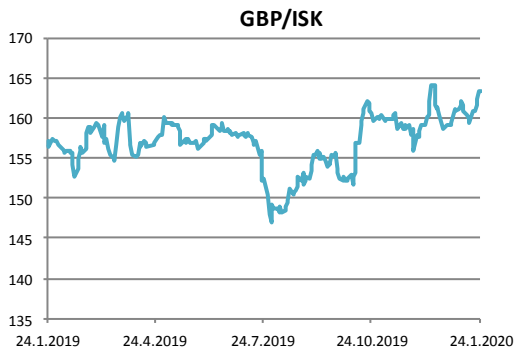
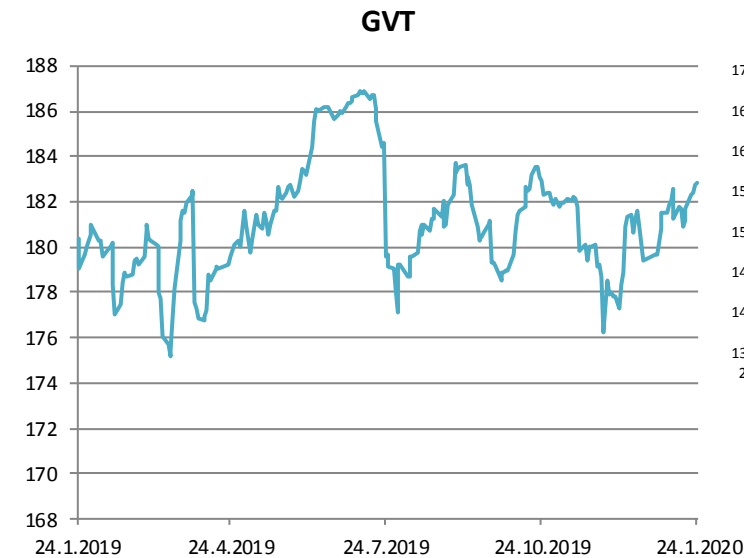


Gjaldeyrismarkaðurinn

Gengi ISK	24.jan	Breyting síðan ...				
		áramót	1V	1M	3M	12M
GVT	182,9	1,8%	0,7%	1,9%	0,0%	1,4%
EUR	137,6	1,3%	0,4%	1,6%	-0,8%	0,6%
USD	124,7	2,9%	1,2%	2,1%	0,0%	3,4%
GBP	163,3	2,4%	1,6%	3,0%	1,6%	3,9%
SEK	13,1	0,5%	0,5%	0,7%	0,8%	-1,7%
DKK	18,4	1,3%	0,4%	1,6%	-0,8%	0,5%
NOK	13,8	0,5%	0,0%	1,5%	1,3%	-1,6%
JPY	1,14	2,0%	1,7%	1,9%	-0,9%	3,6%



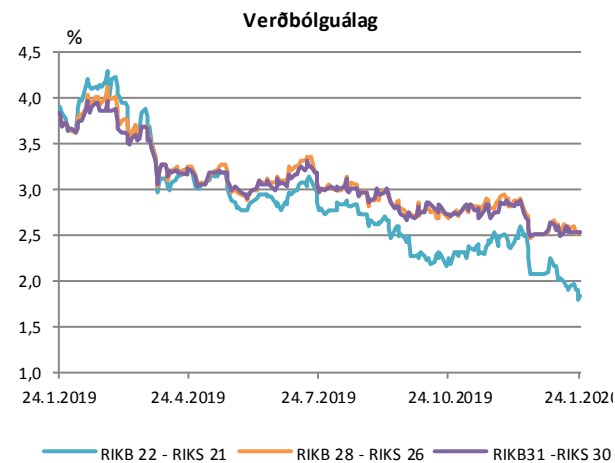
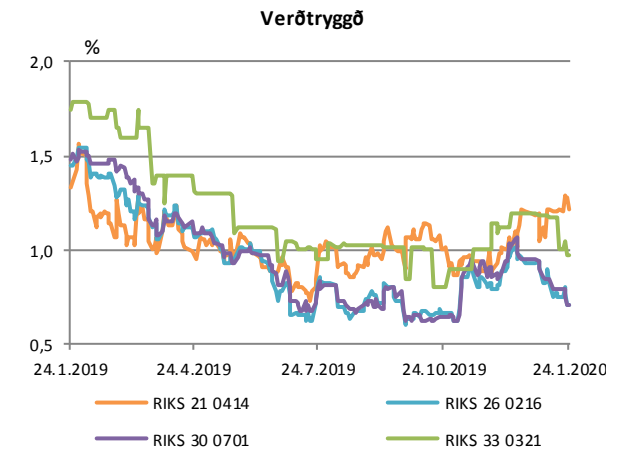
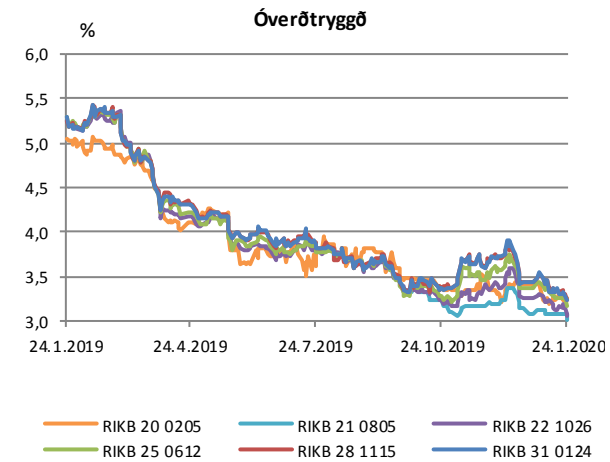
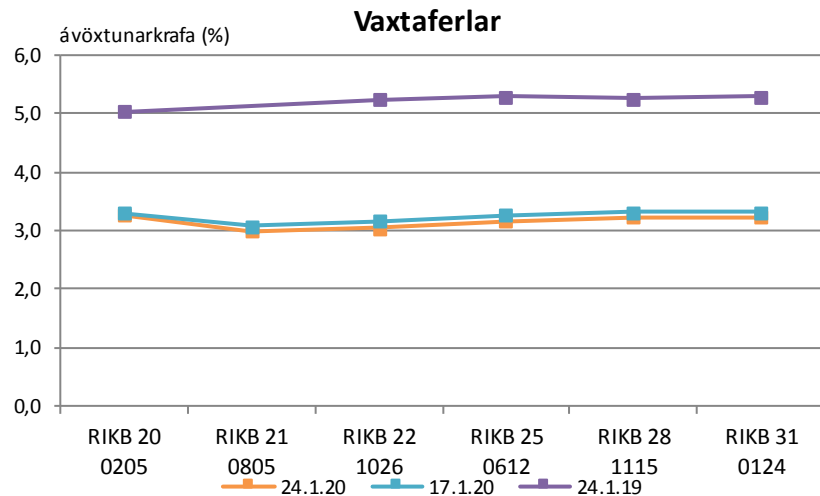
Miðgengi Seðlabanka Íslands. Heimild: Kodiak



Ríkisbréf

	verð	krafa	velta (ma.kr./viku)	árm.	Breyting síðan ...			
					1V	1M	3M	12M
RIKB 20 0205	100,06	3,26	2,0	-0,14	-0,04	-0,14	-0,12	-1,79
RIKB 21 0805	100,72	3,00	0,8	-0,07	-0,07	-0,14	-0,23	
RIKB 22 1026	110,89	3,05	4,4	-0,22	-0,11	-0,22	-0,19	-2,20
RIKB 25 0612	123,57	3,16	4,0	-0,21	-0,10	-0,21	-0,12	-2,14
RIKB 28 1115	113,36	3,23	2,4	-0,21	-0,09	-0,20	-0,13	-2,03
RIKB 31 0124	129,91	3,22	1,3	-0,22	-0,09	-0,22	-0,14	-2,08
RIKS 21 0414	103,08	1,22	1,4	0,03	0,00	0,02	0,22	-0,12
RIKS 26 0216	104,71	0,70	1,2	-0,23	-0,05	-0,23	0,04	-0,75
RIKS 30 0701	125,50	0,70	1,3	-0,24	-0,09	-0,24	0,06	-0,77
RIKS 33 0321	124,94	0,97	0,2	-0,22	-0,03	-0,22	0,17	-0,78

Heimild: Kodiak

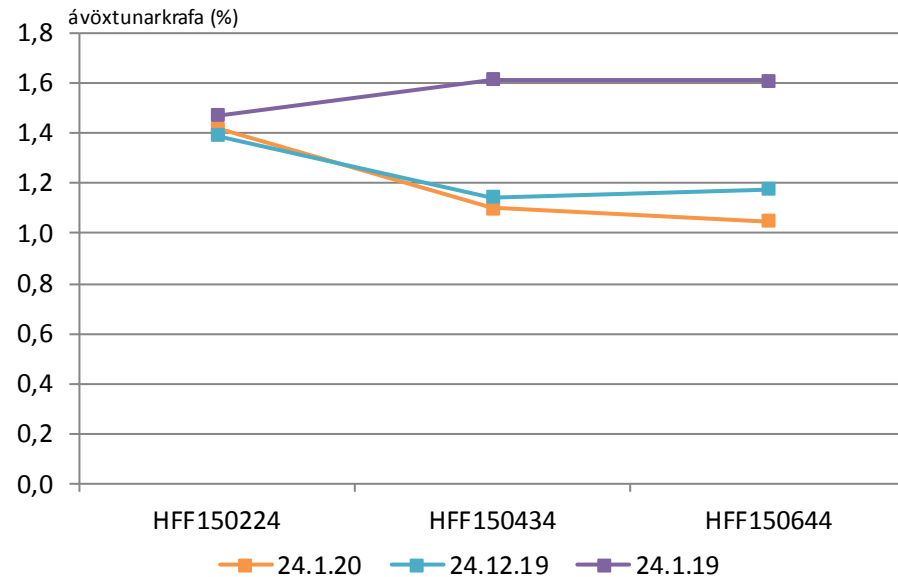


Íbúðabréf

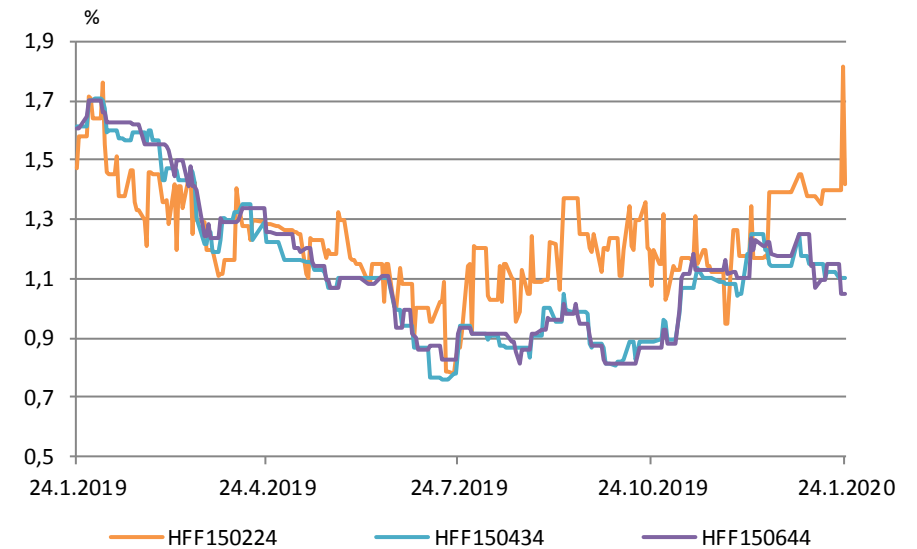
	verð	krafa	velta (ma.kr./viku)	Breyting síðan ...				
				árm.	1V	1M	3M	12M
HFF150224	104,81	1,42	0,3	0,03	0,02	0,03	0,34	-0,05
HFF150434	119,69	1,10	0,3	-0,04	-0,02	-0,04	0,21	-0,51
HFF150644	135,02	1,05	0,1	-0,13	-0,10	-0,13	0,18	-0,56

Heimild: Kodiak

Vaxtaferlar



Þróun á kröfu

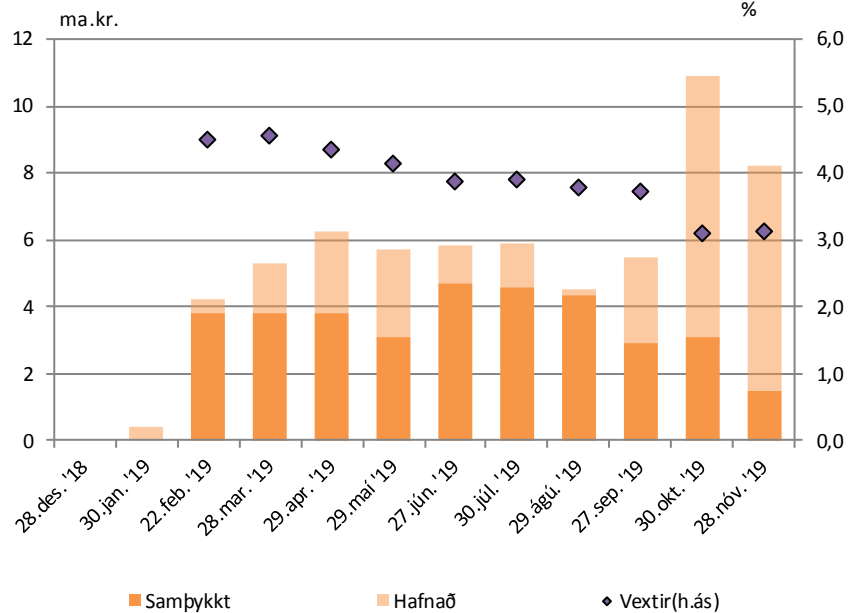


Útboð ríkisvixla

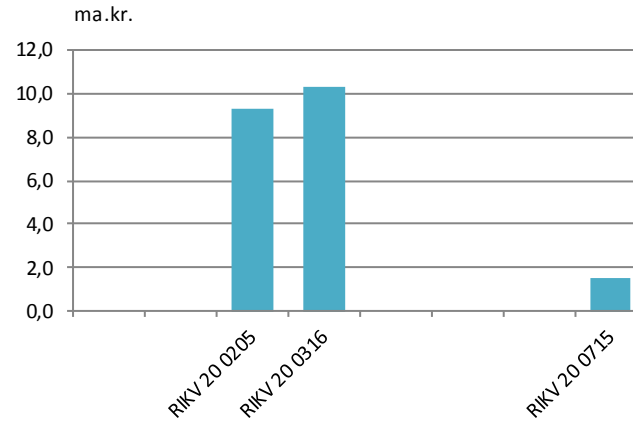
Dags.	Flokkur	Samþykkt	Vextir
28.11.19	RIKV 20 0715	1,5	3,15
31.10.19	RIKV 20 0316	3,1	3,10
27.09.19	RIKV 20 0316	2,9	3,75
29.08.19	RIKV 20 0316	4,3	3,80
30.07.19	RIKV 20 0205	4,6	3,90
27.06.19	RIKV 20 0205	4,7	3,90

Heimild: Lánamál ríkisins

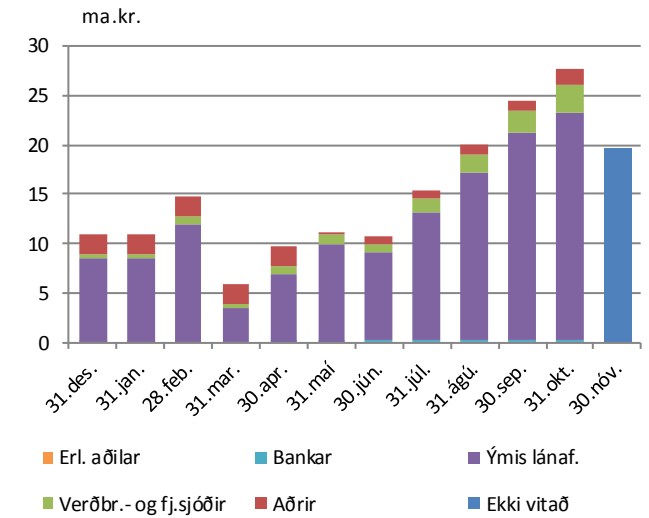
Niðurstaða útboða



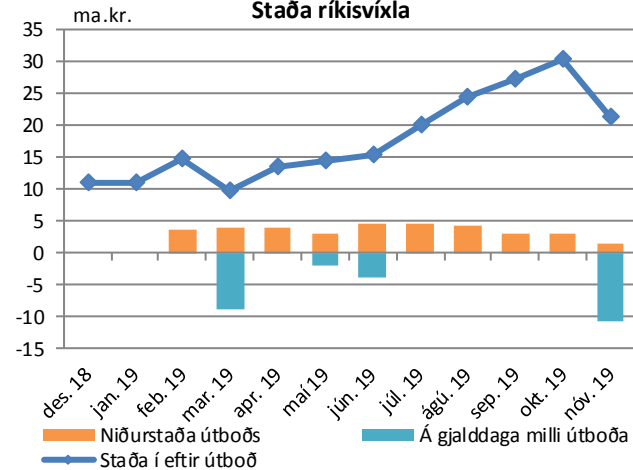
Útistandandi ríkisvixlar



Eigendaskipting



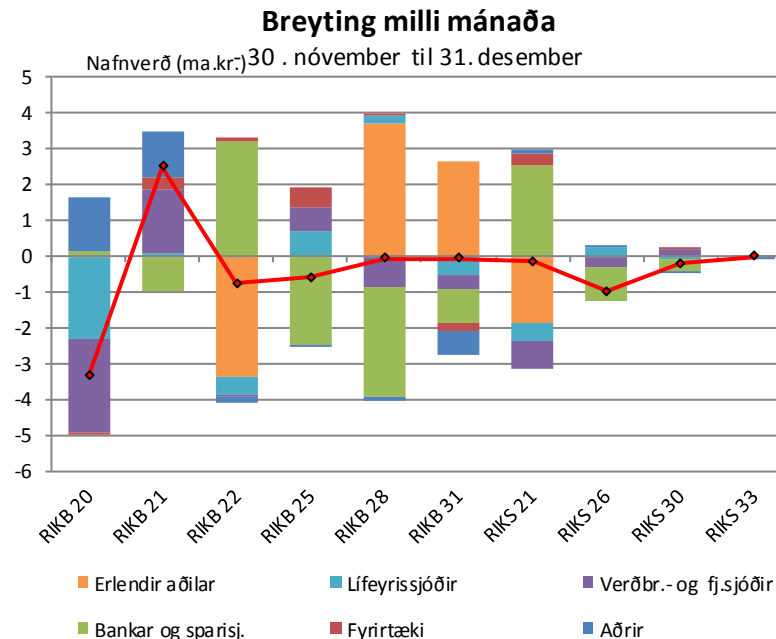
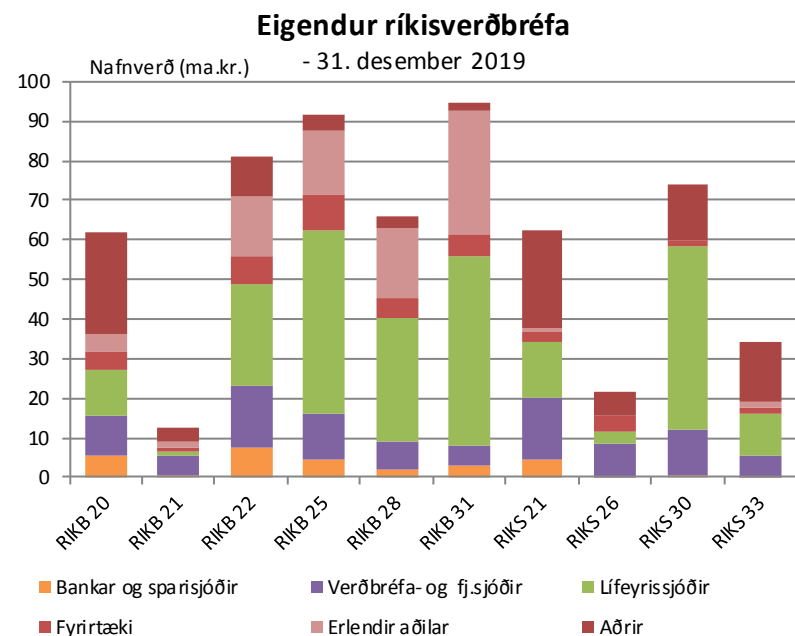
Staða ríkisvixla



Eigendaskipti ríkisbréfa

	Eigendaskipting (ma.kr.)									
	RIKB 20	RIKB 22	RIKB 25	RIKB 28	RIKB 31	RIKS 21	RIKS 26	RIKS 30	RIKS 33	Alls
Bankar og sparisjóðir	5,2	7,6	4,2	1,8	3,0	4,2	0,1	0,3	0,1	26,5
Verðbréfa- og fj.sjóðir	10,4	15,5	11,7	7,1	4,9	16,0	8,3	11,9	5,3	91,0
Lífeyrissjóðir	11,8	25,7	46,7	31,5	47,9	13,9	3,3	46,2	11,0	237,9
Fyrirtæki	4,1	6,8	8,9	4,9	5,6	2,7	4,0	1,4	1,0	39,5
Aðrir	25,9	9,8	4,0	3,0	2,0	24,5	5,8	14,3	14,9	104,2
Erlendir aðilar	4,7	15,5	15,9	17,9	31,0	0,9	0,0	0,0	1,9	87,8
Nafnverð alls (ma.kr)	62,1	81,0	91,5	66,2	94,5	62,2	21,4	74,1	34,2	587,0

Heimild: Lánamál ríkisins

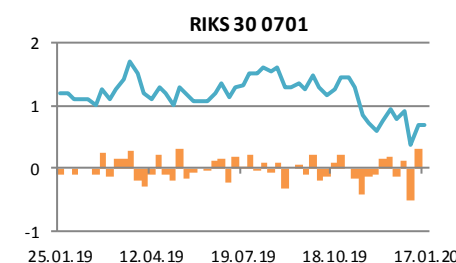
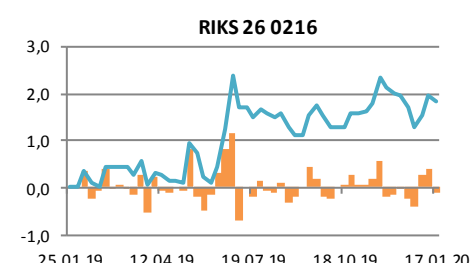
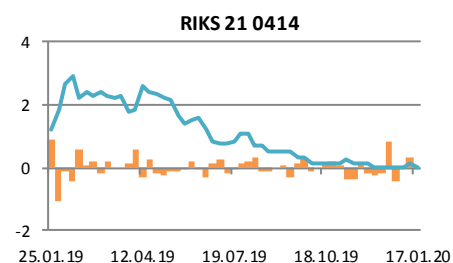
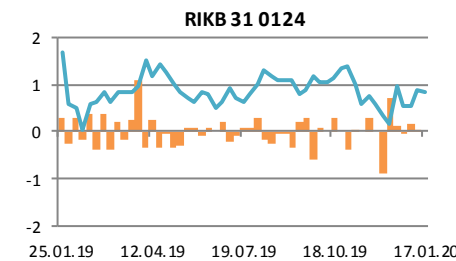
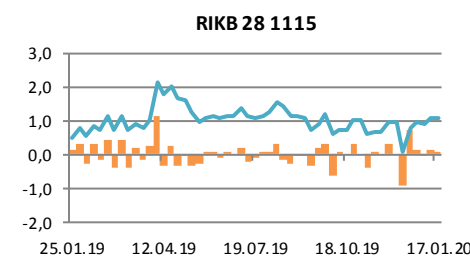
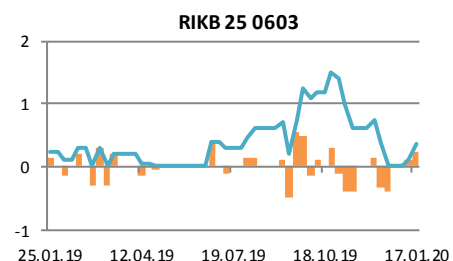
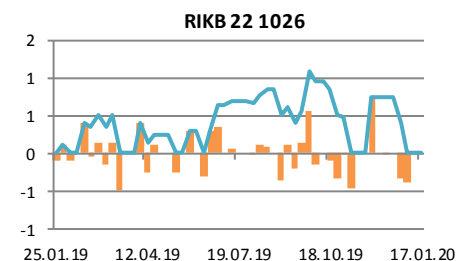
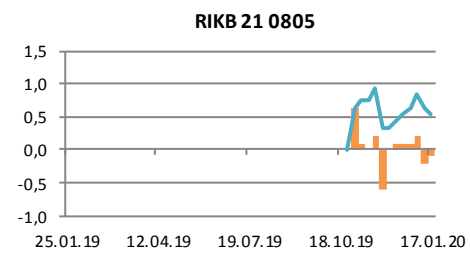
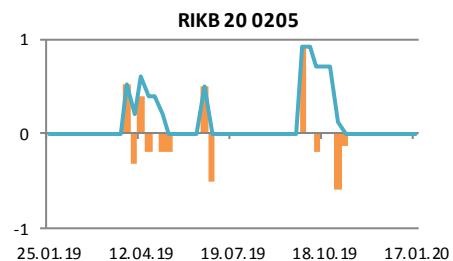
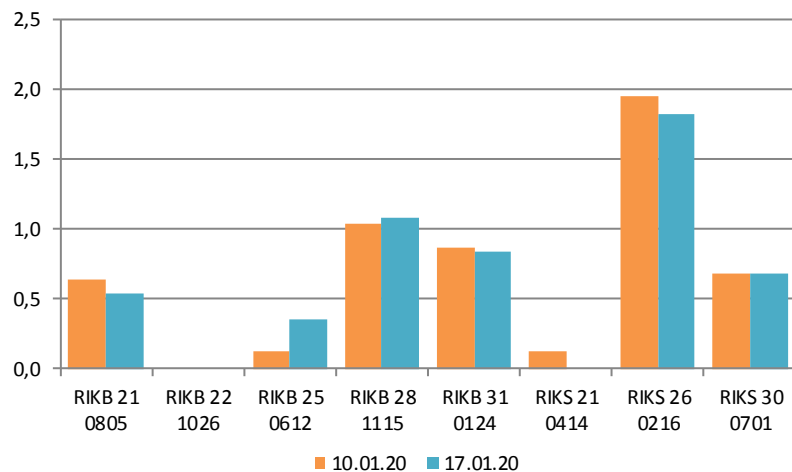


Verðbréfalán

Flokkur	Nafnverð (m.kr.)	Breyting síðan				
		1V	4V	12V	26V	52V
RIKB 21 0805	543	-100	0	543	543	543
RIKB 22 1026	0	0	-735	-500	-700	0
RIKB 25 0612	350	230	350	-1.150	50	100
RIKB 28 1115	1.077	37	292	77	27	577
RIKB 31 0124	836	-34	-129	-514	186	-849
RIKS 21 0414	0	-120	0	-150	-850	-1.200
RIKS 26 0216	1.827	-130	132			
RIKS 30 0701	680	0	-100	-770	-644	-520

Heimild: Lánamál Ríkisins

Breyting milli vikna



Innihald og form skjals þessa er unnið af starfsmönnum Hagfræðideildar Landsbankans hf. (hagfraedideild@landsbankinn.is) og byggist á aðgengilegum opinberum upplýsingum á þeim tíma sem greiningin var unnin. Mat á þeim upplýsingum endurspeglar skoðanir starfsmanna Hagfræðideildar Landsbankans á þeim degi þegar greiningin er dagsett, en þær geta breyst án fyrirvara.

Landsbankinn hf. og starfsfólk hans taka ekki ábyrgð á viðskiptum sem byggð eru á þeim upplýsingum og skoðunum sem hér eru settar fram.

Bent skal á að Landsbankinn hf. getur á hverjum tíma haft beinna eða óbeinna hagsmuna að gæta, ýmist sjálfur, dótturfélög hans eða fyrir hönd viðskiptamanna, s.s. sem fjárfestir, lánardrottinn eða þjónustuaðili. Greiningar eru engu að síður unnar sjálfstætt af Hagfræðideild Landsbankans og innan Landsbankans eru í gildi reglur um aðskilnað starfssviða sem eru aðgengilegar á vef bankans.

