

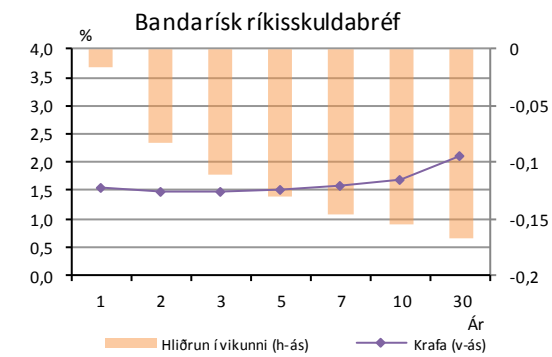
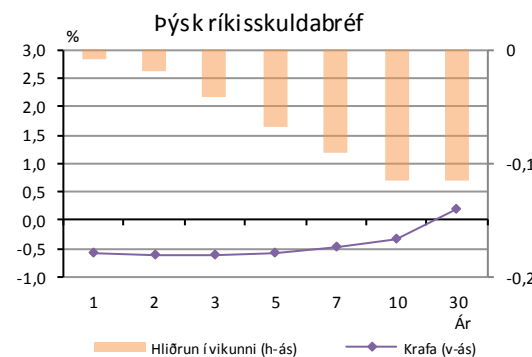


Vikubyrjun
Erlendar markaðsupplýsingar
27. janúar 2020

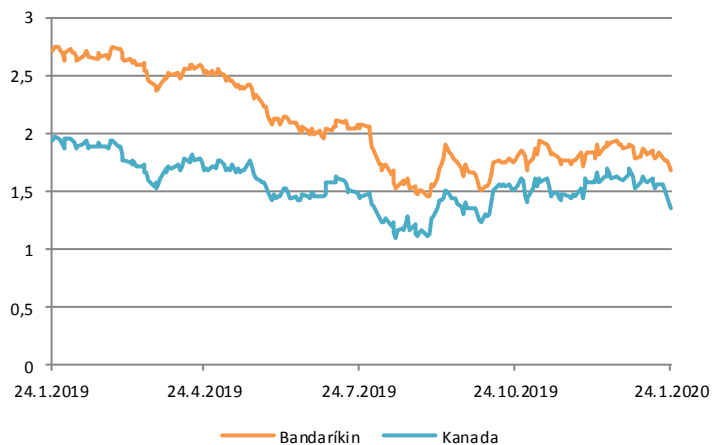
Ríkisskuldabréf

Ávöxtunarkrafa 10 ára bréf	%	Breyting síðan ...				
		Áram.	1V	1M	3M	12M
Þýskaland	-0,33	-0,14	-0,12	0,02	0,23	-0,51
Frakkland	-0,08	-0,20	-0,12	-0,03	0,19	-0,66
Bretland	0,56	-0,26	-0,07	-0,14	0,09	-0,70
Bandaríkin	1,68	-0,23	-0,16	-0,10	0,04	-1,03
Kanada	1,36	-0,34	-0,20	-0,10	0,01	-0,57
Portugal	0,34	-0,11	-0,05	-0,07	0,16	-1,34
Ítalía	1,23	-0,20	-0,16	-0,11	0,37	-1,44
Spánn	0,35	-0,12	-0,12	-0,08	0,18	-0,90
Grikkland	1,32	-0,13	-0,11	-0,16	-0,05	-2,83

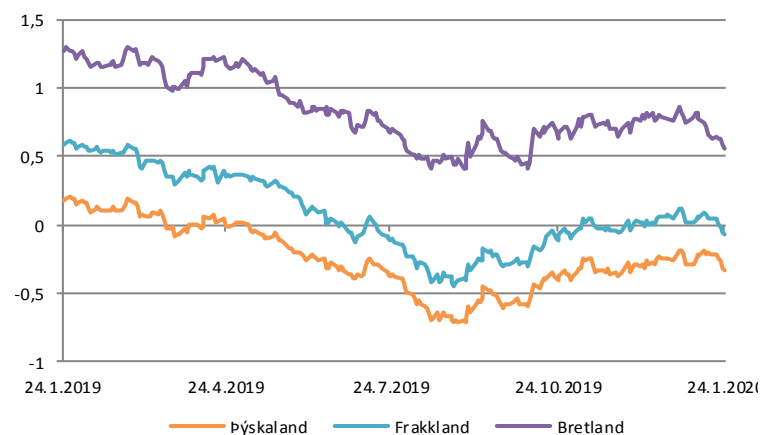
Heimild: Thomson Reuters Eikon



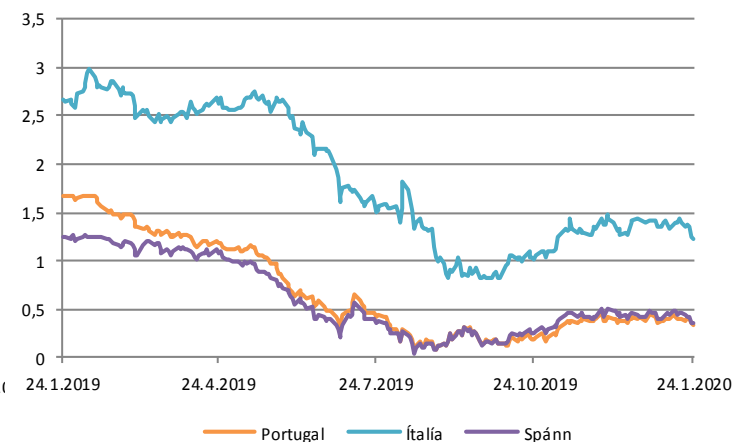
Norður Ameríka



Kjarnaríki Evrópu



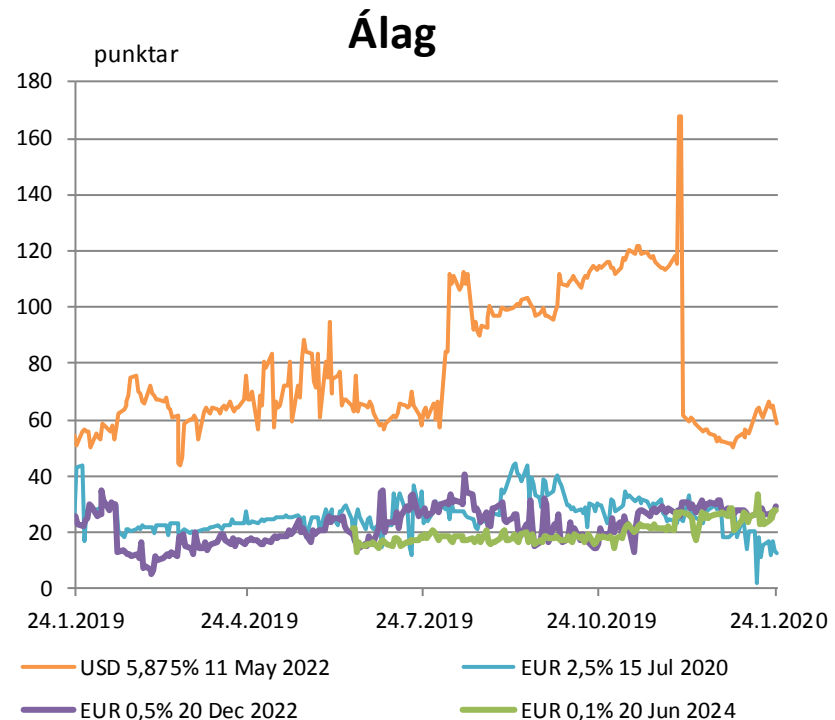
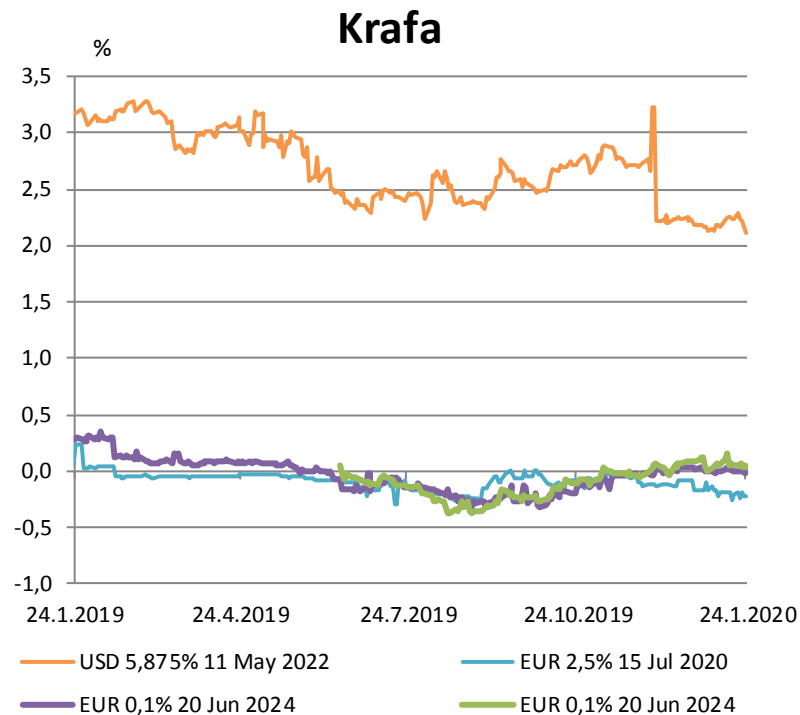
Jaðarríki Evrópu



Erlend skuldabréf ríkissjóðs

	Útgefið (m)	Eftirstöðvar (m)	Krafa (%)	Álag* (punktar)	Breyting á álagi síðan ...				
					áram.	1V	1M	3M	12M
USD 5,875% 11 May 2022	1.000	92	2,113	2	0	0	-1	0	-1
EUR 2,5% 15 Jul 2020	750	292	-0,231	0	0	0	0	0	0
EUR 0,5% 20 Dec 2022	500	500	-0,013	0	0	0	0	0	0
EUR 0,1% 20 Jun 2024	500	500	0,026	0	0	0	0	0	0

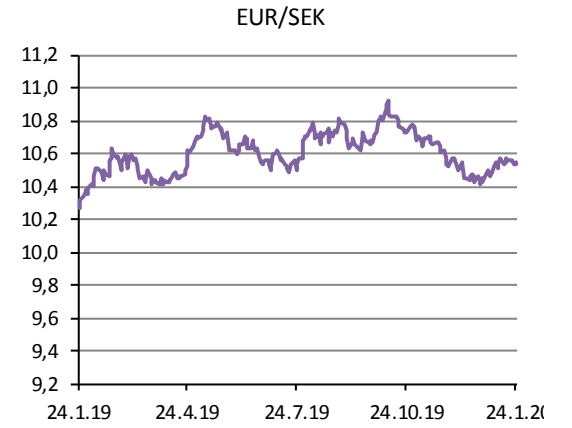
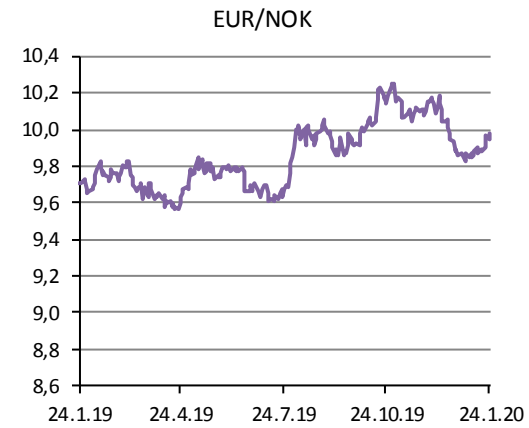
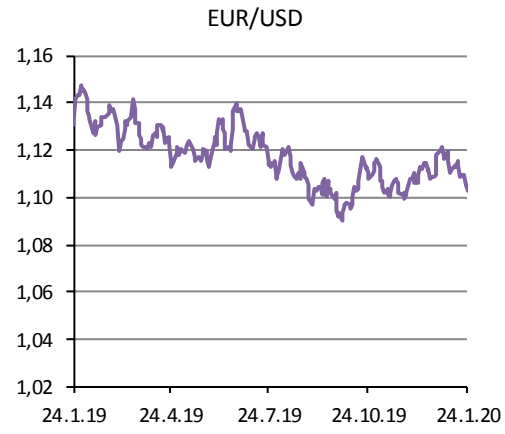
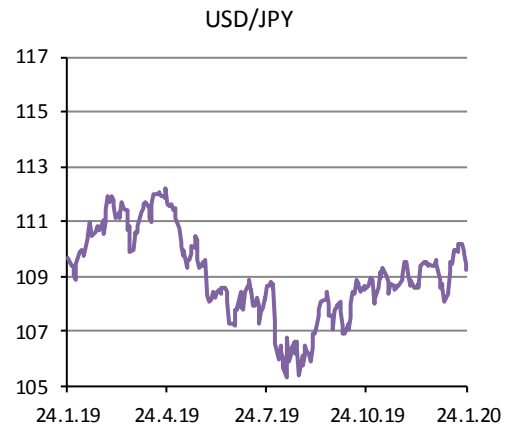
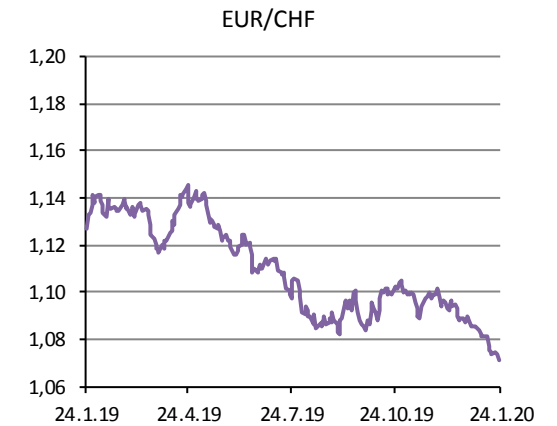
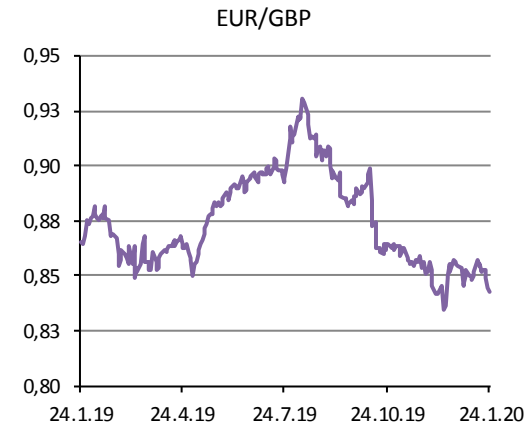
*) álag á þýskt/bandarísk ríkisskuldabréf (z-curve) Heimild: Thomson Reuters Eikon



Gjaldmiðlakrossar

	24.jan	Áramót	Breyting síðan ...			
			1V	1M	3M	12M
EUR/USD	1,10	-1,7%	-0,6%	0,1%	0,9%	-2,5%
EUR/GBP	0,84	-0,2%	-1,1%	-1,0%	-5,1%	-2,6%
EUR/CHF	1,07	-1,3%	-0,3%	-2,8%	-1,4%	-5,0%
USD/JPY	109,3	0,6%	-0,8%	-0,2%	1,4%	-0,3%
EUR/NOK	9,98	1,3%	0,9%	-1,8%	0,0%	2,7%
EUR/SEK	10,55	0,5%	-0,1%	0,0%	-2,3%	2,7%

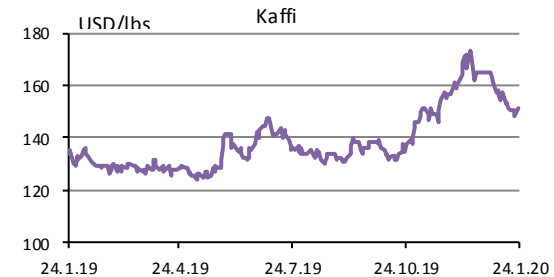
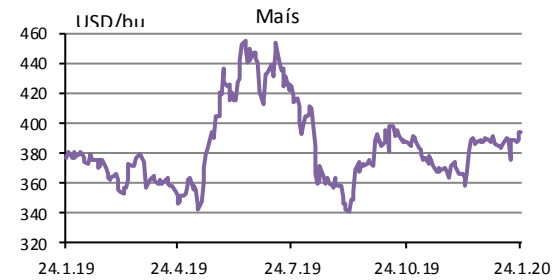
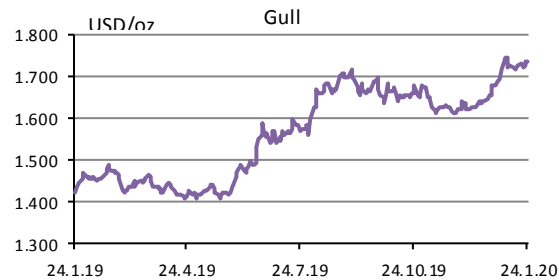
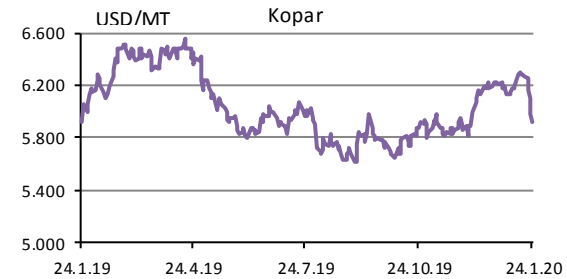
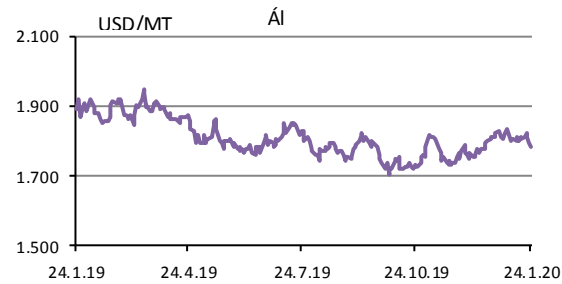
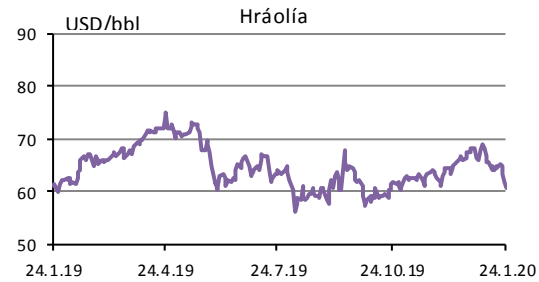
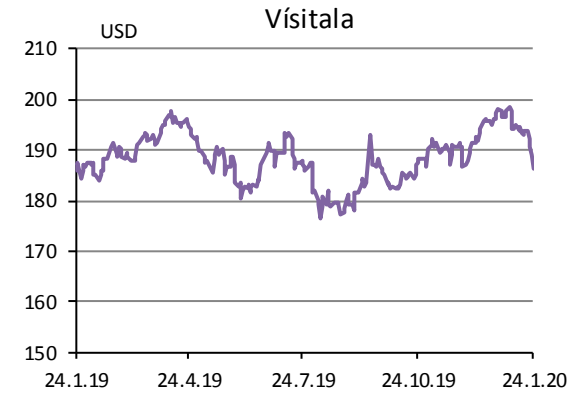
Heimild: Thomson Reuters Eikon



Hrávörur

Heimsmarkaðsverð		Breyting síðan ...				
		Áram.	1V	1M	3M	12M
Thomson Reuters hrávöru vístala	186,2	-5,3%	-3,9%	-0,3%	1,5%	0,1%
Brent Crude Oil Future (USD/bbl)	60,5	-8,8%	-6,4%	-3,4%	1,9%	-0,9%
LME 3M Aluminum (USD/MT)	1781,0	-1,6%	-1,3%	0,6%	2,4%	-5,8%
LME 3M Copper (USD/MT)	5926,0	-4,0%	-5,5%	1,1%	4,2%	0,1%
Gold Spot (USD/OZ)	1734,8	2,6%	0,3%	7,0%	6,1%	21,7%
Corn Future (USD/bu)	393,8	1,5%	1,2%	6,1%	0,3%	4,4%
Coffee Columbia (USD/lb)	151,0	-8,6%	0,2%	-3,8%	8,8%	12,9%

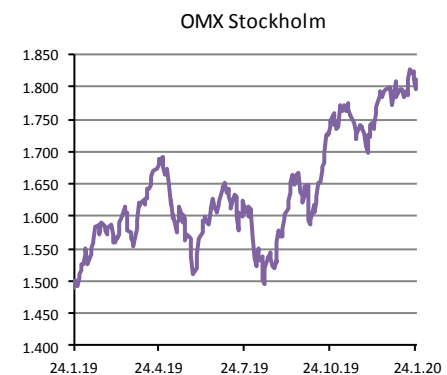
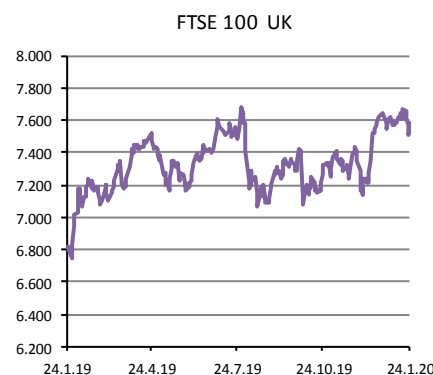
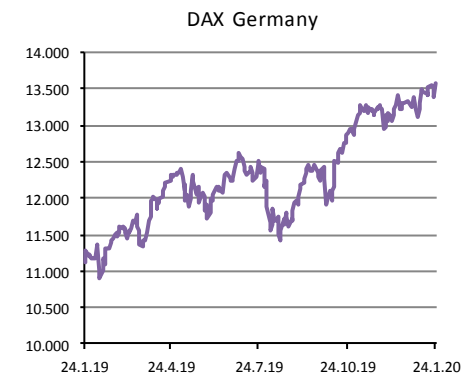
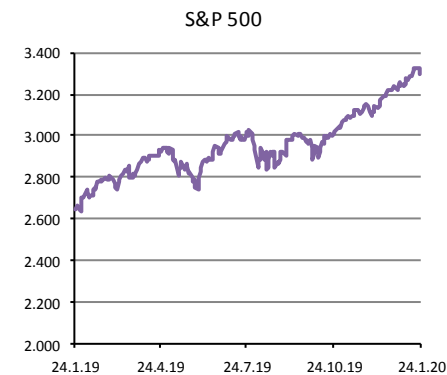
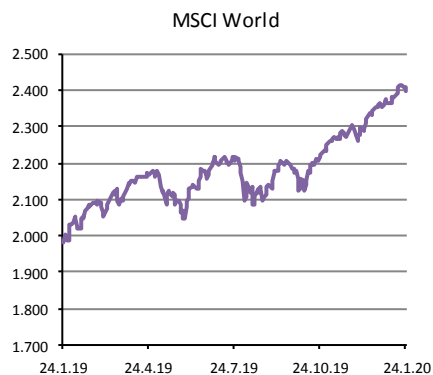
Heimild: Thomson Reuters Datastream



Hlutabréfavísitölur

Hlutabréfavísitala	24.jan	Breyting síðan ...				
		Áram.	1V	1M	3M	12M
MSCI WORLD	2.395,3	1,6%	-0,8%	4,5%	11,0%	20,8%
USA / Canada						
S&P 500	3.295,5	2,0%	-1,0%	4,9%	12,1%	24,7%
NASDAQ	9.141,5	4,7%	-0,4%	8,8%	19,0%	36,4%
S&P/TSX Toronto	17.565,3	2,9%	0,0%	3,1%	6,8%	15,0%
Europe						
FTSE 100 UK	7.586,0	0,6%	-1,2%	3,3%	3,1%	11,2%
CAC 40 France	6.024,3	0,8%	-1,3%	2,0%	7,6%	23,7%
DAX Germany	13.576,7	2,5%	0,4%	2,6%	10,7%	22,0%
IBEX 35 Spain	9.562,0	0,1%	-1,2%	2,2%	4,3%	4,5%
FTSE Italy AllShare	26.115,6	1,9%	-0,7%	2,6%	9,4%	21,4%
AEX Amsterdam	614,2	1,6%	-0,2%	2,8%	7,0%	20,4%
SMI Switzerland	10.849,8	2,2%	0,1%	3,4%	9,0%	21,4%
Nordic						
OMX Stockholm	1.812,8	2,3%	-0,7%	4,8%	10,8%	21,8%
OMX Copenhagen	1.193,6	5,1%	1,3%	7,7%	16,8%	28,3%
OBX Oslo	1.812,8	2,3%	-0,7%	4,8%	10,8%	21,8%
OMX Iceland	1.529,0	0,8%	-3,5%	2,0%	10,0%	22,0%
Other						
CSI 300 Shanghai	4.004	-2,3%	-3,6%	4,6%	5,0%	26,8%
MICEX Russia	1.600	3,3%	-2,3%	11,2%	20,3%	34,6%

Heimild: Thomson Reuters Eikon



Innihald og form skjals þessa er unnið af starfsmönnum Hagfræðideildar Landsbankans hf. (hagfraedideild@landsbankinn.is) og byggist á aðgengilegum opinberum upplýsingum á þeim tíma sem greiningin var unnin. Mat á þeim upplýsingum endurspeglar skoðanir starfsmanna Hagfræðideildar Landsbankans á þeim degi þegar greiningin er dagsett, en þær geta breyst án fyrirvara.

Landsbankinn hf. og starfsfólk hans taka ekki ábyrgð á viðskiptum sem byggð eru á þeim upplýsingum og skoðunum sem hér eru settar fram.

Bent skal á að Landsbankinn hf. getur á hverjum tíma haft beinna eða óbeinna hagsmuna að gæta, ýmist sjálfur, dótturfélög hans eða fyrir hönd viðskiptamanna, s.s. sem fjárfestir, lánardrottinn eða þjónustuaðili. Greiningar eru engu að síður unnar sjálfstætt af Hagfræðideild Landsbankans og innan Landsbankans eru í gildi reglur um aðskilnað starfssviða sem eru aðgengilegar á vef bankans.

