



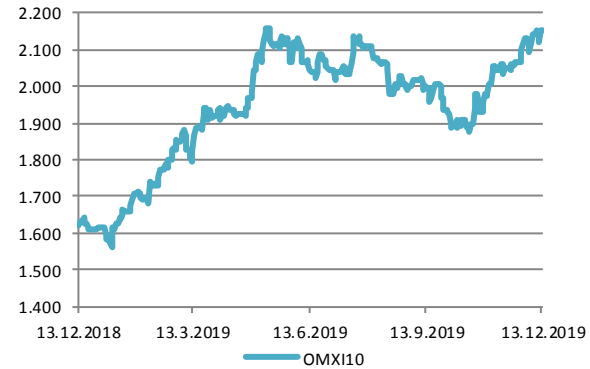
Vikubyrjun
Innlendar markaðsupplýsingar
16. desember 2019

Hlutabréf

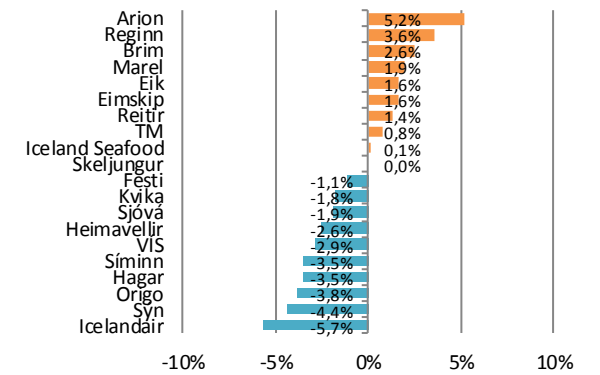
Félag	Verð	Velta (m.kr.)	Breyting síðan ...				
			áramót	1V	1M	3M	12M
OMX10	2153,2	14.571	33,4%	0,4%	5,8%	7,8%	32,8%
Marel	629,0	2.275	72,6%	1,9%	7,2%	8,7%	68,0%
Icelandair	8,0	1.067	-16,9%	-5,7%	6,6%	17,4%	-10,1%
Eimskip	190,5	249,3	-14,7%	1,6%	14,8%	8,5%	-15,5%
Brim	40,0	984,2	22,5%	2,6%	4,8%	8,4%	22,5%
Iceland Seafo	9,8	72	12,8%	0,1%	-3,3%	1,1%	9,1%
Hagar	43,6	400	-6,4%	-3,5%	0,3%	10,9%	-6,0%
Festi	131,0	789	13,4%	-1,1%	0,4%	4,2%	12,7%
Skeljungur	8,3	657	16,2%	0,0%	5,3%	7,9%	15,7%
Sýn	31,6	208	-24,5%	-4,4%	12,3%	20,2%	-23,7%
Síminn	5,2	910	40,3%	-3,5%	7,9%	10,9%	39,9%
Origo	26,4	118	14,7%	-3,8%	5,4%	11,9%	16,8%
Arion	82,4	2.469	24,7%	5,2%	7,9%	4,7%	16,0%
Kvika	9,9	270	18,6%	-1,8%	-8,5%	-3,9%	16,9%
Sjóvá	17,7	454	31,1%	-1,9%	1,4%	5,7%	34,5%
VÍS	10,7	434	15,7%	-2,9%	-5,3%	-7,0%	15,8%
TM	36,1	371	43,2%	0,8%	12,1%	13,4%	37,1%
Reginn	22,8	1.154	8,1%	3,6%	12,6%	10,0%	11,5%
Reitir	74,6	1.013	3,8%	1,4%	4,0%	-1,1%	5,8%
Eik	8,2	676	2,4%	1,6%	6,3%	3,3%	4,3%
Heimavellir	1,1	52,3	0,0%	-2,6%	-1,7%	-5,8%	1,8%

Leiðrétt fyrir arðgreiðslum. Heimild: Kodiak, útreikningar Hagfræðideildar

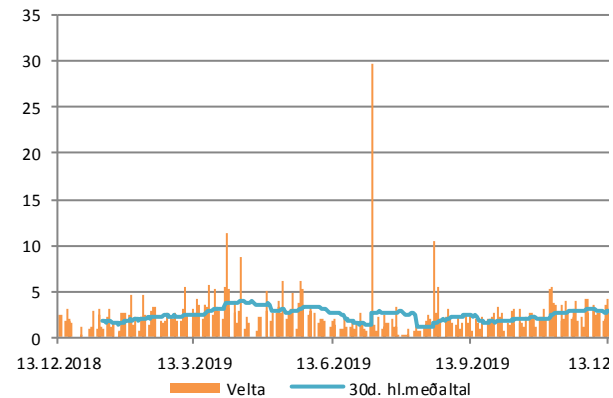
Úrvalsvísitalan



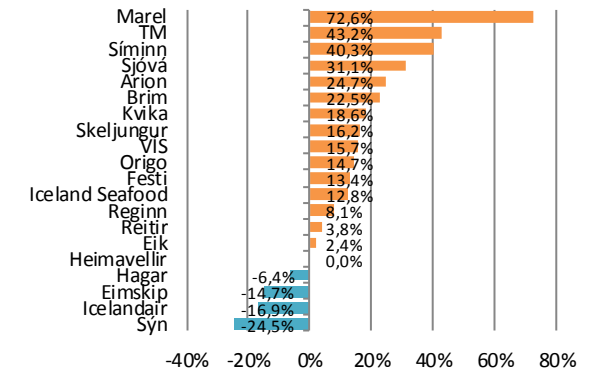
Breyting í vikunni



Velta



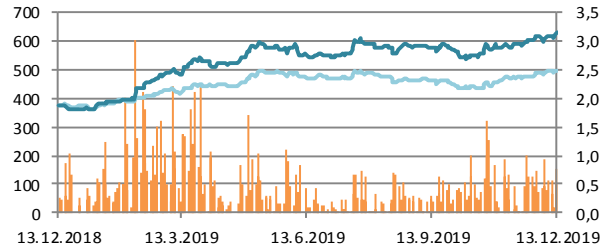
Frá áramótum



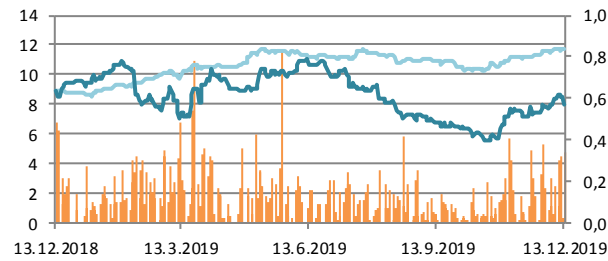
Hlutabréf

— Velta (h.ás, ma.kr./dag)
— Verð
— OMXIB

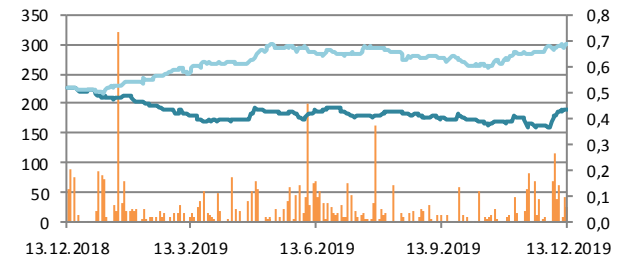
Marel



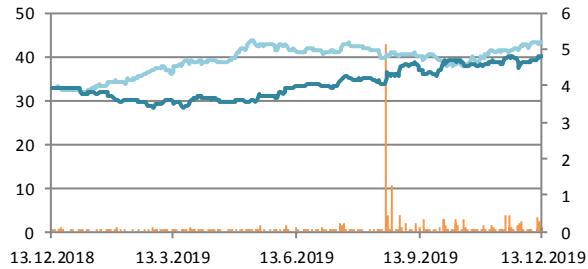
Icelandair



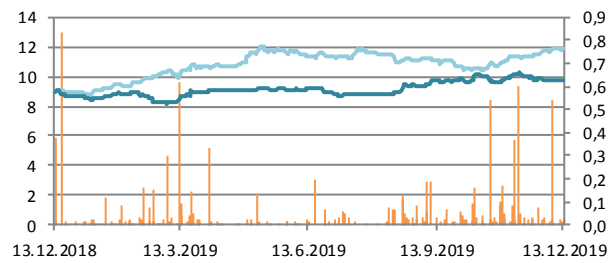
Eimskip



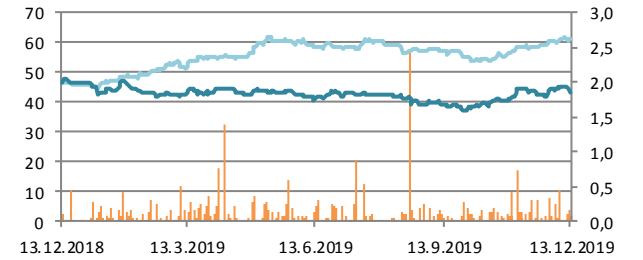
Brim



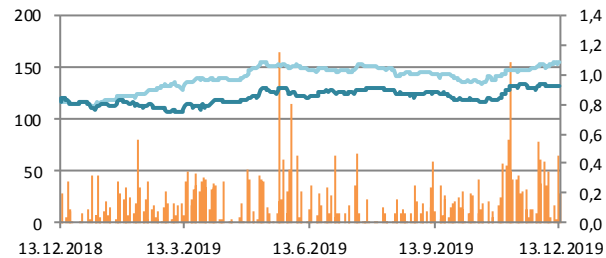
Iceland Seafood



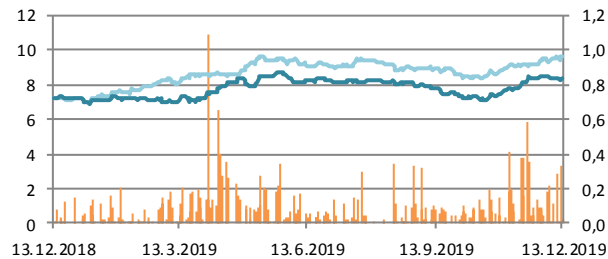
Hagar



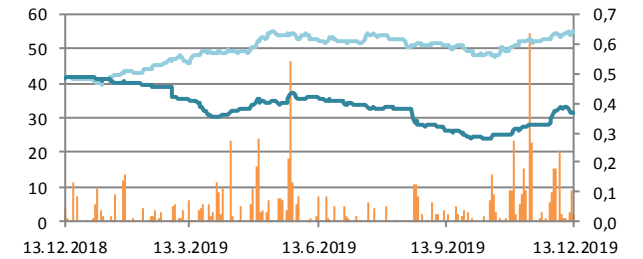
Festi



Skeljungur



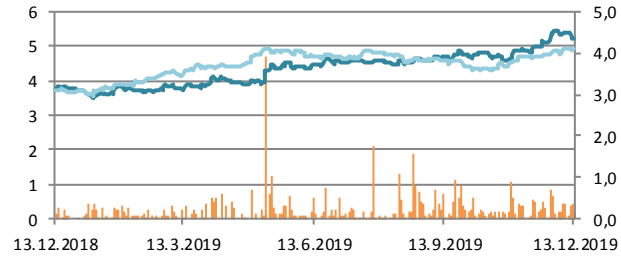
Sýn



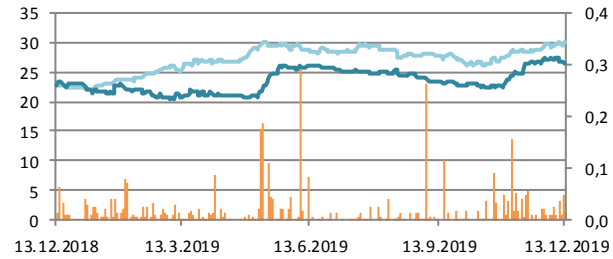
Hlutabréf

— Velta (h.ás, ma.kr./dag)
— Verð
— OMXIB

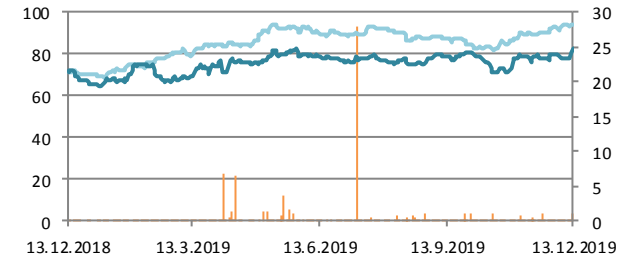
Síminn



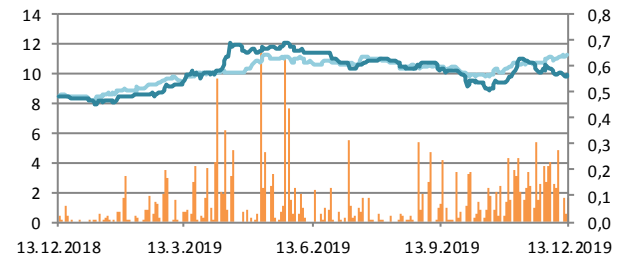
Origo



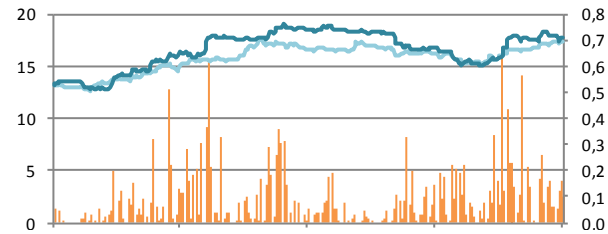
Arion



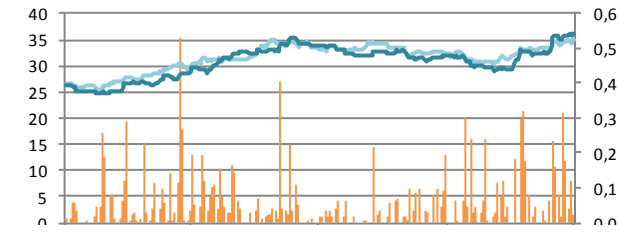
Kvika



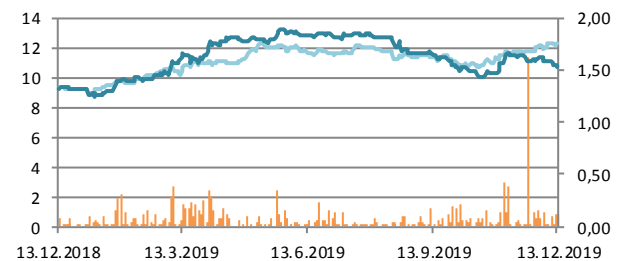
Sjóvá



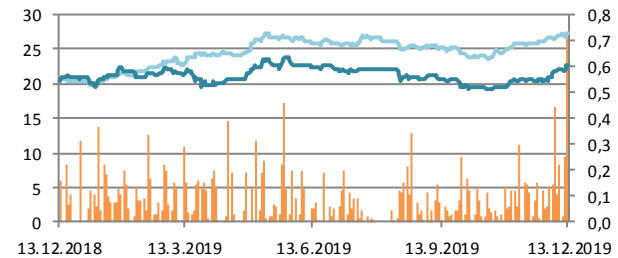
TM



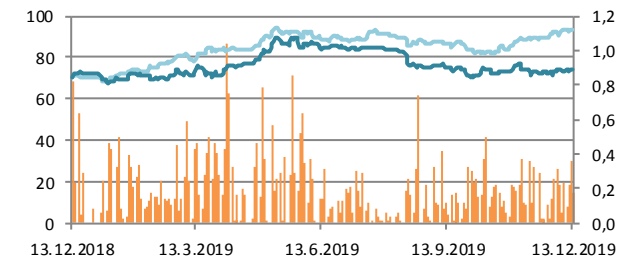
VÍS



Reginn



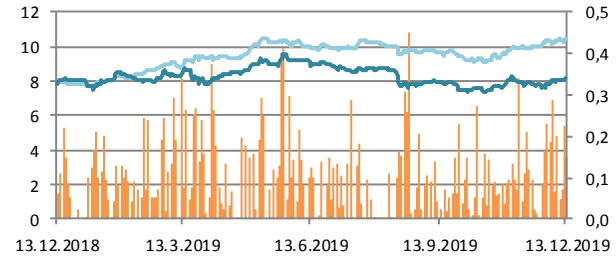
Reitir



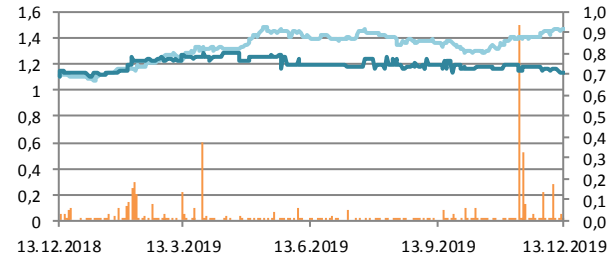
Hlutabréf

- Velta (h.ás, ma.kr./dag)
- Verð
- OMXIB

Eik



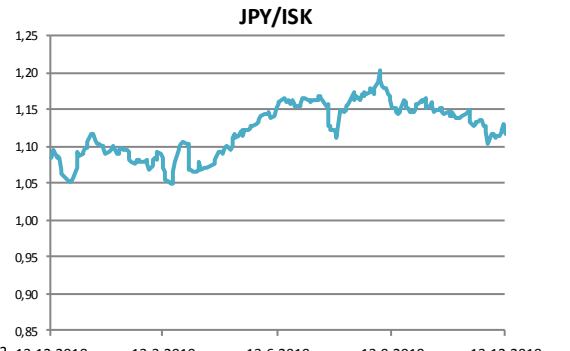
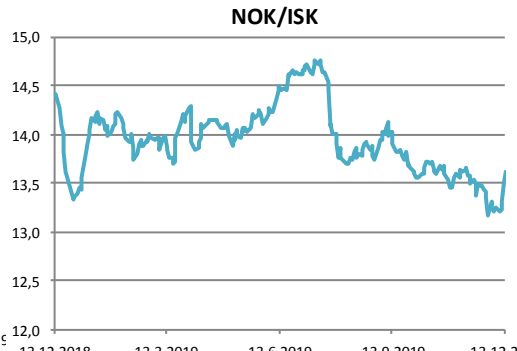
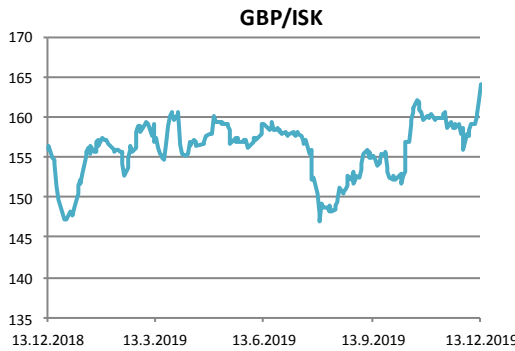
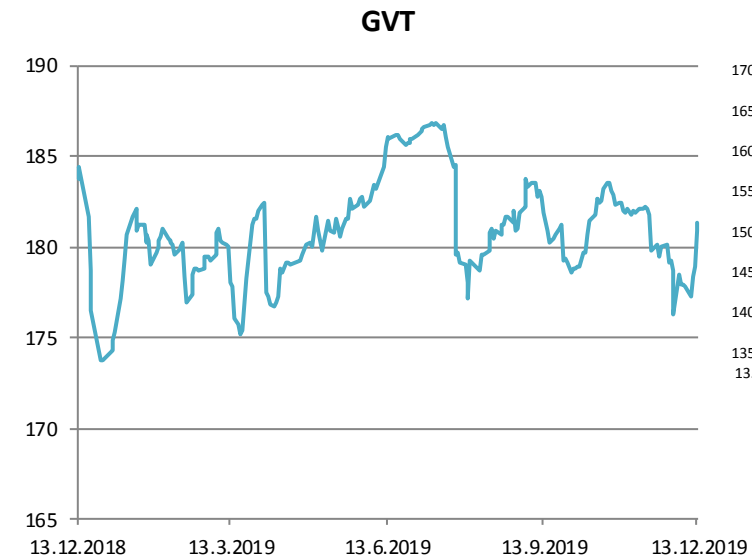
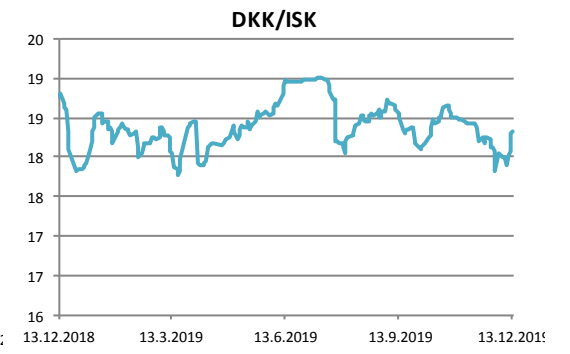
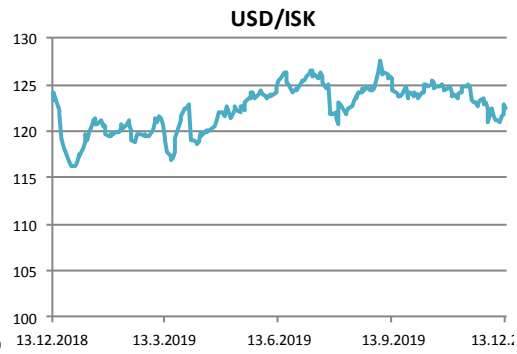
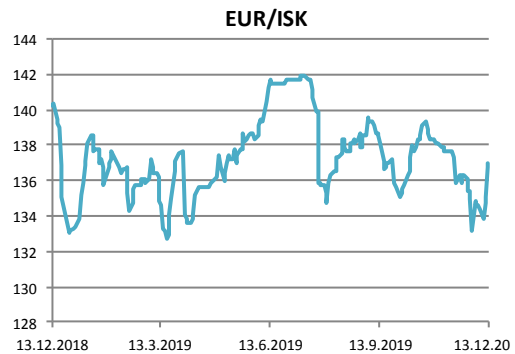
Heimavellir



Gjaldeyrismarkaðurinn

Gengi ISK	13.des	Breyting síðan ...				
		áramót	1V	1M	3M	12M
GVT	181,3	4,2%	2,0%	-0,5%	-0,3%	-1,3%
EUR	137,0	2,8%	1,9%	-0,5%	-0,8%	-2,3%
USD	122,5	5,3%	1,1%	-2,0%	-1,5%	-0,6%
GBP	164,1	10,6%	3,2%	2,1%	5,8%	5,2%
SEK	13,1	0,8%	2,7%	2,2%	1,2%	-3,5%
DKK	18,3	2,7%	1,9%	-0,5%	-0,9%	-2,4%
NOK	13,6	1,5%	2,7%	0,3%	-2,1%	-5,6%
JPY	1,12	5,7%	0,1%	-2,7%	-3,0%	2,9%

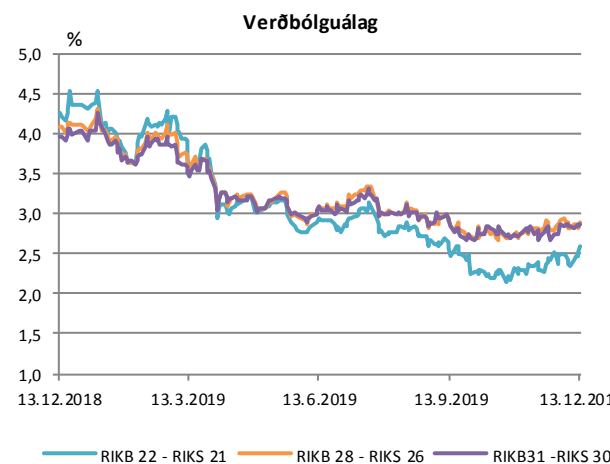
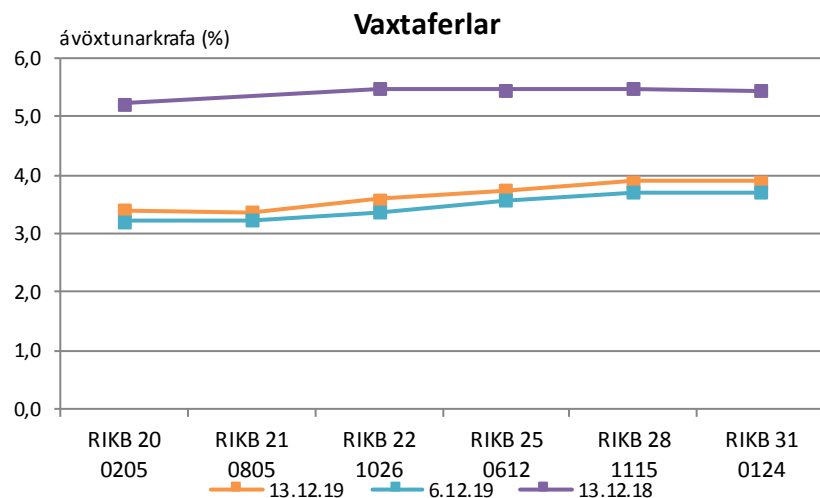
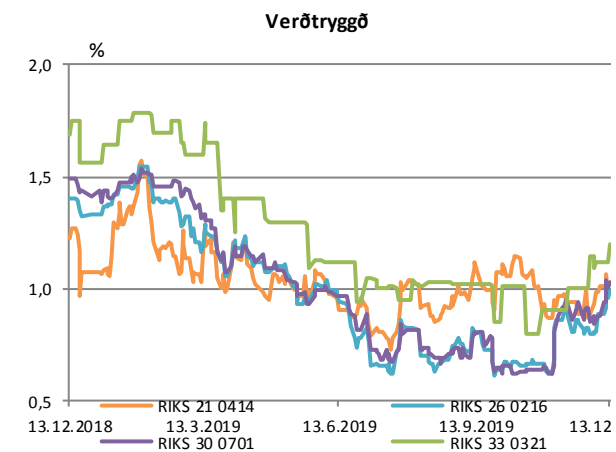
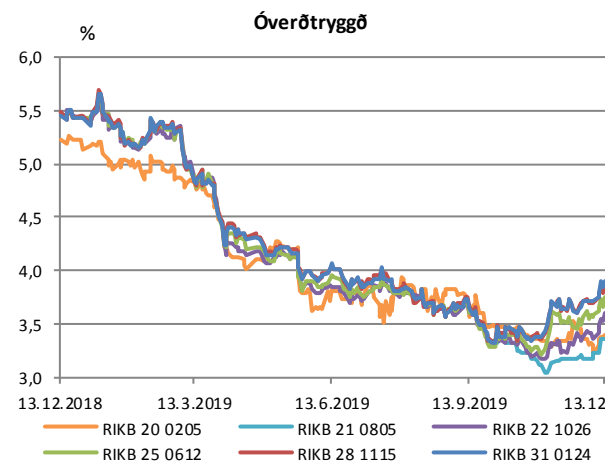
Miðgengi Seðlabanka Íslands. Heimild: Kodiak



Ríkisbréf

	verð	krafa	velta (ma.kr./viku)	árm.	Breyting síðan ...			
					1V	1M	3M	12M
RIKB 20 0205	100,37	3,40	3,0	-1,72	0,19	0,07	-0,15	-1,82
RIKB 21 0805	100,20	3,36	0,8		0,14	0,20		
RIKB 22 1026	109,75	3,59	5,0	-1,85	0,23	0,25	0,00	-1,89
RIKB 25 0612	120,72	3,75	3,7	-1,68	0,17	0,14	0,14	-1,72
RIKB 28 1115	108,22	3,89	5,3	-1,56	0,19	0,15	0,22	-1,60
RIKB 31 0124	123,03	3,90	3,2	-1,54	0,19	0,17	0,26	-1,54
RIKS 21 0414	103,68	0,99	0,6	-0,08	-0,02	0,04	-0,13	-0,23
RIKS 26 0216	103,00	1,00	2,0	-0,33	0,11	0,07	0,19	-0,41
RIKS 30 0701	122,08	1,03	1,7	-0,38	0,15	0,08	0,23	-0,46
RIKS 33 0321	122,00	1,20	0,0	-0,37	0,08	0,30	0,18	-0,49

Heimild: Kodiak

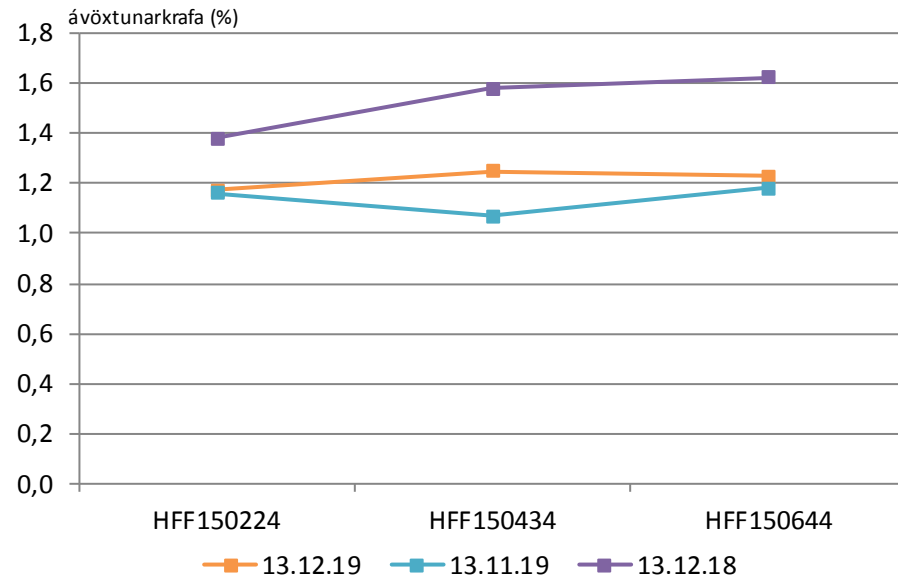


Íbúðabréf

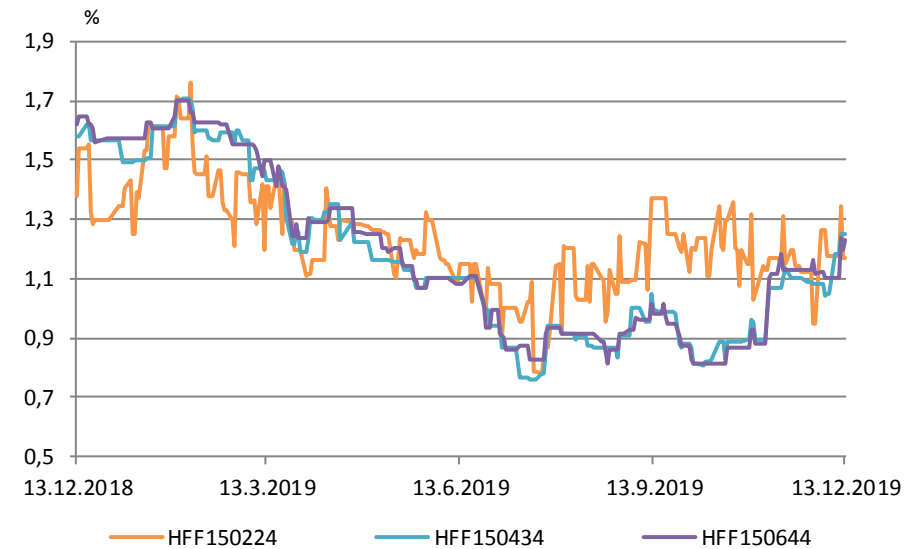
	verð	krafa	velta (ma.kr./viku)	Breyting síðan ...				
				árm.	1V	1M	3M	12M
HFF150224	105,62	1,17	0,3	-0,12	0,00	0,01	-0,20	-0,21
HFF150434	118,70	1,25	0,2	-0,31	0,20	0,18	0,26	-0,33
HFF150644	132,46	1,23	0,1	-0,35	0,13	0,05	0,25	-0,39

Heimild: Kodiak

Vaxtaferlar



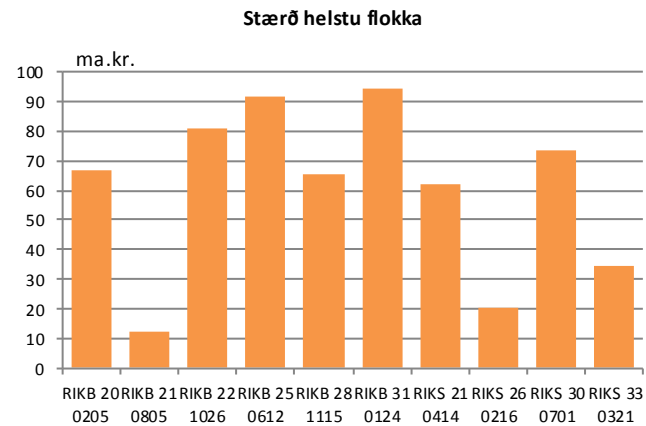
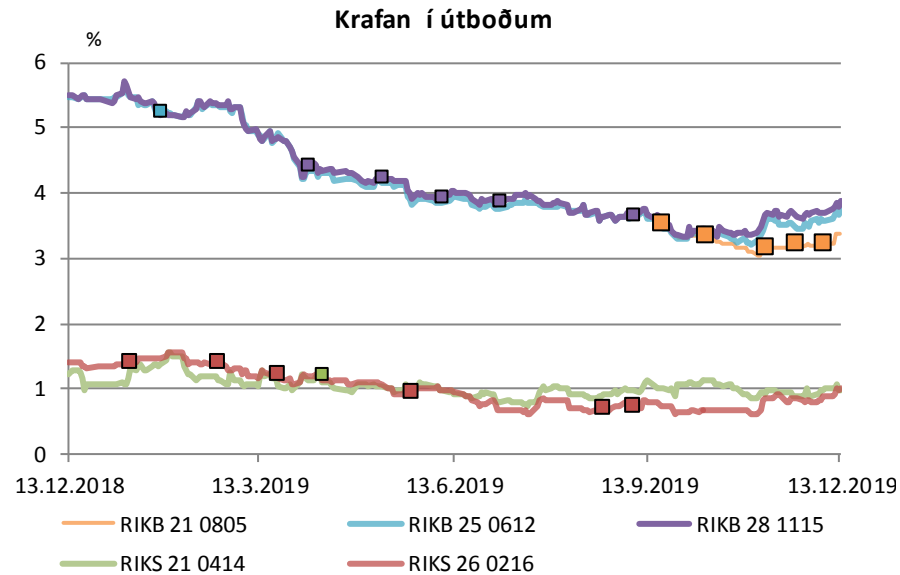
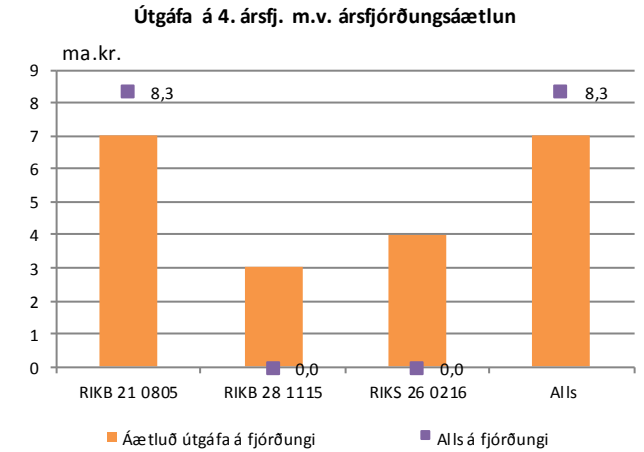
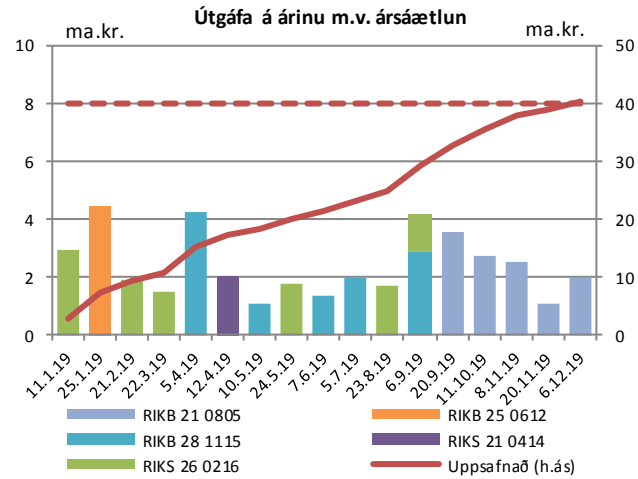
Þróun á kröfu



Útboð ríkisbréfa

Seinustu útboð		Tilboð	Samþykkt	Verð	Krafa
Dags	Flokkur				
6.12.19	RIKB 21 0805	2,1	2,0	100,43	3,220
22.11.19	RIKB 21 0805	1,2	1,1	100,46	3,210
8.11.19	RIKB 21 0805	4,8	2,5	100,56	3,160
20.9.19	RIKB 21 0805	8,7	2,5	100,27	3,340
6.9.19	RIKB 21 0805	6,7	3,4	99,99	3,500
6.9.19	RIKS 26 0216	4,5	1,1	104,68	0,752
23.8.19	RIKB 28 1115	4,6	2,6	110,18	3,670

Að nafnvirði (ma.kr.) Heimild: Lánamál Ríkisins

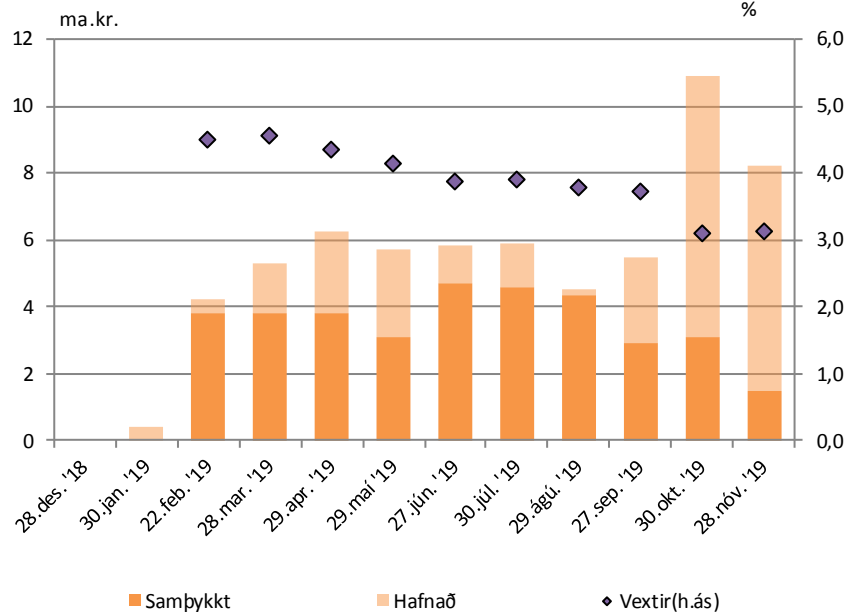


Útboð ríkisvígla

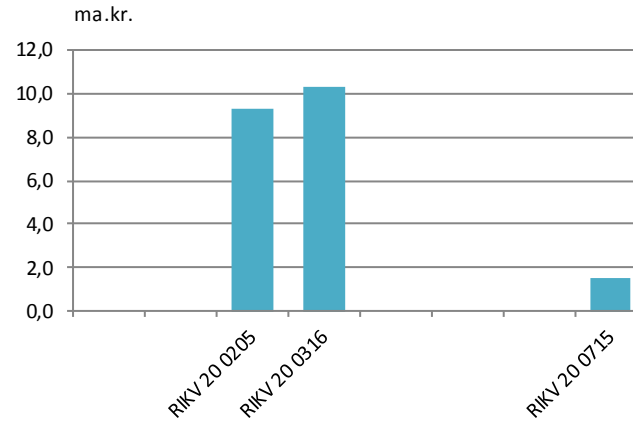
Dags.	Flokkur	Samþykkt	Vextir
28.11.19	RIKV 20 0715	1,5	3,15
31.10.19	RIKV 20 0316	3,1	3,10
27.09.19	RIKV 20 0316	2,9	3,75
29.08.19	RIKV 20 0316	4,3	3,80
30.07.19	RIKV 20 0205	4,6	3,90
27.06.19	RIKV 20 0205	4,7	3,90

Heimild: Lánamál ríkisins

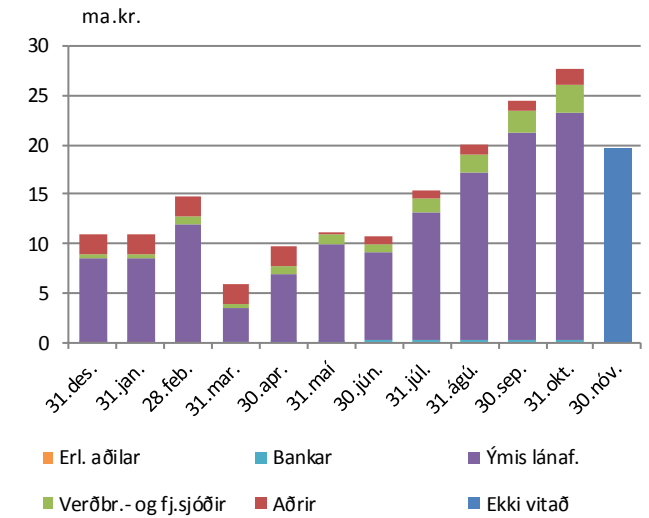
Niðurstaða útboða



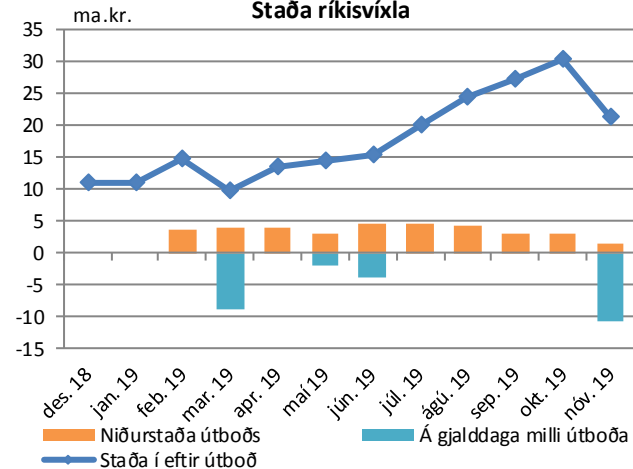
Útistandandi ríkisvíglar



Eigendaskipting



Staða ríkisvígla

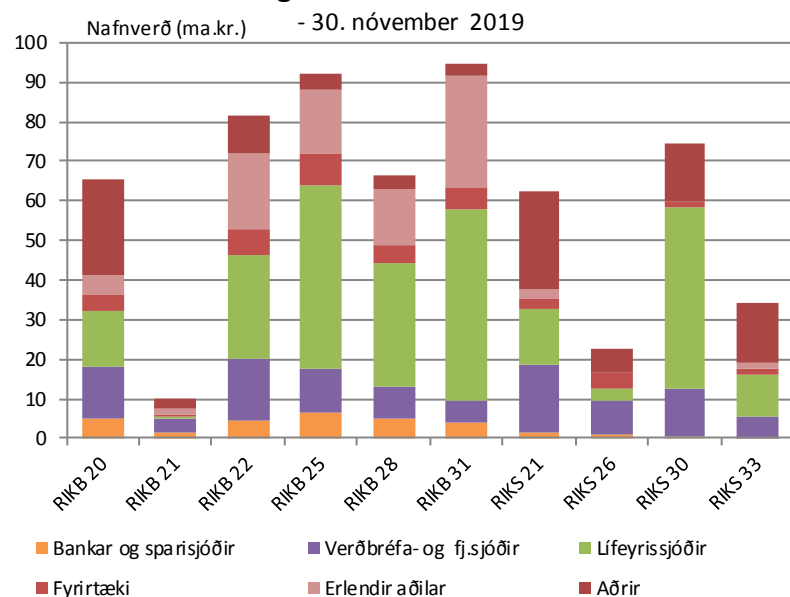


Eigendaskipti ríkisbréfa

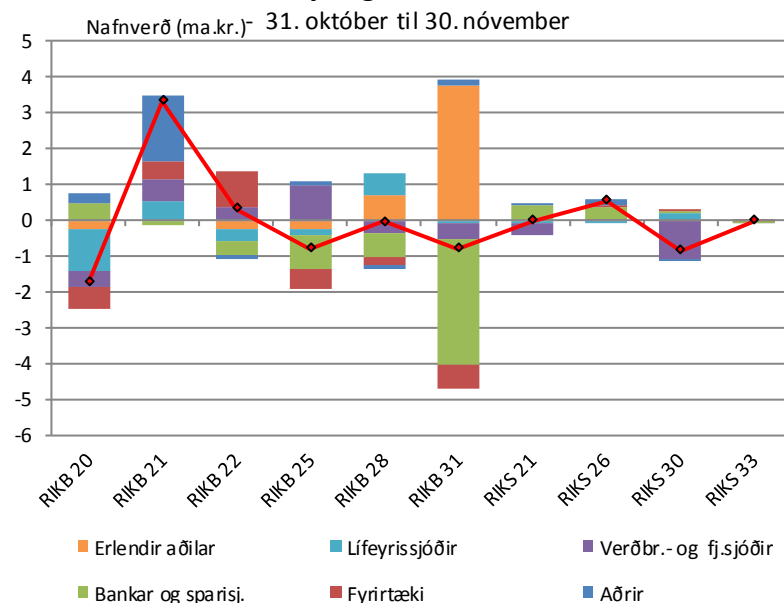
	Eigendaskipting (ma.kr.)									
	RIKB 20	RIKB 22	RIKB 25	RIKB 28	RIKB 31	RIKS 21	RIKS 26	RIKS 30	RIKS 33	Alls
Bankar og sparisjóðir	5,1	4,3	6,7	4,9	4,0	1,7	1,0	0,6	0,1	28,3
Verðbréfa- og fj.sjóðir	13,0	15,5	11,0	7,9	5,3	16,7	8,6	11,7	5,3	95,1
Lífeyrissjóðir	14,1	26,2	46,0	31,2	48,5	14,3	3,0	46,3	11,0	240,7
Fyrirtæki	4,2	6,7	8,4	4,9	5,8	2,4	4,0	1,4	1,0	38,7
Aðrir	24,4	10,0	4,1	3,2	2,7	24,4	5,8	14,3	14,9	103,6
Erlendir aðilar	4,7	18,9	15,9	14,1	28,3	2,8	0,0	0,0	2,0	86,7
Nafnverð alls (ma.kr)	65,5	81,7	92,1	66,2	94,5	62,3	22,4	74,3	34,2	593,2

Heimild: Lánamál ríkisins

Eigendur ríkisverðbréfa



Breyting milli mánaða

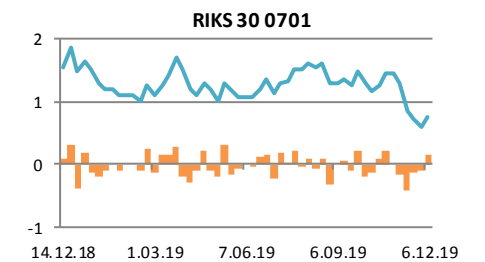
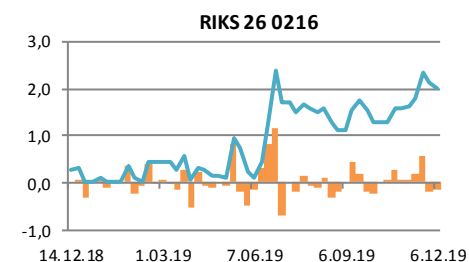
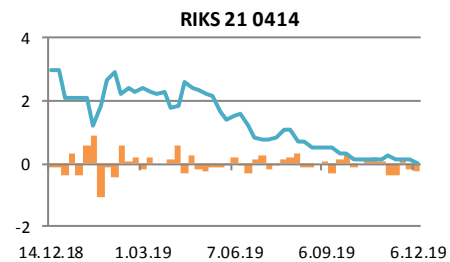
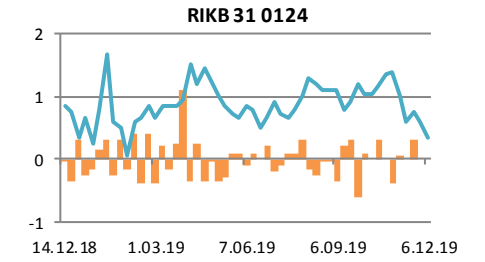
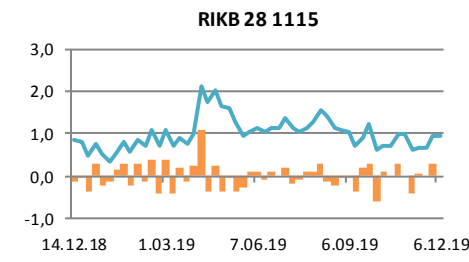
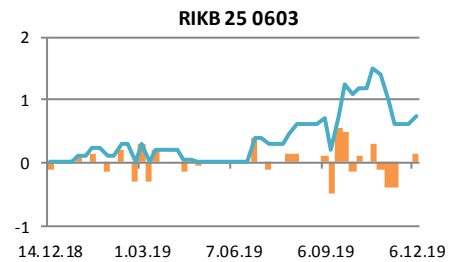
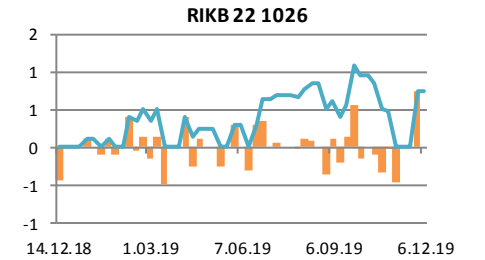
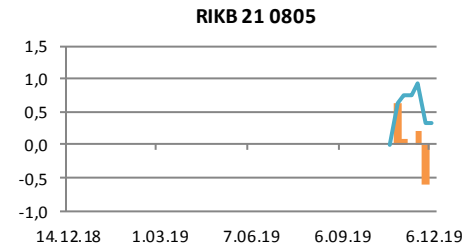
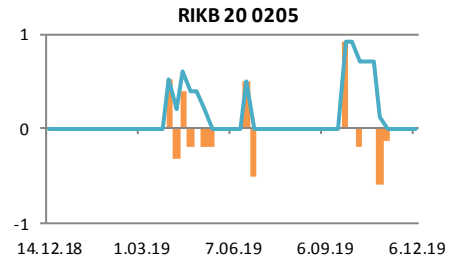
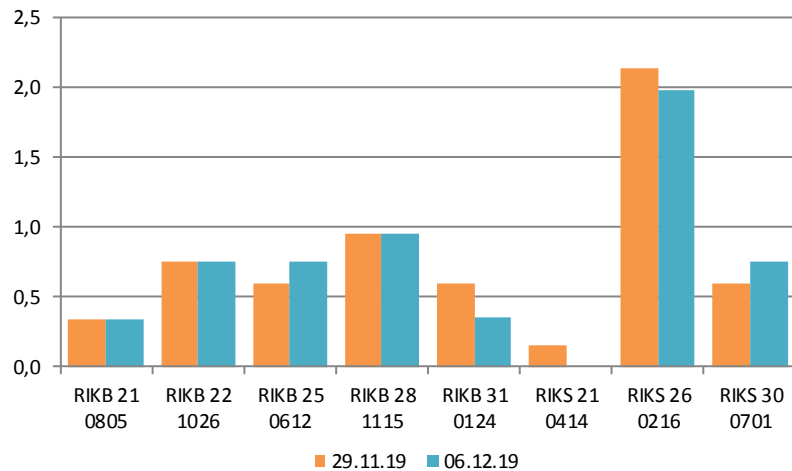


Verðbréfalán

Flokkur	Nafnverð (m.kr.)	Breyting síðan				
		1V	4V	12V	26V	52V
RIKB 21 0805	343	0	-398	343	343	343
RIKB 22 1026	750	0	750	350	450	750
RIKB 25 0612	750	150	-250	550	750	750
RIKB 28 1115	950	0	350	250	-200	100
RIKB 31 0124	350	-240	-650	-450	-500	-500
RIKS 21 0414	0	-150	-235	-500	-1.500	-2.961
RIKS 26 0216	1.982	-160	361			
RIKS 30 0701	750	150	-534	-600	-330	-800

Heimild: Lánamál Ríkisins

Breyting milli vikna



Innihald og form skjals þessa er unnið af starfsmönnum Hagfræðideildar Landsbankans hf. (hagfraedideild@landsbankinn.is) og byggist á aðgengilegum opinberum upplýsingum á þeim tíma sem greiningin var unnin. Mat á þeim upplýsingum endurspeglar skoðanir starfsmanna Hagfræðideildar Landsbankans á þeim degi þegar greiningin er dagsett, en þær geta breyst án fyrirvara.

Landsbankinn hf. og starfsfólk hans taka ekki ábyrgð á viðskiptum sem byggð eru á þeim upplýsingum og skoðunum sem hér eru settar fram.

Bent skal á að Landsbankinn hf. getur á hverjum tíma haft beinna eða óbeinna hagsmuna að gæta, ýmist sjálfur, dótturfélög hans eða fyrir hönd viðskiptamanna, s.s. sem fjárfestir, lánardrottinn eða þjónustuaðili. Greiningar eru engu að síður unnar sjálfstætt af Hagfræðideild Landsbankans og innan Landsbankans eru í gildi reglur um aðskilnað starfssviða sem eru aðgengilegar á vef bankans.

