



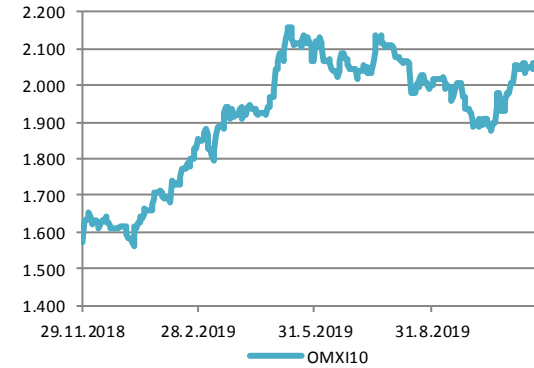
Vikubyrjun
Innlendar markaðsupplýsingar
2. desember 2019

Hlutabréf

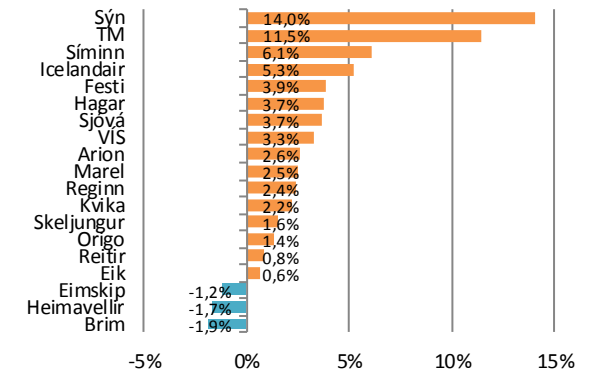
Félag	Verð	Velta (m.kr.)	Breyting síðan ...				
			áramót	1V	1M	3M	12M
OMX10	2129,8	14.175	32,0%	2,9%	7,5%	6,9%	35,6%
Marel	616,0	2.424	69,0%	2,5%	4,9%	6,2%	68,1%
Icelandair	7,8	788	-18,5%	5,3%	22,2%	12,7%	-19,7%
Eimskip	161,0	27,9	-27,9%	-1,2%	-3,6%	-10,6%	-14,9%
Brim	38,9	742	19,0%	-1,9%	1,2%	7,0%	17,4%
Hagar	44,4	698	-4,7%	3,7%	8,4%	13,8%	3,3%
Festi	134,5	1.307	16,5%	3,9%	13,3%	11,2%	28,7%
Skeljungur	8,5	441	18,7%	1,6%	13,9%	8,0%	26,3%
Sýn	32,1	544	-23,2%	14,0%	27,9%	16,5%	-31,4%
Síminn	5,4	1.417	46,5%	6,1%	16,8%	18,6%	55,7%
Origo	27,2	68	18,4%	1,4%	21,4%	13,3%	35,3%
Arion	80,0	1.370	21,1%	2,6%	11,3%	5,0%	17,9%
Kvika	10,3	854	23,4%	2,2%	9,0%	-3,3%	28,6%
Sjóvá	18,3	573	35,6%	3,7%	15,5%	10,3%	45,5%
VÍS	11,4	557	23,4%	3,3%	10,6%	-2,3%	26,1%
TM	35,9	688	42,6%	11,5%	21,7%	15,8%	41,5%
Reginn	21,1	413	0,0%	2,4%	8,2%	1,9%	17,2%
Reitir	73,6	646	2,4%	0,8%	0,1%	-2,1%	14,1%
Eik	7,9	617	-2,1%	0,6%	2,2%	0,0%	4,9%
Heimavelliir	1,2	146,3	2,7%	-1,7%	-0,9%	-3,3%	5,5%

Leiðrétt fyrir arðgreiðslum. Heimild: Kodiak, útreikningar Hagfræðideildar

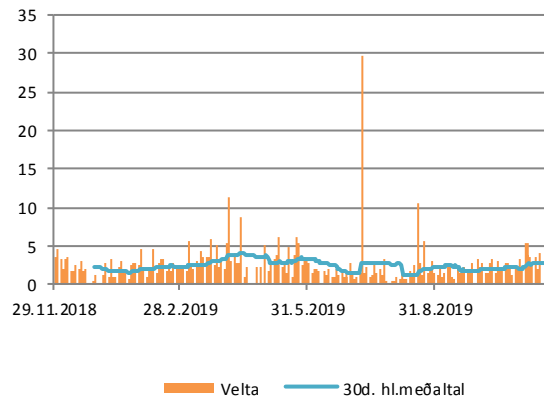
Úrvalsvísitalan



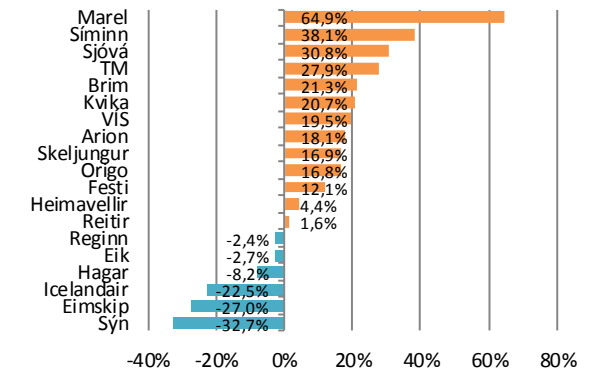
Breyting í vikunni



Velta



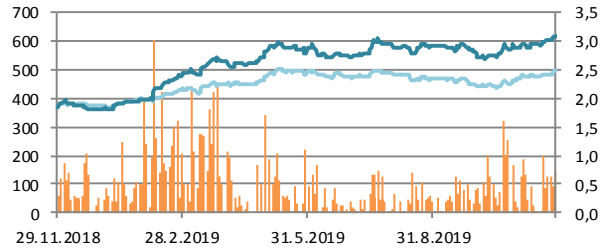
Frá áramótum



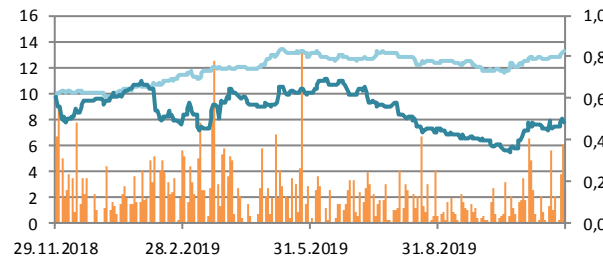
Hlutabréf

— Velta (h.ás, ma.kr./dag)
— Verð
— OMXIB

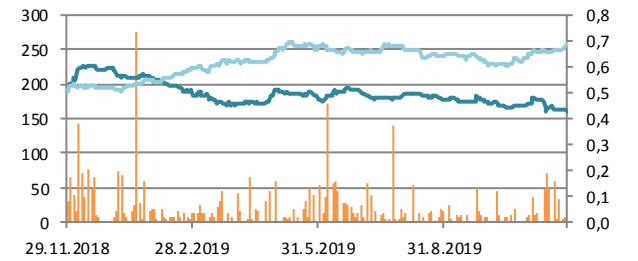
Marel



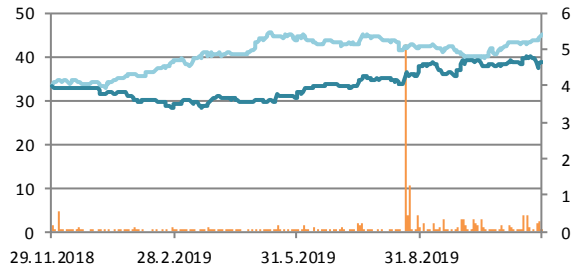
Icelandair



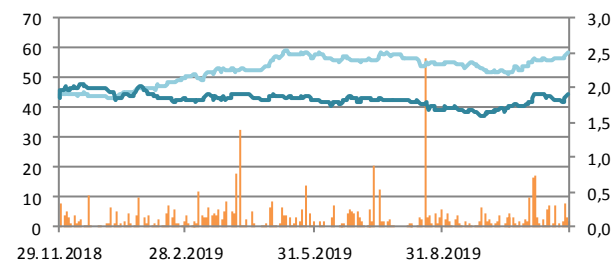
Eimskip



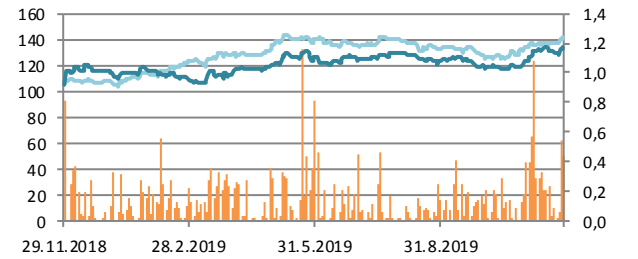
HB Grandi



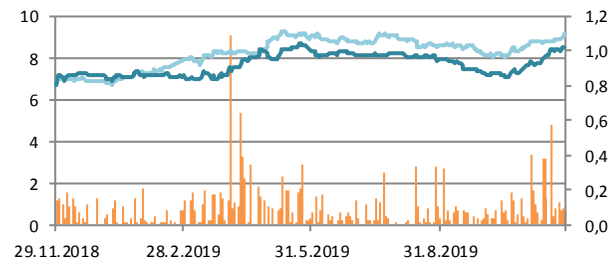
Hagar



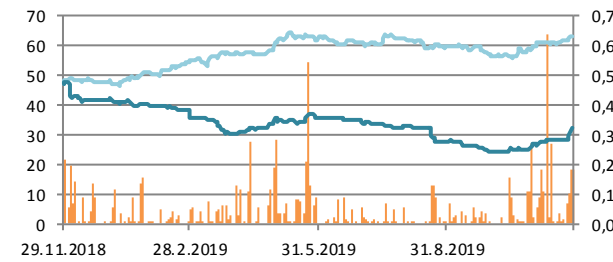
Festi



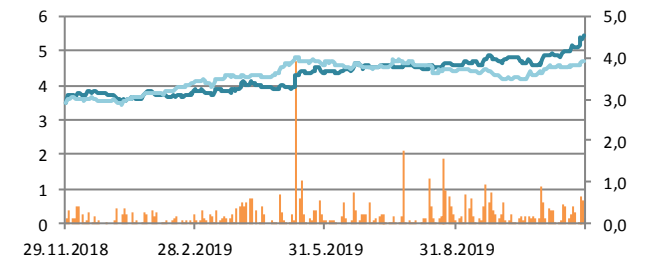
Skeljungur



Sýn



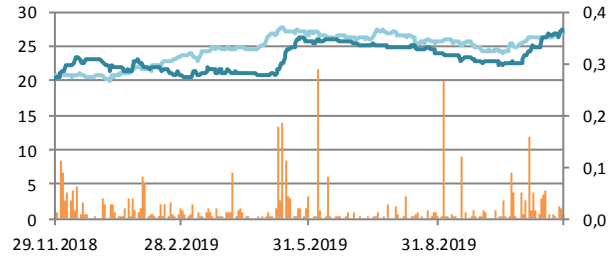
Síminn



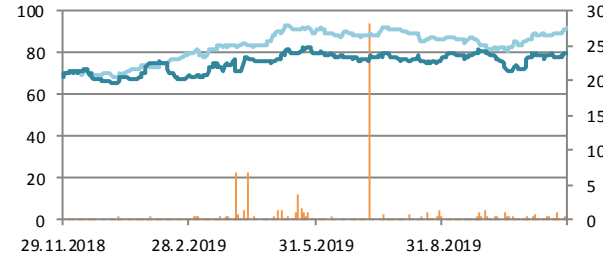
Hlutabréf

— Velta (h.ás, ma.kr./dag)
— Verð
— OMXIB

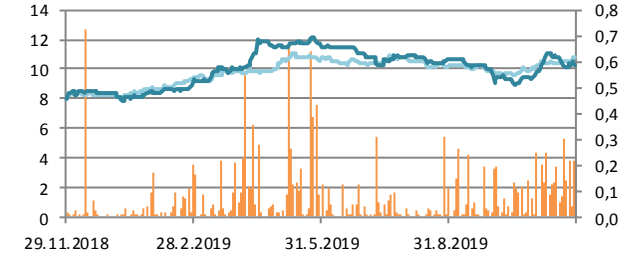
Origo



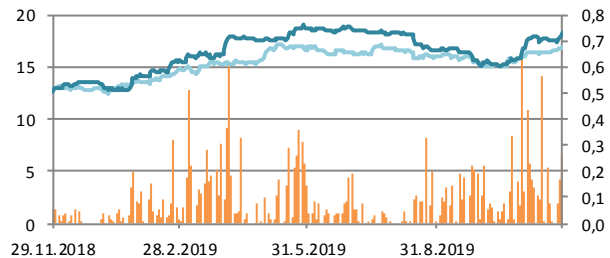
Arion



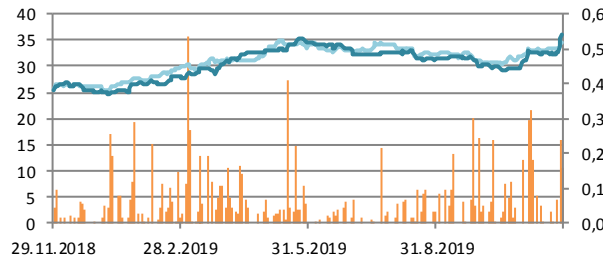
Kvika



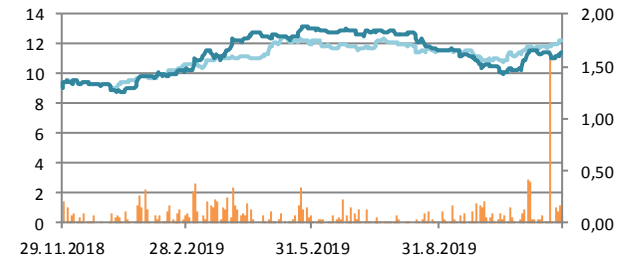
Sjóvá



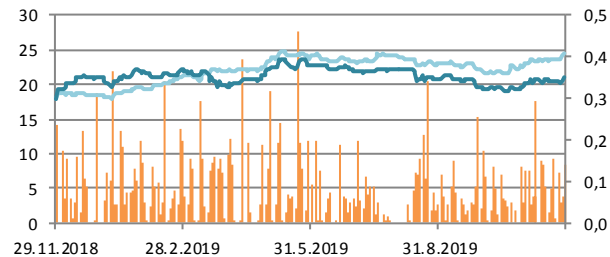
TM



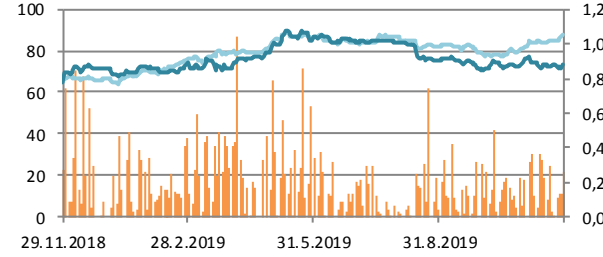
VÍS



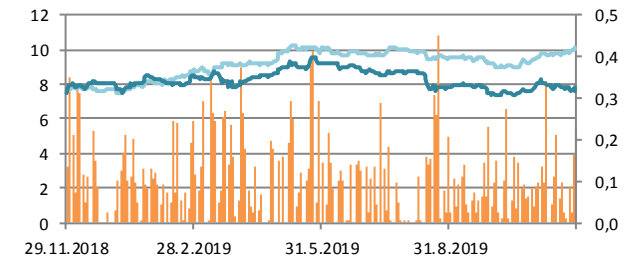
Reginn



Reitir



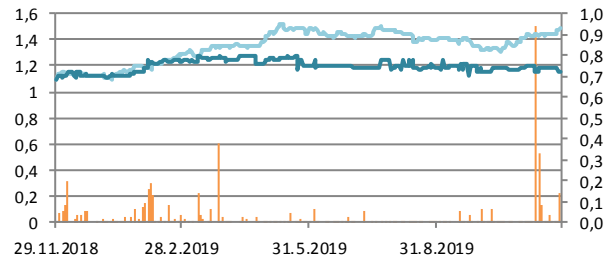
Eik



Hlutabréf

- Velta (h.ás, ma.kr./dag)
- Verð
- OMXIB

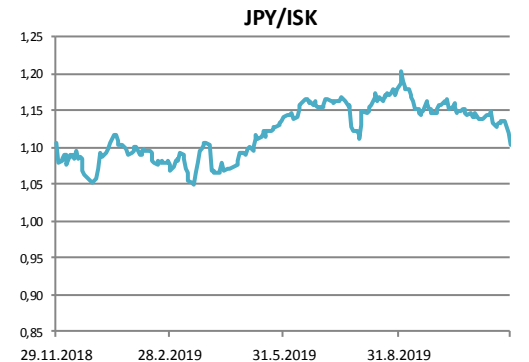
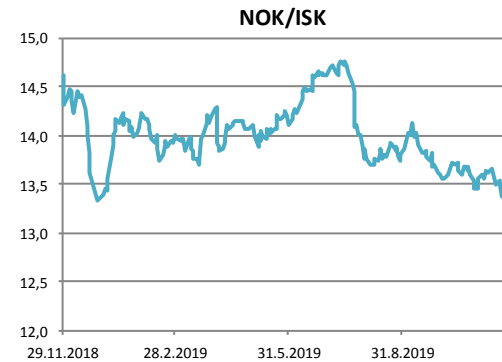
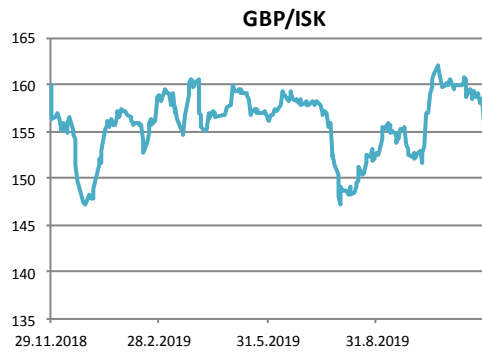
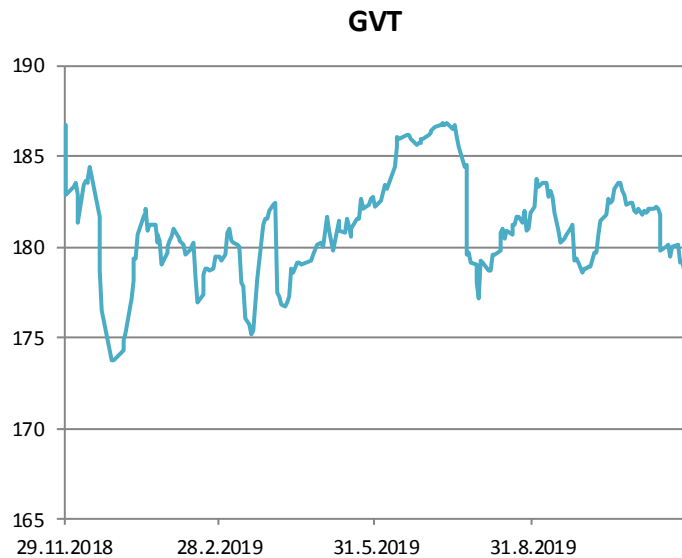
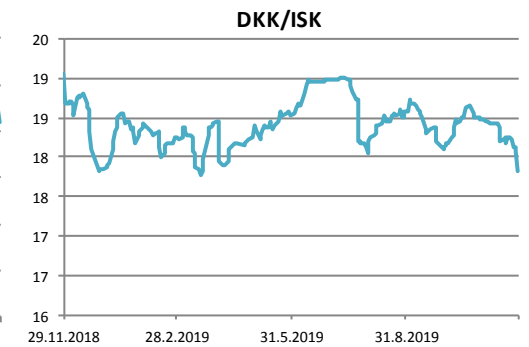
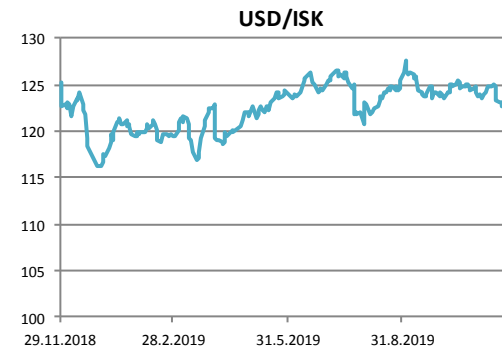
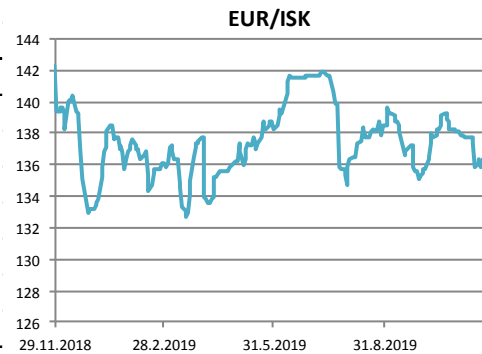
Heimavellir



Gjaldeyrismarkaðurinn

Gengi ISK	29.nóv	Breyting síðan ...				
		áramót	1V	1M	3M	12M
GVT	176,3	1,3%	-2,1%	-3,4%	-2,6%	-5,6%
EUR	133,1	-0,1%	-2,3%	-3,8%	-3,5%	-6,5%
USD	121,0	4,0%	-1,9%	-3,1%	-2,9%	-3,5%
GBP	156,0	5,2%	-1,7%	-2,6%	2,6%	-2,5%
SEK	12,7	-2,7%	-1,0%	-1,1%	-0,9%	-8,3%
DKK	17,8	-0,2%	-2,3%	-3,8%	-3,7%	-6,6%
NOK	13,2	-1,8%	-2,3%	-2,2%	-4,2%	-9,9%
JPY	1,10	4,5%	-2,7%	-3,6%	-5,8%	-0,1%

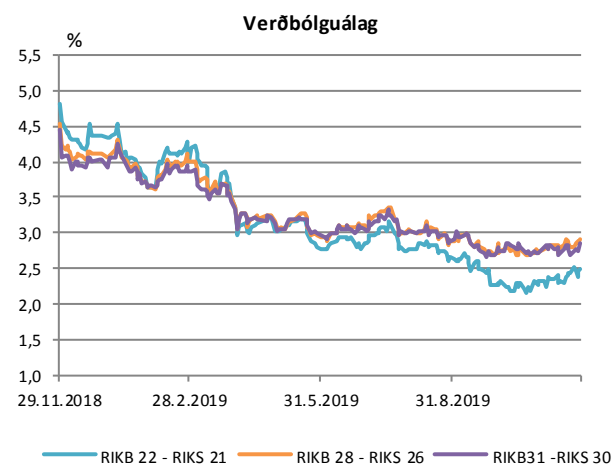
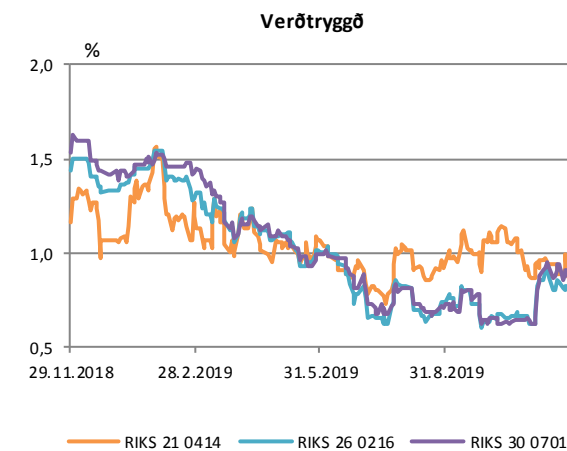
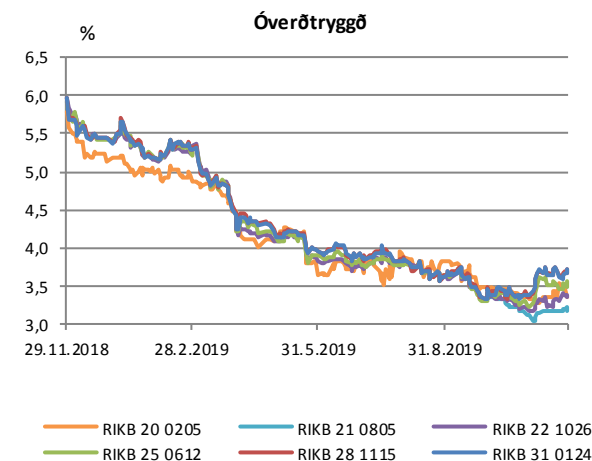
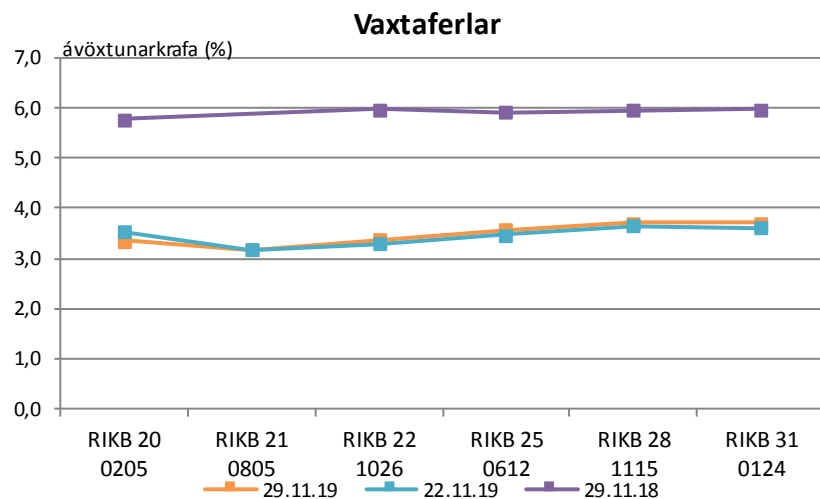
Miðgengi Seðlabanka Íslands. Heimild: Kodiak



Ríkisbréf

	verð	krafa	velta (ma.kr./viku)	Breyting síðan ...				
				árm.	1V	1M	3M	12M
RIKB 20 0205	100,48	3,35	1,2	-1,78	-0,19	0,00	-0,47	-2,43
RIKB 21 0805	100,50	3,18	1,7		0,02	0,03		
RIKB 22 1026	110,50	3,38	4,7	-2,06	0,08	0,15	-0,21	-2,60
RIKB 25 0612	121,86	3,56	4,7	-1,87	0,10	0,28	-0,05	-2,35
RIKB 28 1115	109,70	3,71	4,0	-1,74	0,06	0,29	0,12	-2,26
RIKB 31 0124	125,00	3,72	4,1	-1,72	0,10	0,34	0,11	-2,26
RIKS 21 0414	103,93	0,89	1,0	-0,18	0,01	-0,04	-0,03	-0,27
RIKS 26 0216	104,25	0,80	1,6	-0,53	-0,05	0,13	0,05	-0,65
RIKS 30 0701	124,12	0,85	1,4	-0,56	-0,08	0,20	0,15	-0,68

Heimild: Kodiak

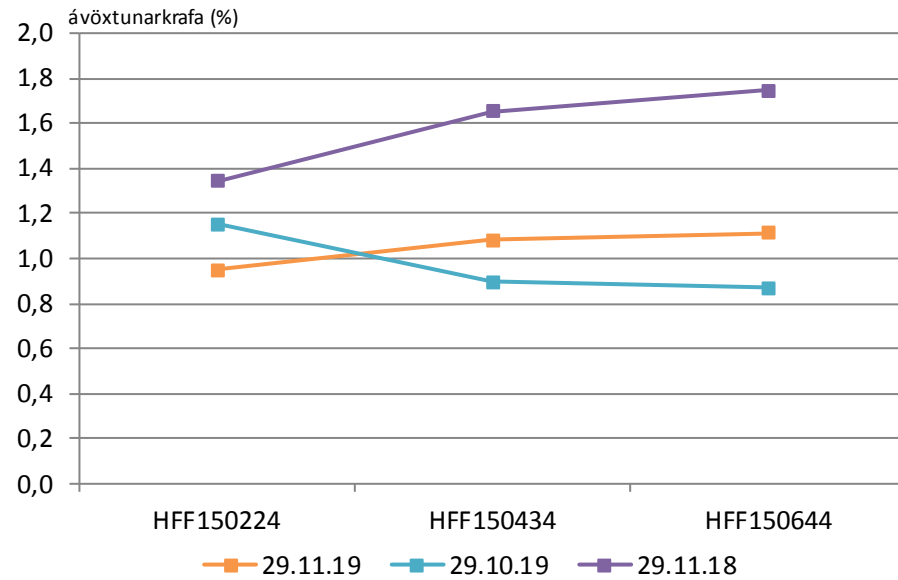


Íbúðabréf

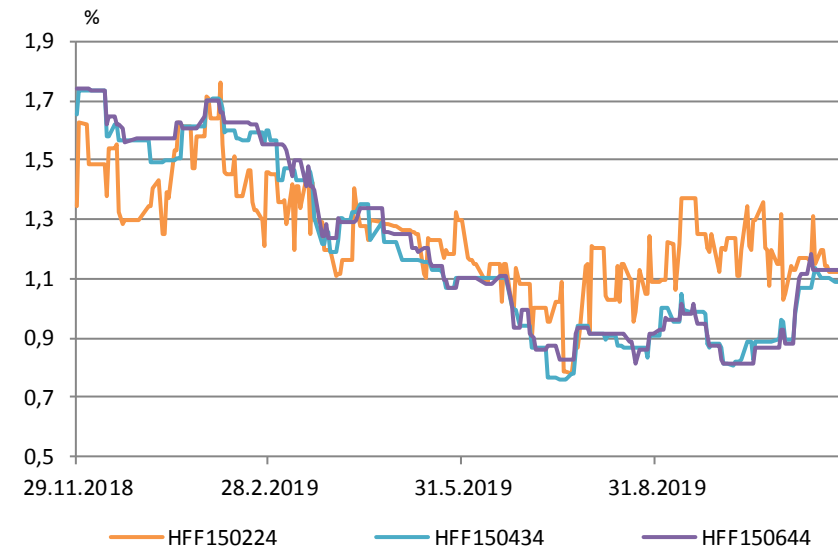
	verð	krafa	velta (ma.kr./viku)	Breyting síðan ...				
				árm.	1V	1M	3M	12M
HFF150224	106,23	0,95	1,0	-0,35	-0,18	-0,20	-0,14	-0,39
HFF150434	120,21	1,08	0,1	-0,48	-0,02	0,19	0,17	-0,57
HFF150644	133,94	1,11	0,4	-0,46	-0,02	0,25	0,20	-0,63

Heimild: Kodiak

Vaxtaferlar



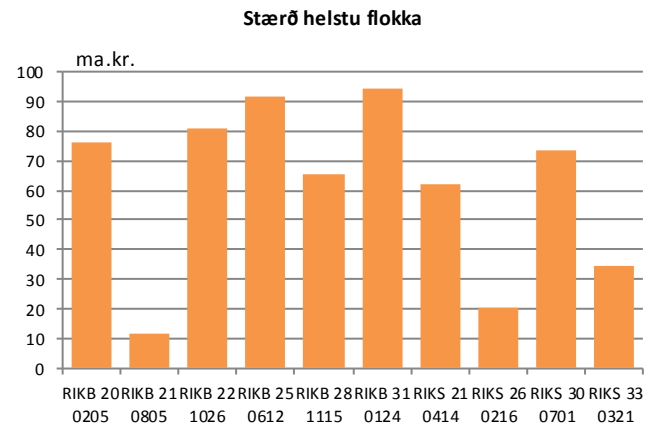
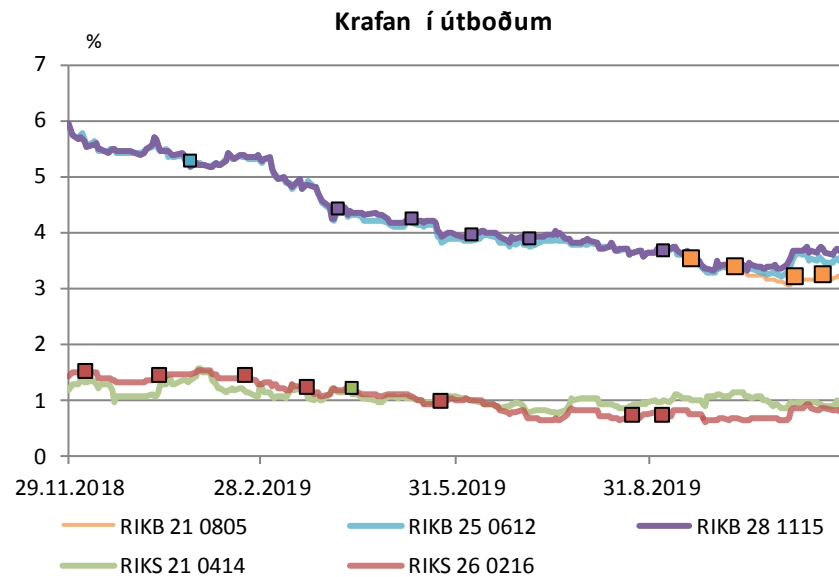
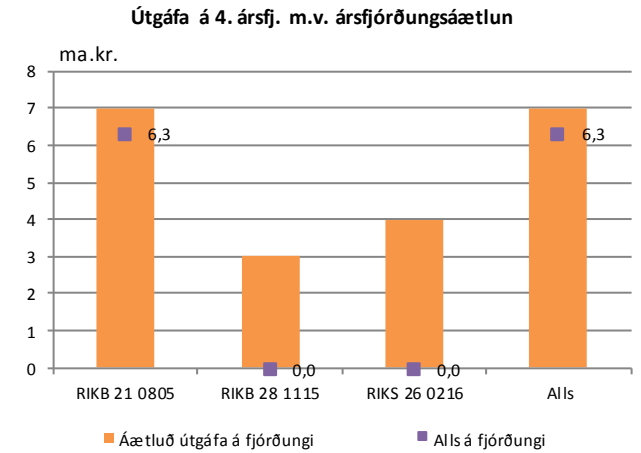
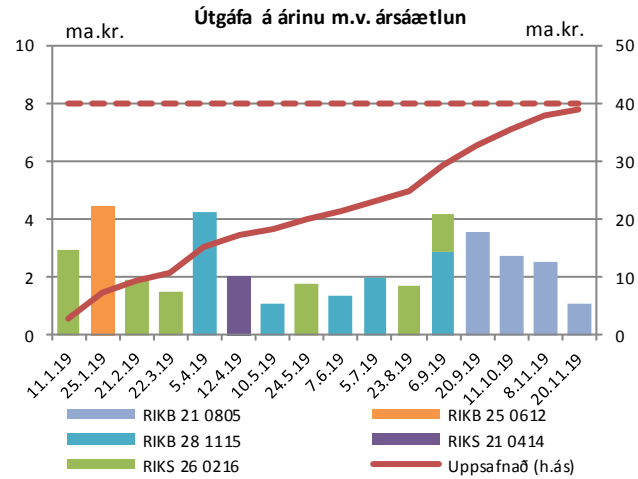
Þróun á kröfu



Útboð ríkisbréfa

Seinustu útboð		Tilboð	Samþykkt	Verð	Krafa
Dags	Flokkur				
22.11.19	RIKB 21 0805	1,2	1,1	100,46	3,210
8.11.19	RIKB 21 0805	4,8	2,5	100,56	3,160
20.9.19	RIKB 21 0805	8,7	2,5	100,27	3,340
6.9.19	RIKB 21 0805	6,7	3,4	99,99	3,500
6.9.19	RIKS 26 0216	4,5	1,1	104,68	0,752
23.8.19	RIKB 28 1115	4,6	2,6	110,18	3,670
5.7.19	RIKS 26 0216	1,7	1,5	104,95	0,714

Að nafnvirði (ma.kr.) Heimild: Lánamál Ríkisins

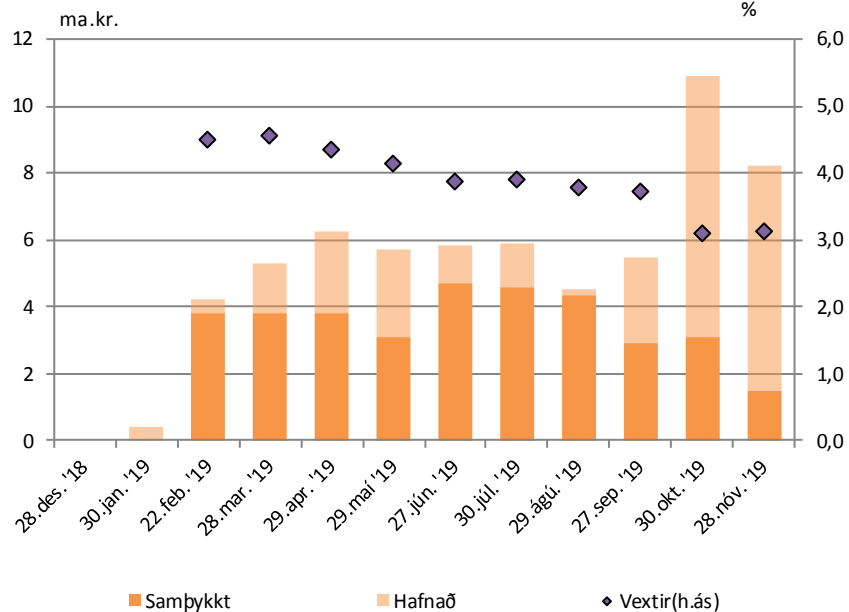


Útboð ríkisvixla

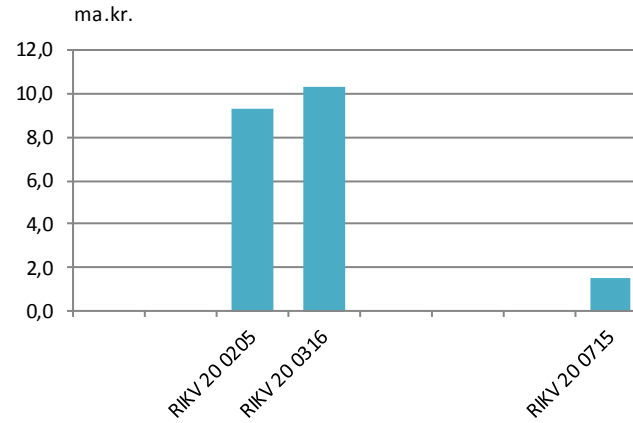
Dags.	Flokkur	Samþykkt	Vextir
28.11.19	RIKV 20 0715	1,5	3,15
31.10.19	RIKV 20 0316	3,1	3,10
27.09.19	RIKV 20 0316	2,9	3,75
29.08.19	RIKV 20 0316	4,3	3,80
30.07.19	RIKV 20 0205	4,6	3,90
27.06.19	RIKV 20 0205	4,7	3,90

Heimild: Lánamál ríkisins

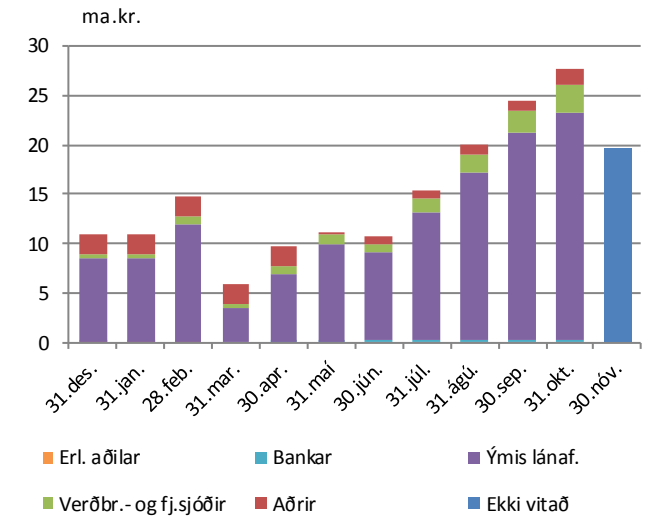
Niðurstaða útboða



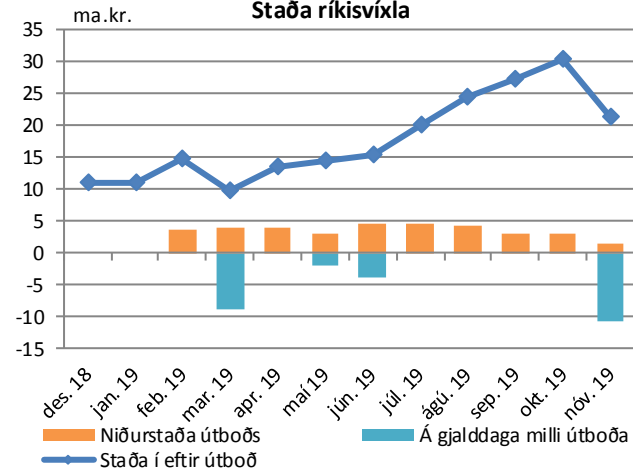
Útstandandi ríkisvixlar



Eigendaskipting



Staða ríkisvixla

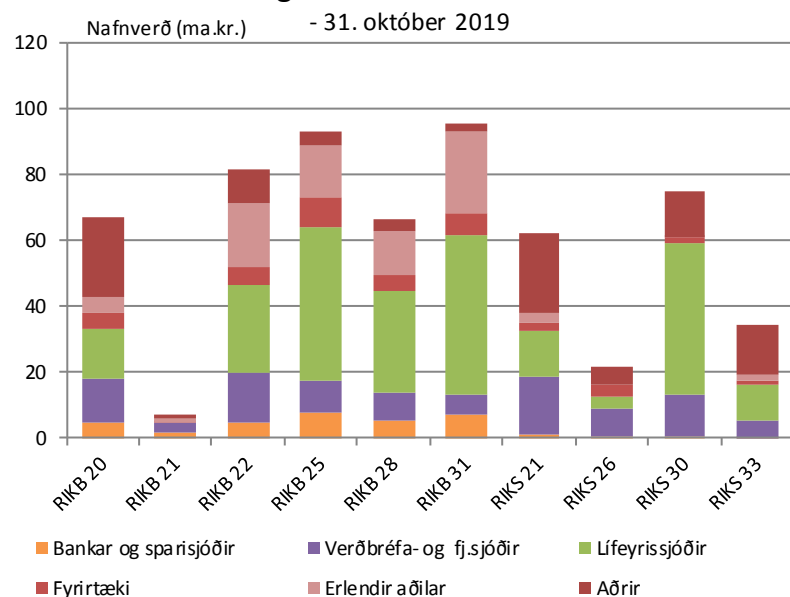


Eigendaskipti ríkisbréfa

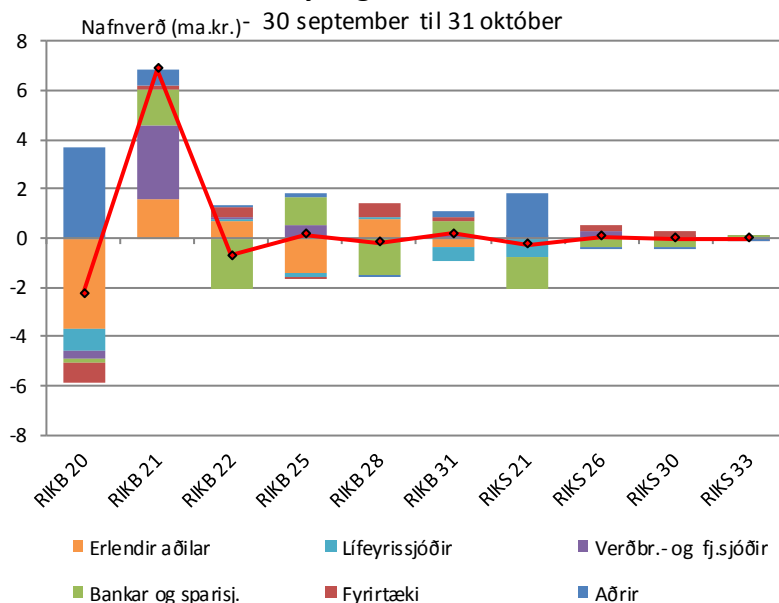
	Eigendaskipting (ma.kr.)									
	RIKB 20	RIKB 22	RIKB 25	RIKB 28	RIKB 31	RIKS 21	RIKS 26	RIKS 30	RIKS 33	Alls
Bankar og sparisjóðir	4,6	4,7	7,7	5,6	7,5	1,3	0,7	0,5	0,1	32,5
Verðbréfa- og fj.sjóðir	13,5	15,2	10,0	8,3	5,8	17,1	8,6	12,8	5,3	96,4
Lífeyrissjóðir	15,2	26,6	46,2	30,6	48,6	14,4	3,1	46,1	11,0	241,8
Fyrirtæki	4,8	5,7	9,0	5,1	6,5	2,4	3,9	1,3	1,0	39,7
Aðrir	24,1	10,1	3,9	3,3	2,6	24,4	5,6	14,4	14,9	103,2
Erlendir aðilar	5,0	19,2	16,2	13,4	24,5	2,8	0,0	0,0	2,0	83,0
Nafnverð alls (ma.kr)	67,2	81,4	92,9	66,3	95,3	62,3	21,8	75,1	34,2	596,5

Heimild: Lánamál ríkisins

Eigendur ríkisverðbréfa



Breyting milli mánaða

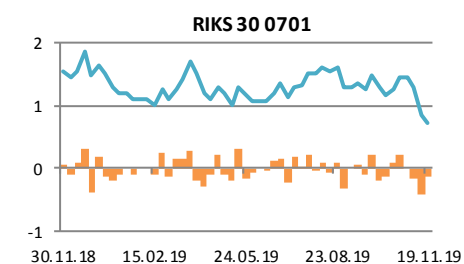
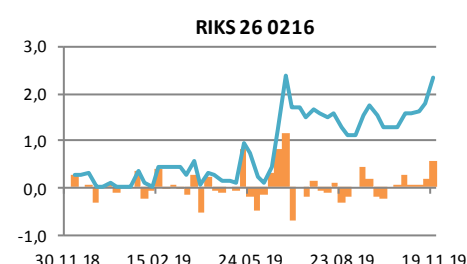
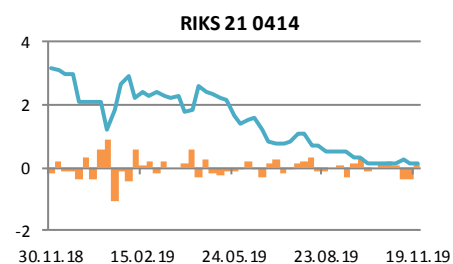
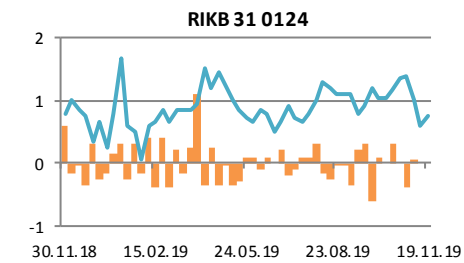
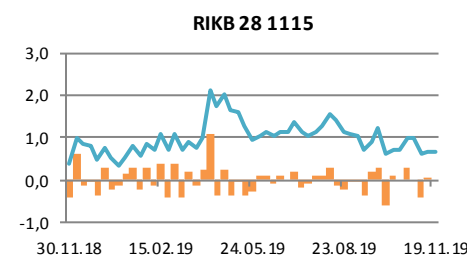
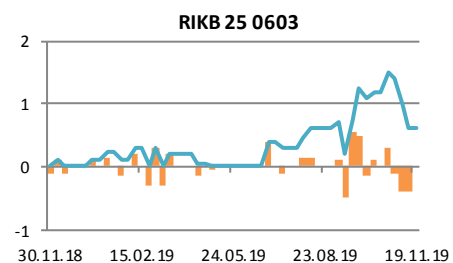
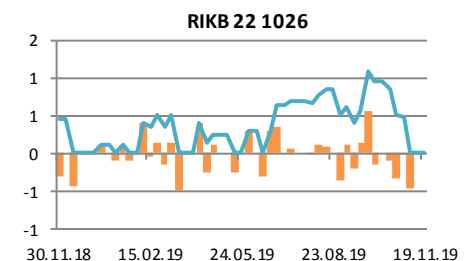
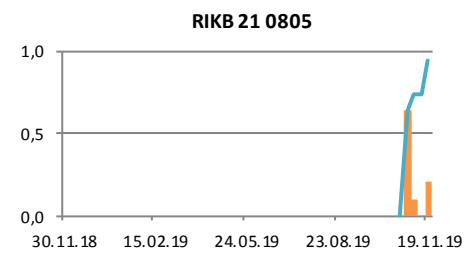
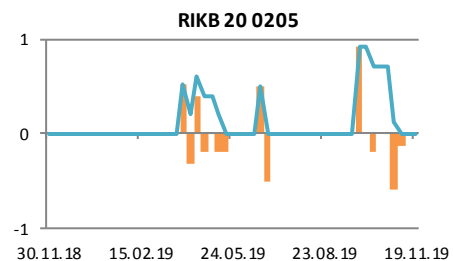
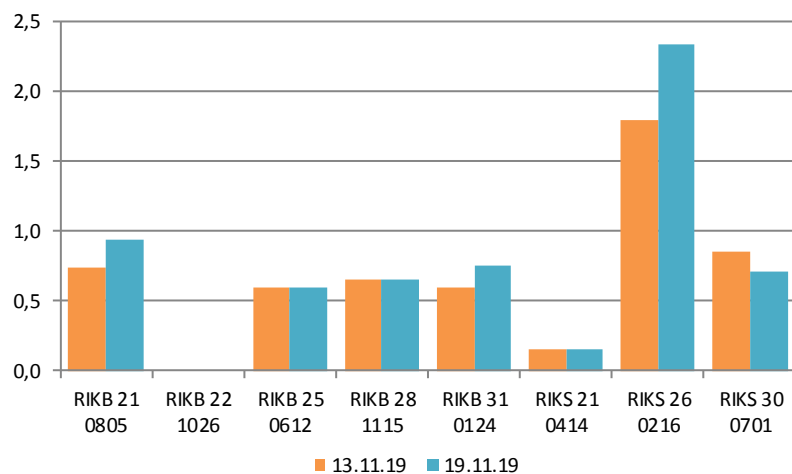


Verðbréfalán

Flokkur	Nafnverð (m.kr.)	Breyting síðan				
		1V	4V	12V	26V	52V
RIKB 21 0805	943	202	943	943	943	943
RIKB 22 1026	0	0	-500	-500	0	-450
RIKB 25 0612	600	0	-900	0	600	600
RIKB 28 1115	650	0	-350	-450	-300	250
RIKB 31 0124	750	150	-600	-350	20	-50
RIKS 21 0414	150	0	0	-350	-1.527	-3.009
RIKS 26 0216	2.347	552	777			
RIKS 30 0701	710	-140	-740	-590	-440	-840

Heimild: Lánamál Ríkisins

Breyting milli vikna



Innihald og form skjals þessa er unnið af starfsmönnum Hagfræðideildar Landsbankans hf. (hagfraedideild@landsbankinn.is) og byggist á aðgengilegum opinberum upplýsingum á þeim tíma sem greiningin var unnin. Mat á þeim upplýsingum endurspeglar skoðanir starfsmanna Hagfræðideildar Landsbankans á þeim degi þegar greiningin er dagsett, en þær geta breyst án fyrirvara.

Landsbankinn hf. og starfsfólk hans taka ekki ábyrgð á viðskiptum sem byggð eru á þeim upplýsingum og skoðunum sem hér eru settar fram.

Bent skal á að Landsbankinn hf. getur á hverjum tíma haft beinna eða óbeinna hagsmuna að gæta, ýmist sjálfur, dótturfélög hans eða fyrir hönd viðskiptamanna, s.s. sem fjárfestir, lánardrottinn eða þjónustuaðili. Greiningar eru engu að síður unnar sjálfstætt af Hagfræðideild Landsbankans og innan Landsbankans eru í gildi reglur um aðskilnað starfssviða sem eru aðgengilegar á vef bankans.

