



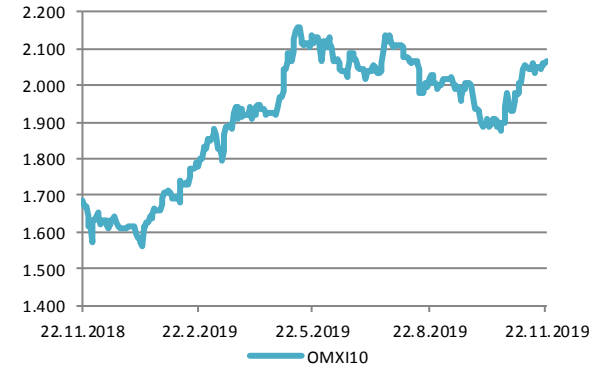
Vikubyrjun
Innlendar markaðsupplýsingar
25. nóvember 2019

Hlutabréf

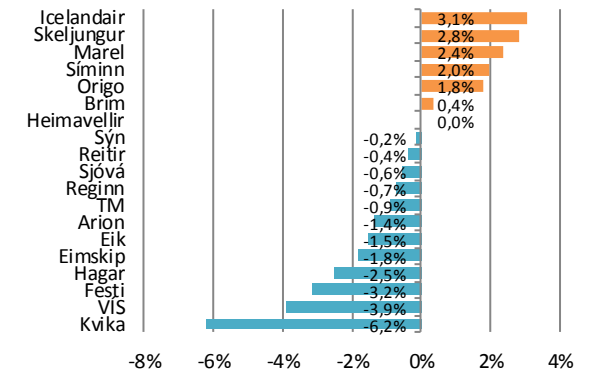
Félag	Verð	Velta (m.kr.)	Breyting síðan ...				
			áramót	1V	1M	3M	12M
OMX10	2068,9	13.001	28,2%	0,9%	4,6%	2,6%	22,8%
Marel	601,0	2.580	64,9%	2,4%	2,4%	3,1%	61,0%
Icelandair	7,4	828	-22,5%	3,1%	27,7%	1,9%	-37,6%
Eimskip	163,0	290,9	-27,0%	-1,8%	-3,3%	-9,7%	-18,9%
Brim	39,6	762	21,3%	0,4%	3,8%	10,9%	22,6%
Hagar	42,8	417	-8,2%	-2,5%	3,0%	5,9%	-10,2%
Festi	129,5	532	12,1%	-3,2%	8,4%	4,0%	6,1%
Skeljungur	8,4	1.120	16,9%	2,8%	14,2%	2,8%	11,3%
Sýn	28,2	59	-32,7%	-0,2%	10,6%	-2,8%	-42,7%
Síminn	5,1	1.115	38,1%	2,0%	8,5%	11,1%	36,3%
Origo	26,8	28	16,8%	1,8%	18,5%	9,5%	26,7%
Arion	78,0	1.599	18,1%	-1,4%	6,3%	3,9%	6,3%
Kvika	10,1	673	20,7%	-6,2%	5,9%	-2,6%	18,0%
Sjóvá	17,6	431	30,8%	-0,6%	13,5%	5,4%	24,8%
VÍS	11,1	1.632	19,5%	-3,9%	6,8%	-6,8%	9,1%
TM	32,2	40	27,9%	-0,9%	9,2%	3,5%	15,9%
Reginn	20,6	271	-2,4%	-0,7%	4,8%	-1,9%	1,0%
Reitir	73,0	435	1,6%	-0,4%	-0,5%	-3,8%	1,2%
Eik	7,8	190	-2,7%	-1,5%	0,5%	-0,8%	-4,4%
Heimavellir	1,2	44,8	4,4%	0,0%	0,0%	0,0%	3,5%

Leiðrétt fyrir arðgreiðslum. Heimild: Kodiak, útreikningar Hagfræðideildar

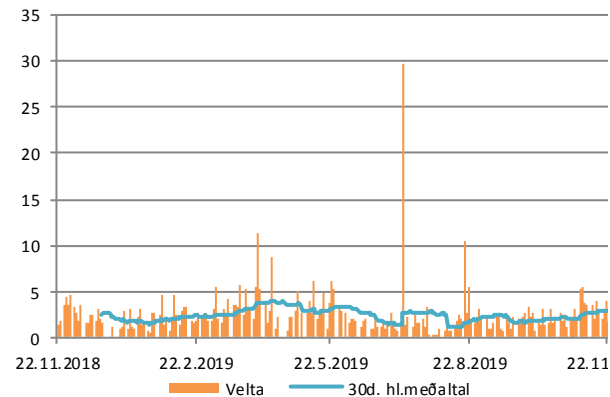
Úrvalsvísitalan



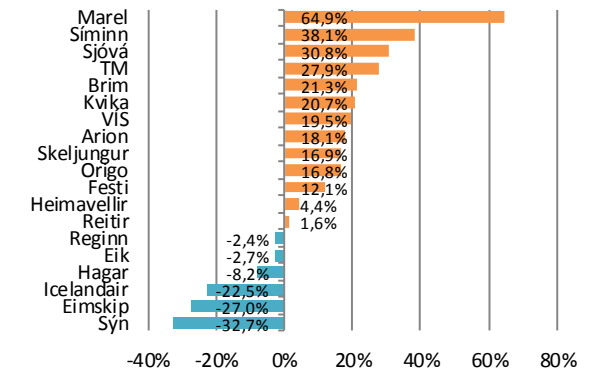
Breyting í vikunni



Velta



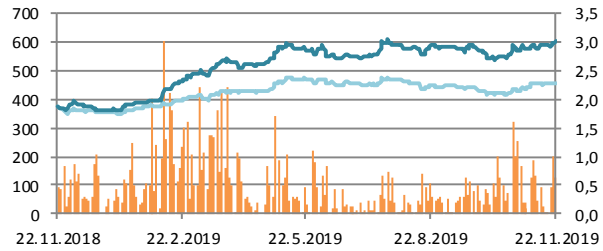
Frá áramótum



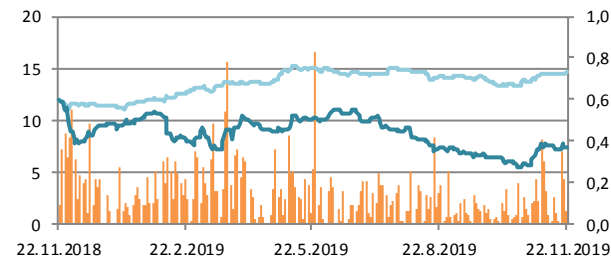
Hlutabréf

— Velta (h.ás, ma.kr./dag)
— Verð
— OMXIB

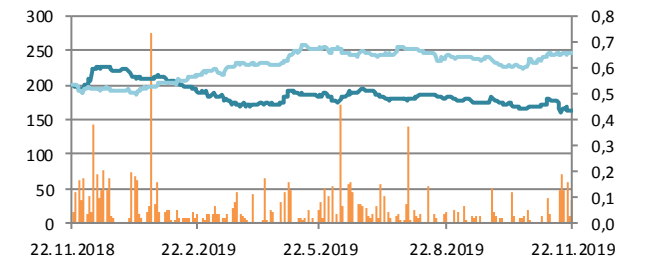
Marel



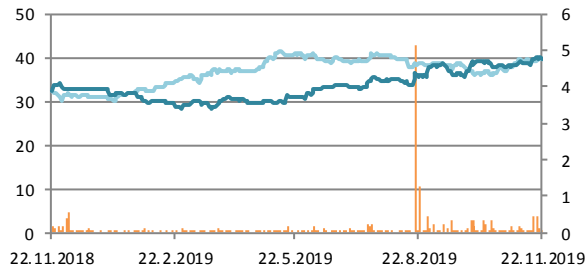
Icelandair



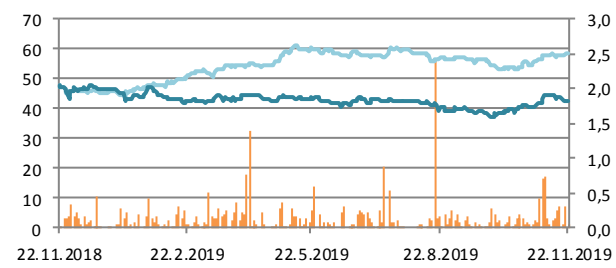
Eimskip



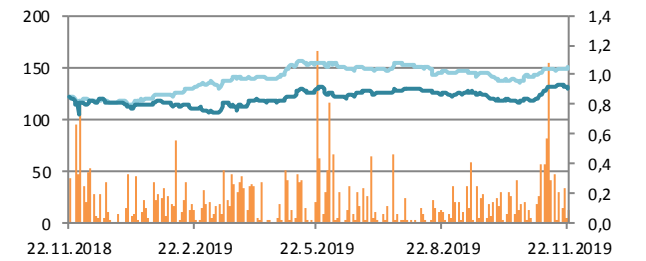
HB Grandi



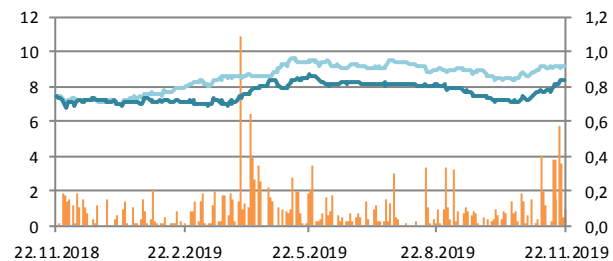
Hagar



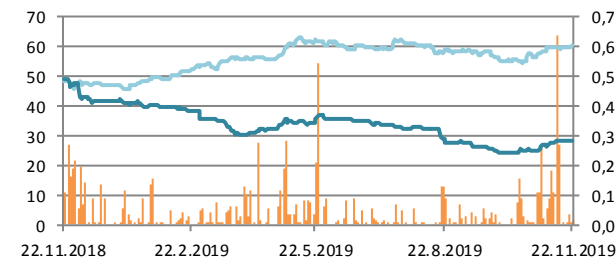
Festi



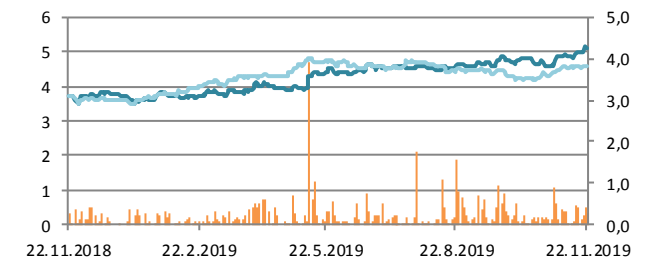
Skeljungur



Sýn



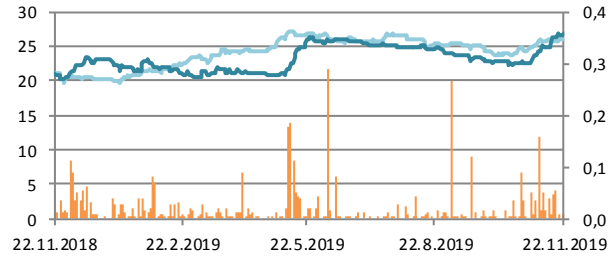
Síminn



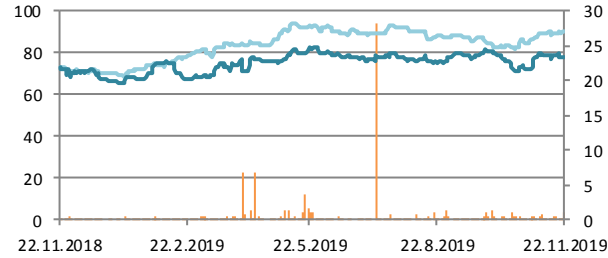
Hlutabréf

— Velta (h.ás, ma.kr./dag)
— Verð
— OMXIB

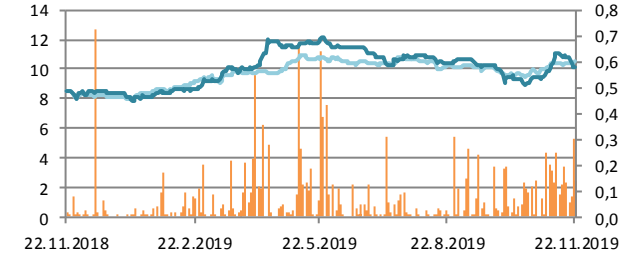
Origo



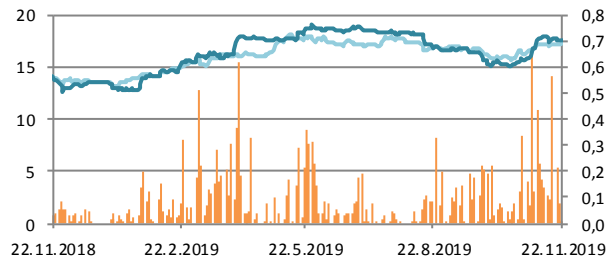
Arion



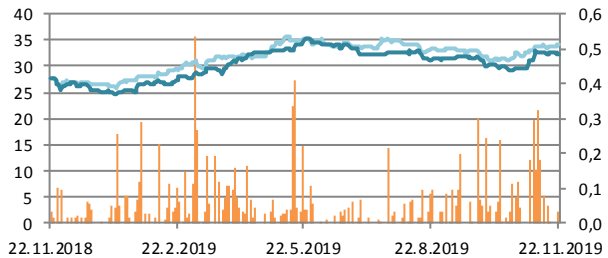
Kvika



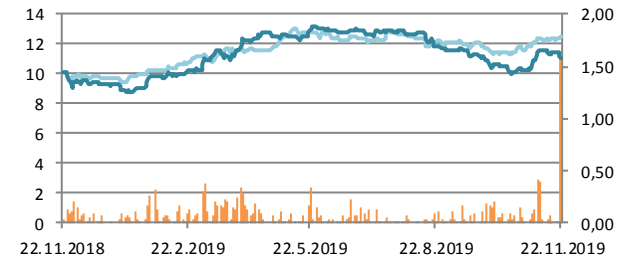
Sjóvá



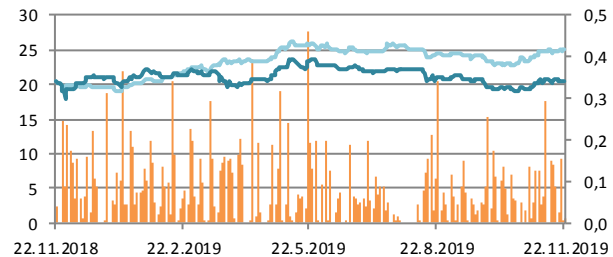
TM



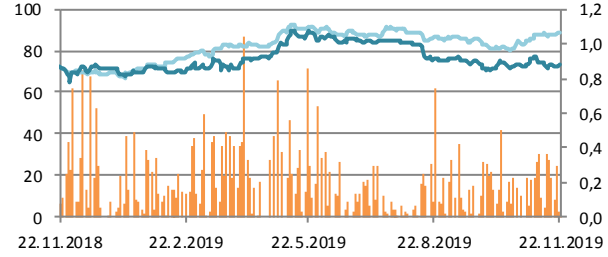
VÍS



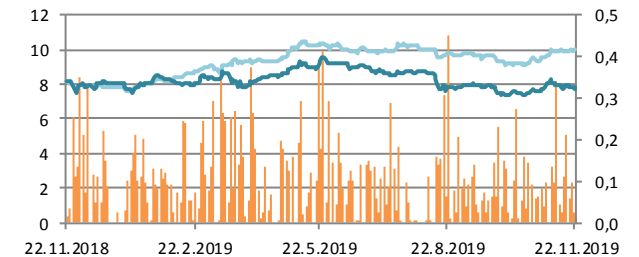
Reginn



Reitir



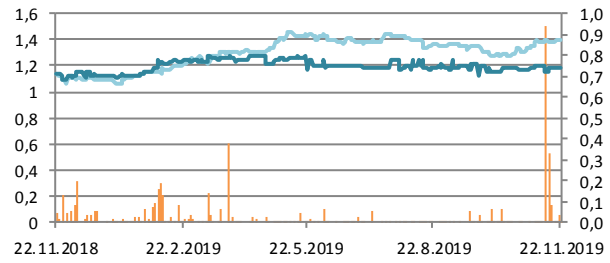
Eik



Hlutabréf

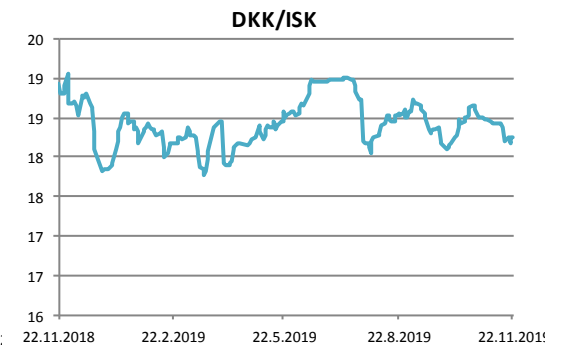
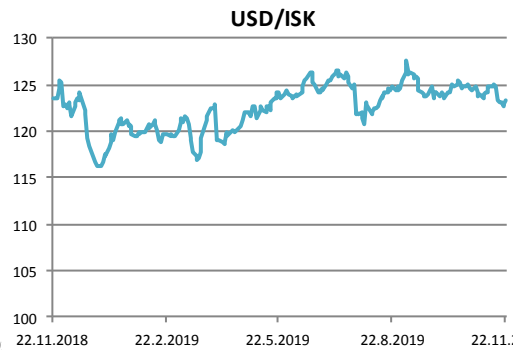
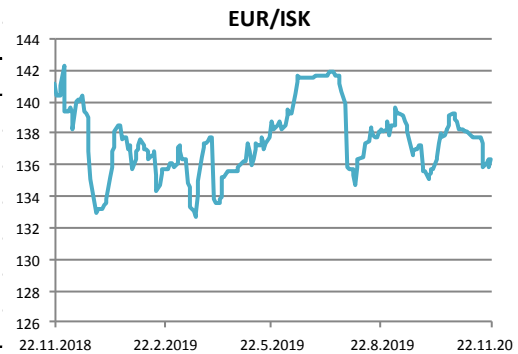
- Velta (h.ás, ma.kr./dag)
- Verð
- OMXIB

Heimavellir

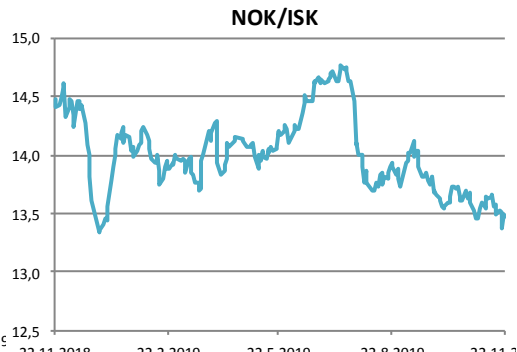
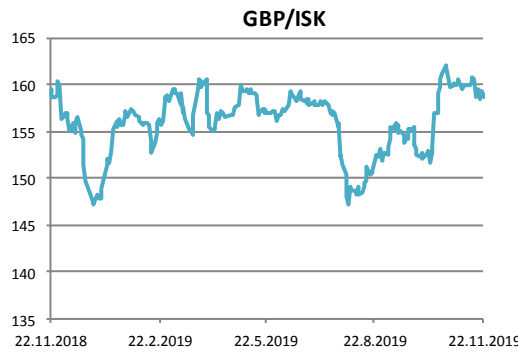
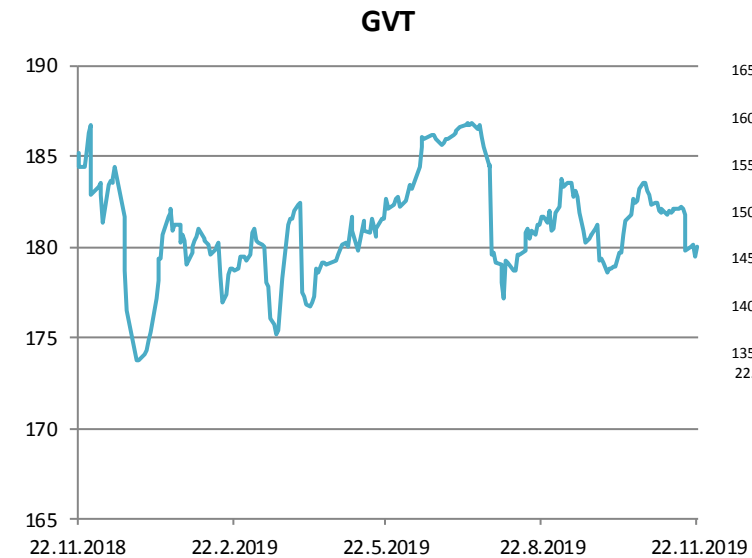


Gjaldeyrismarkaðurinn

Gengi ISK	22.nóv	áramót	Breyting síðan ...			
			1V	1M	3M	12M
GVT	180,0	3,4%	0,1%	-1,9%	-0,9%	-2,8%
EUR	136,3	2,3%	0,3%	-2,2%	-1,4%	-3,5%
USD	123,2	5,9%	0,0%	-1,4%	-1,3%	-0,3%
GBP	158,7	7,0%	0,0%	-2,0%	4,7%	-0,5%
SEK	12,8	-1,7%	0,4%	-1,4%	-0,8%	-6,4%
DKK	18,2	2,2%	0,3%	-2,2%	-1,7%	-3,6%
NOK	13,5	0,5%	-0,1%	-1,6%	-3,3%	-7,0%
JPY	1,14	7,4%	0,1%	-1,4%	-3,2%	3,7%



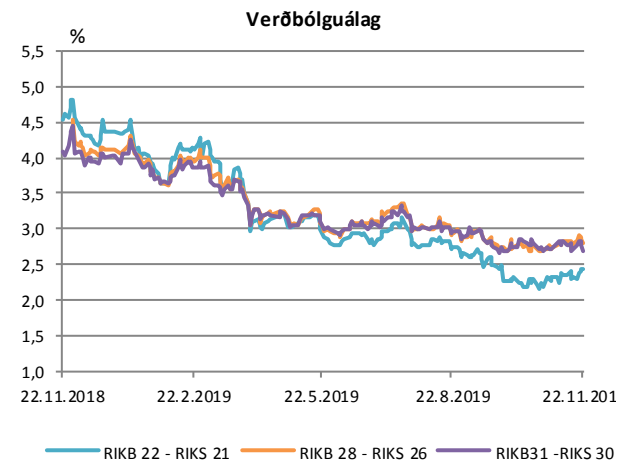
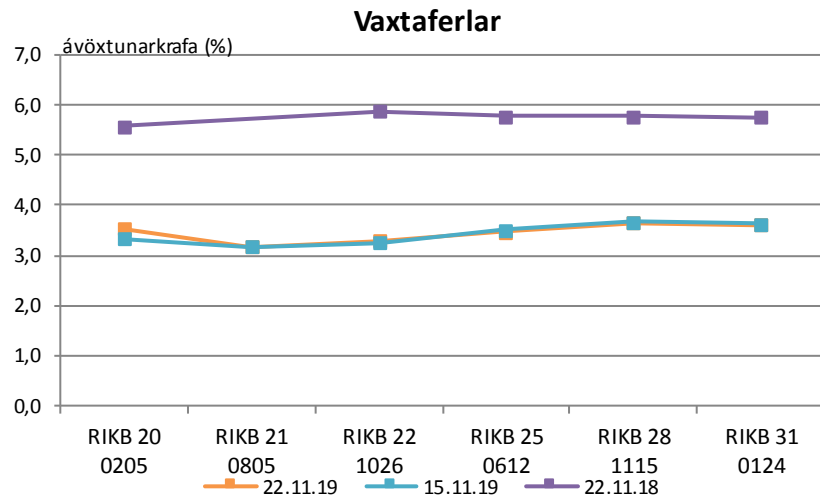
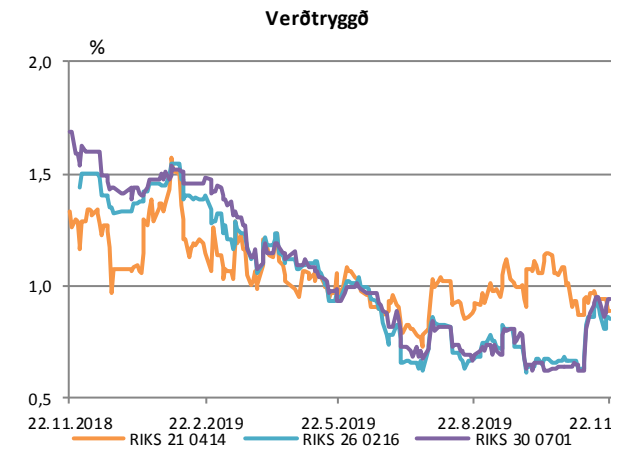
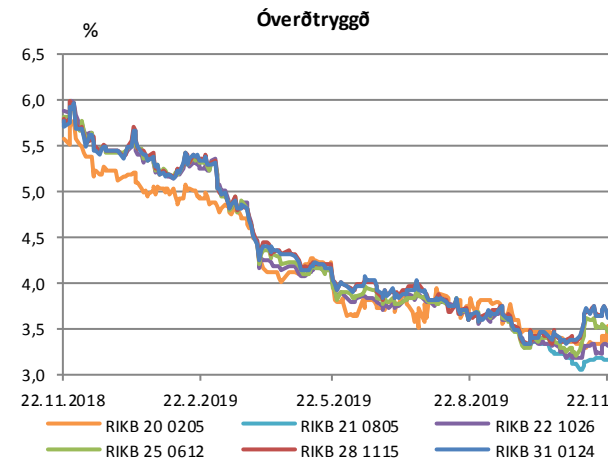
Miðgengi Seðlabanka Íslands. Heimild: Kodiak



Ríkisbréf

	verð	krafa	velta (ma.kr./viku)	Breyting síðan ...				
				árm.	1V	1M	3M	12M
RIKB 20 0205	100,50	3,54	0,4	-1,59	0,20	0,14	-0,29	-2,05
RIKB 21 0805	100,53	3,16	0,5		-0,01	-0,07		
RIKB 22 1026	110,80	3,30	1,7	-2,14	0,05	0,07	-0,35	-2,57
RIKB 25 0612	122,48	3,47	2,8	-1,96	-0,05	0,18	-0,17	-2,31
RIKB 28 1115	110,20	3,65	2,9	-1,80	-0,01	0,27	0,01	-2,14
RIKB 31 0124	126,05	3,62	2,4	-1,82	-0,01	0,27	-0,02	-2,15
RIKS 21 0414	103,99	0,88	0,1	-0,19	-0,06	-0,20	-0,02	-0,45
RIKS 26 0216	105,08	0,70	1,3	-0,63	-0,17	0,02	0,03	
RIKS 30 0701	123,20	0,94	0,7	-0,47	0,02	0,30	0,25	-0,75

Heimild: Kodiak

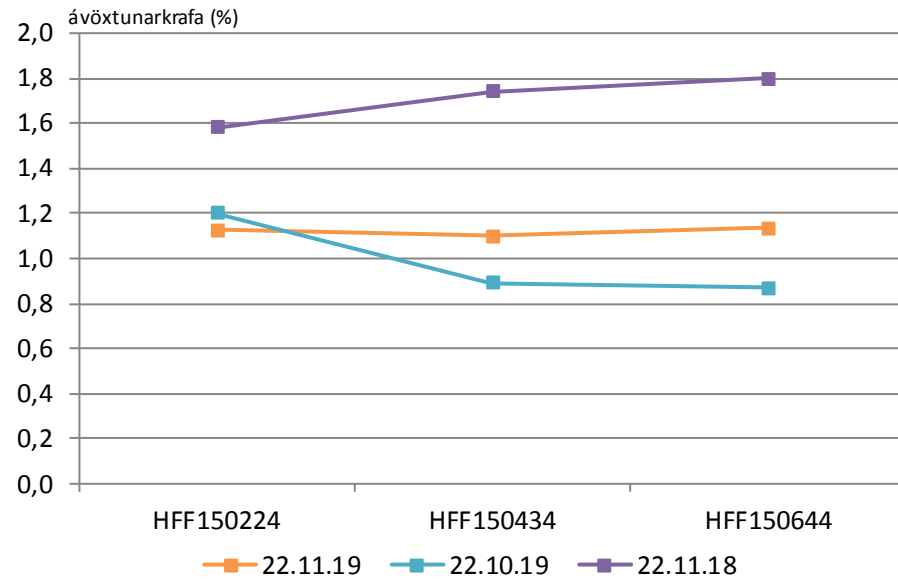


Íbúðabréf

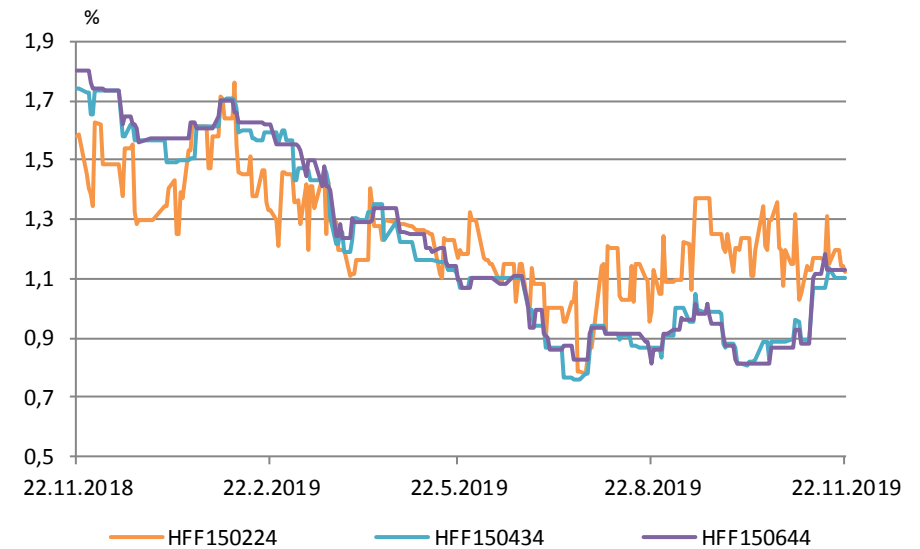
	verð	krafa	velta (ma.kr./viku)	Breyting síðan ...				
				árm.	1V	1M	3M	12M
HFF150224	105,88	1,13	0,7	-0,17	-0,02	-0,08	0,14	-0,46
HFF150434	120,11	1,10	0,2	-0,46	-0,03	0,21	0,24	-0,64
HFF150644	133,68	1,13	0,3	-0,44	0,00	0,26	0,32	-0,67

Heimild: Kodiak

Vaxtaferlar



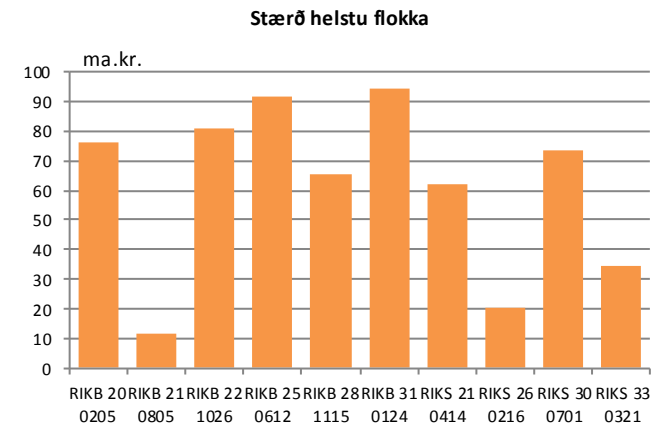
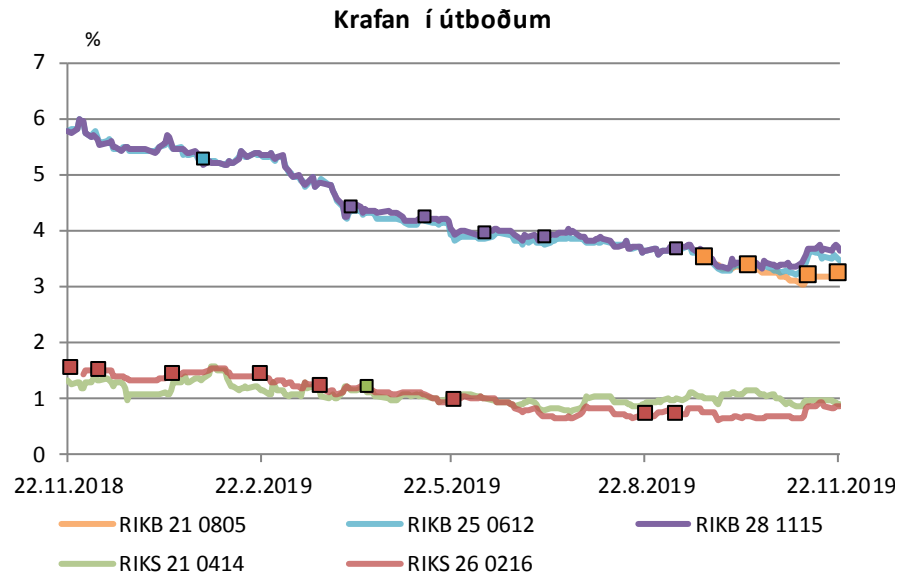
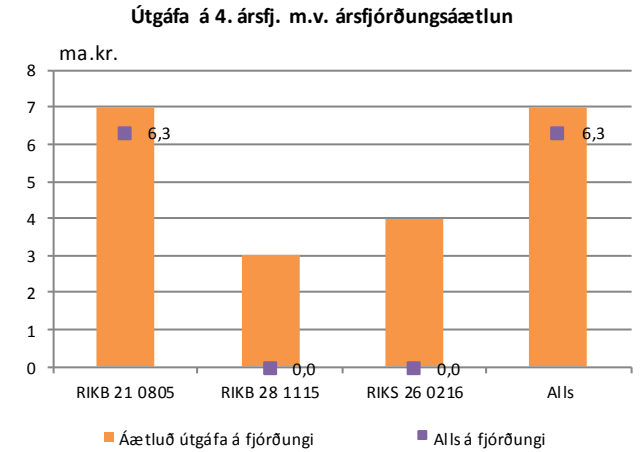
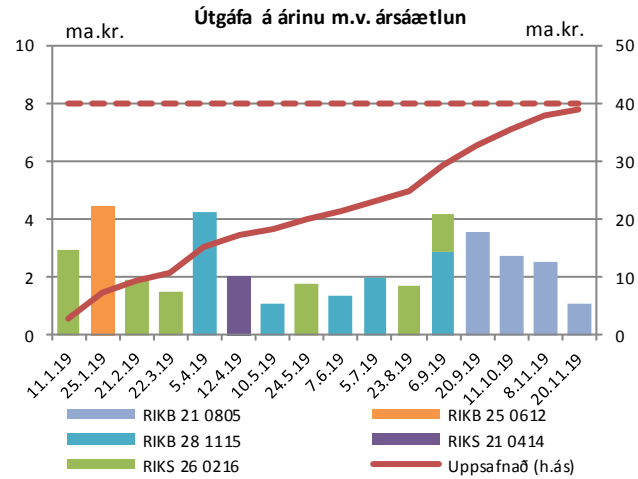
Þróun á kröfu



Útboð ríkisbréfa

Seinustu útboð		Tilboð	Samþykkt	Verð	Krafa
Dags	Flokkur				
22.11.19	RIKB 21 0805	1,2	1,1	100,46	3,210
8.11.19	RIKB 21 0805	4,8	2,5	100,56	3,160
20.9.19	RIKB 21 0805	8,7	2,5	100,27	3,340
6.9.19	RIKB 21 0805	6,7	3,4	99,99	3,500
6.9.19	RIKS 26 0216	4,5	1,1	104,68	0,752
23.8.19	RIKB 28 1115	4,6	2,6	110,18	3,670
5.7.19	RIKS 26 0216	1,7	1,5	104,95	0,714

Að nafnvirði (ma.kr.) Heimild: Lánamál Ríkisins

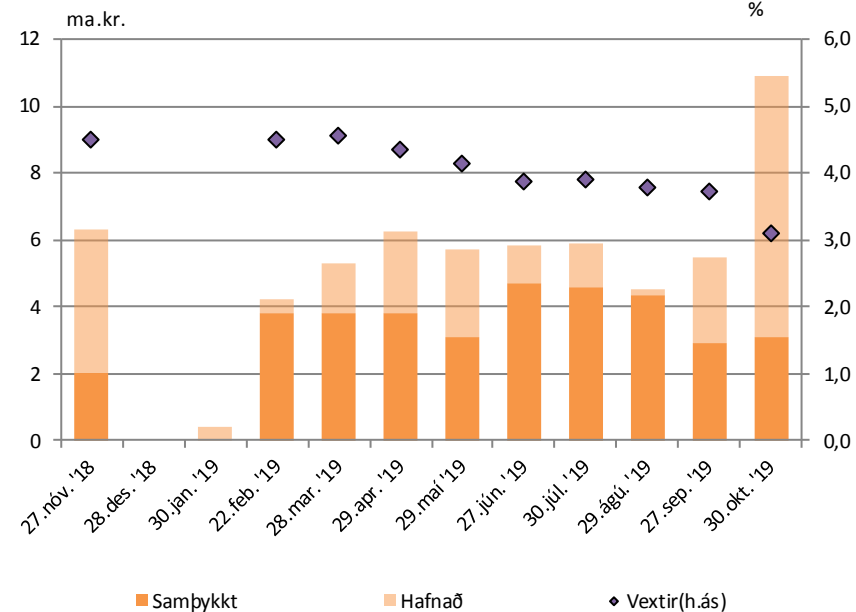


Útboð ríkisvígla

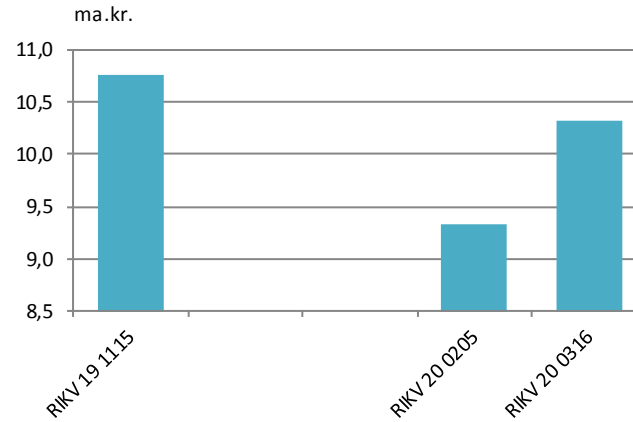
Dags.	Flokkur	Samþykkt	Vextir
31.10.19	RIKV 20 0316	3,1	3,10
27.09.19	RIKV 20 0316	2,9	3,75
29.08.19	RIKV 20 0316	4,3	3,80
30.07.19	RIKV 20 0205	4,6	3,90
27.06.19	RIKV 20 0205	4,7	3,90
29.05.19	RIKV 19 1115	3,1	4,15

Heimild: Lánamál ríkisins

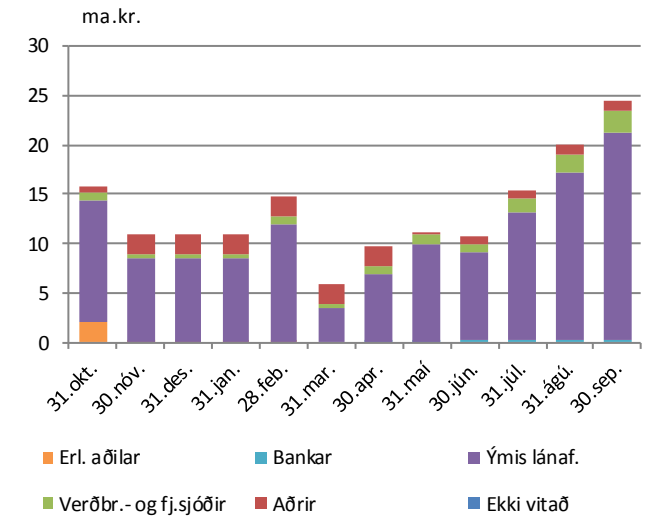
Niðurstaða útboða



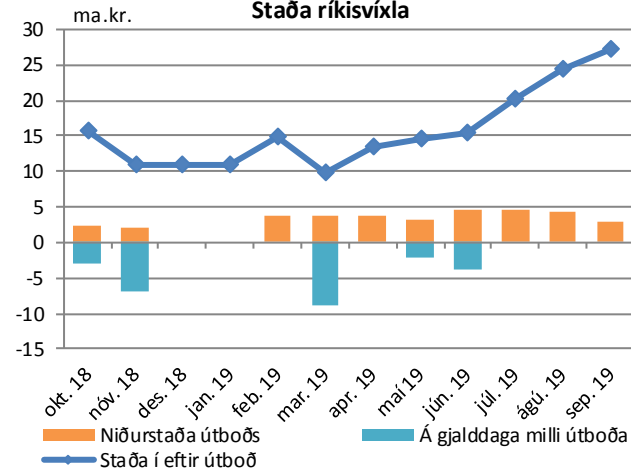
Útstandandi ríkisvíglar



Eigendaskipting



Staða ríkisvígla

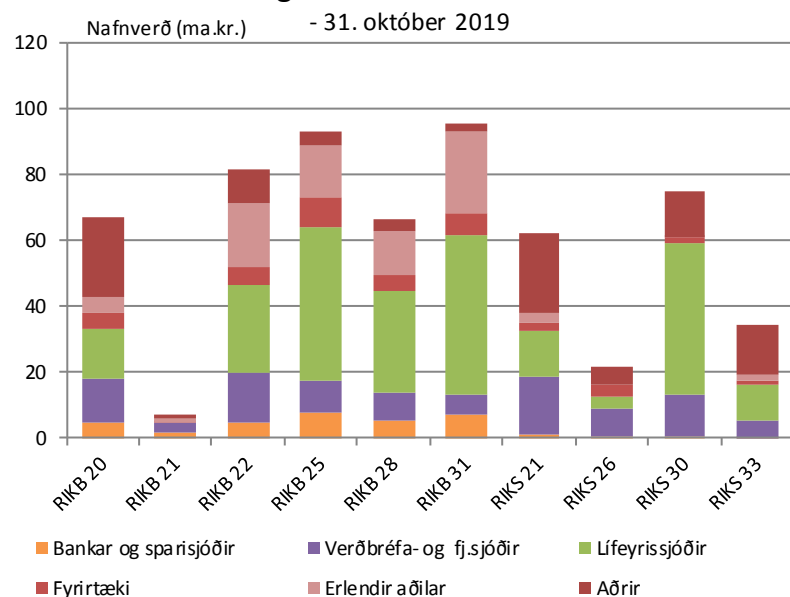


Eigendaskipti ríkisbréfa

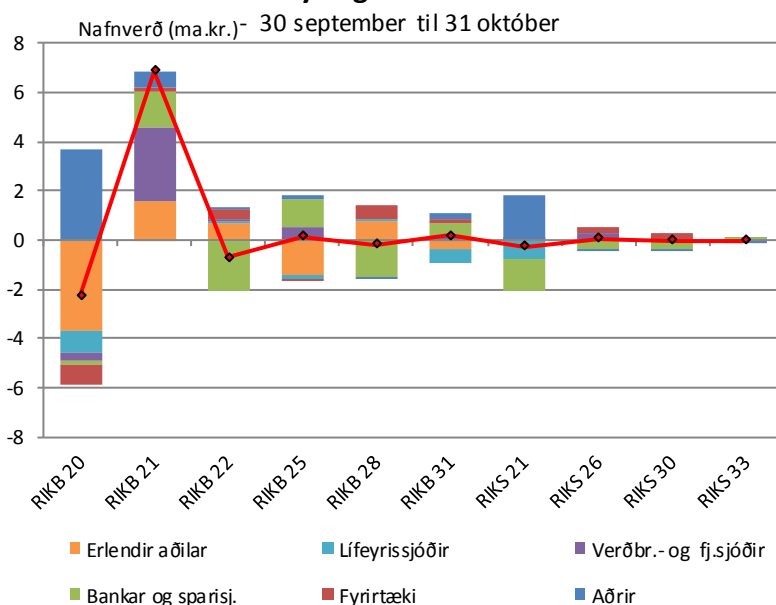
	Eigendaskipting (ma.kr.)									
	RIKB 20	RIKB 22	RIKB 25	RIKB 28	RIKB 31	RIKS 21	RIKS 26	RIKS 30	RIKS 33	Alls
Bankar og sparissjóðir	4,6	4,7	7,7	5,6	7,5	1,3	0,7	0,5	0,1	32,5
Verðbréfa- og fj.sjóðir	13,5	15,2	10,0	8,3	5,8	17,1	8,6	12,8	5,3	96,4
Lífeyrissjóðir	15,2	26,6	46,2	30,6	48,6	14,4	3,1	46,1	11,0	241,8
Fyrirtæki	4,8	5,7	9,0	5,1	6,5	2,4	3,9	1,3	1,0	39,7
Aðrir	24,1	10,1	3,9	3,3	2,6	24,4	5,6	14,4	14,9	103,2
Erlendir aðilar	5,0	19,2	16,2	13,4	24,5	2,8	0,0	0,0	2,0	83,0
Nafnverð alls (ma.kr)	67,2	81,4	92,9	66,3	95,3	62,3	21,8	75,1	34,2	596,5

Heimild: Lánamál ríkisins

Eigendur ríkisverðbréfa



Breyting milli mánaða

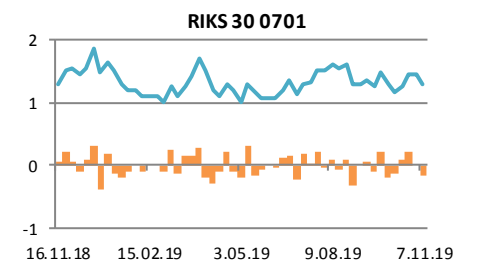
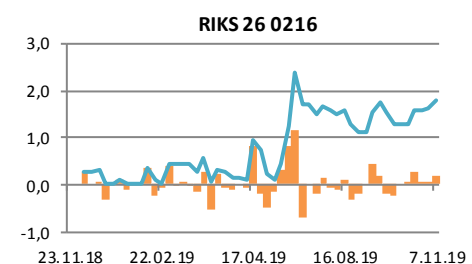
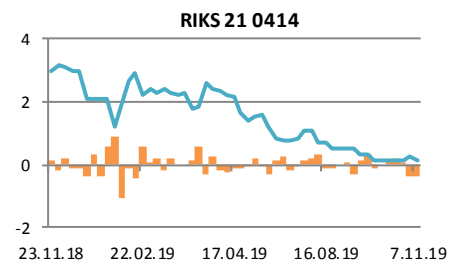
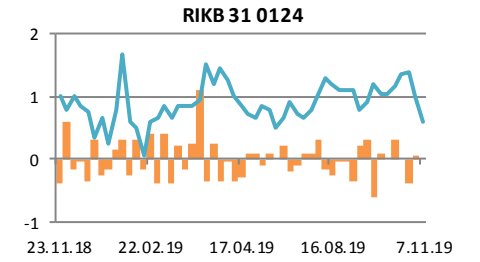
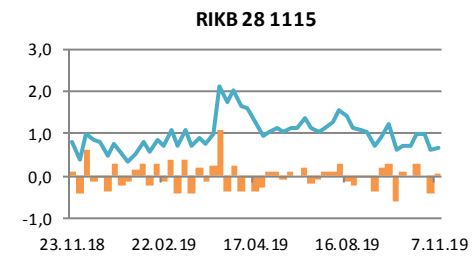
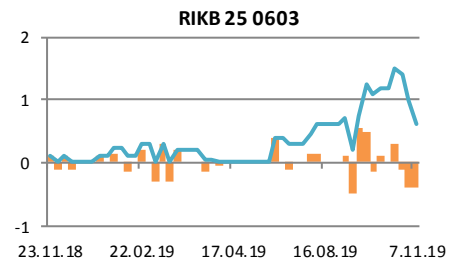
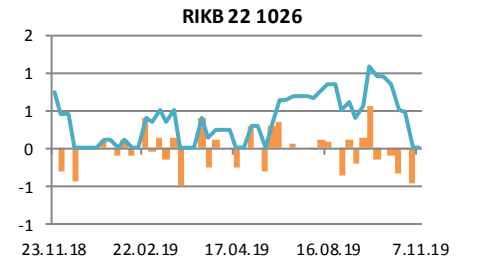

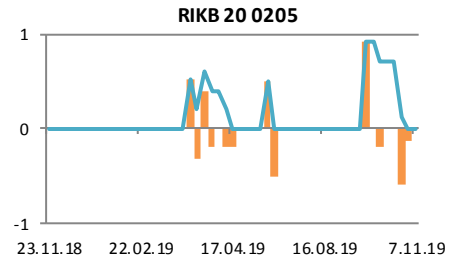
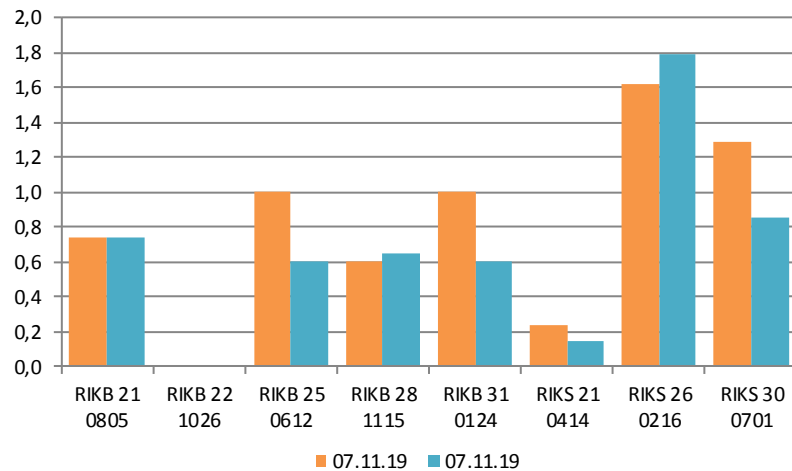


Verðbréfalán

Flokkur	Nafnverð (m.kr.)	Breyting síðan				
		1V	4V	12V	26V	52V
RIKB 21 0805	741	0	741	741	741	741
RIKB 22 1026	0	0	-850	-860	0	-750
RIKB 25 0612	600	-400	-600	0	600	500
RIKB 28 1115	650	50	-50	-500	-600	-150
RIKB 31 0124	600	-400	-550	-500	-250	-400
RIKS 21 0414	150	-85	50	-350	-2.012	-2.830
RIKS 26 0216	1.795	174	494			
RIKS 30 0701	850	-434	-400	-769	-454	-650

Heimild: Lánamál Ríkisins

Breyting milli vikna



Innihald og form skjals þessa er unnið af starfsmönnum Hagfræðideildar Landsbankans hf. (hagfraedideild@landsbankinn.is) og byggist á aðgengilegum opinberum upplýsingum á þeim tíma sem greiningin var unnin. Mat á þeim upplýsingum endurspeglar skoðanir starfsmanna Hagfræðideildar Landsbankans á þeim degi þegar greiningin er dagsett, en þær geta breyst án fyrirvara.

Landsbankinn hf. og starfsfólk hans taka ekki ábyrgð á viðskiptum sem byggð eru á þeim upplýsingum og skoðunum sem hér eru settar fram.

Bent skal á að Landsbankinn hf. getur á hverjum tíma haft beinna eða óbeinna hagsmuna að gæta, ýmist sjálfur, dótturfélög hans eða fyrir hönd viðskiptamanna, s.s. sem fjárfestir, lánardrottinn eða þjónustuaðili. Greiningar eru engu að síður unnar sjálfstætt af Hagfræðideild Landsbankans og innan Landsbankans eru í gildi reglur um aðskilnað starfssviða sem eru aðgengilegar á vef bankans.

