



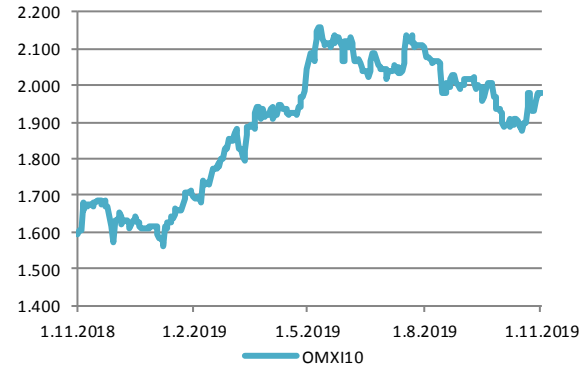
Vikubyrjun
Innlendar markaðsupplýsingar
4. nóvember 2019

Hlutabréf

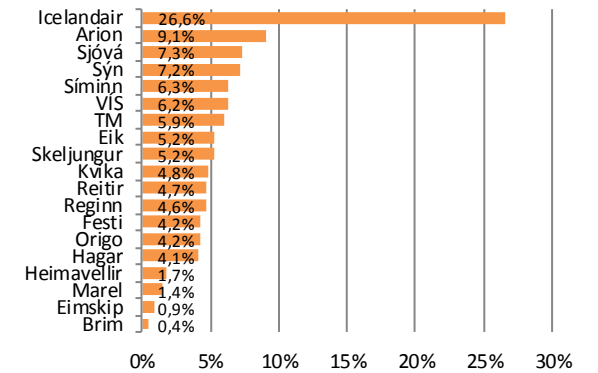
| Félag | Verð | Velta (m.kr.) | áramót | Breyting síðan ... | | | |
|-------------|--------|---------------|--------|--------------------|-------|--------|--------|
| | | | | 1V | 1M | 3M | 12M |
| OMX10 | 1978,3 | 11.214 | 22,6% | 2,5% | 2,8% | -6,0% | 24,3% |
| Marel | 576,0 | 1.355 | 58,0% | 1,4% | 2,9% | -2,0% | 53,9% |
| Icelandair | 7,2 | 676 | -24,9% | 26,6% | 10,6% | -22,5% | -2,2% |
| Eimskip | 170,5 | 45,1 | -23,7% | 0,9% | -2,3% | -7,1% | -1,1% |
| Brim | 38,1 | 242 | 16,5% | 0,4% | -3,1% | 8,7% | 23,9% |
| Hagar | 42,1 | 731 | -9,7% | 4,1% | 9,4% | -1,9% | -9,7% |
| Festi | 123,5 | 744 | 6,9% | 4,2% | 3,3% | -4,3% | 3,3% |
| Skeljungur | 7,7 | 243 | 6,8% | 5,2% | 5,1% | -6,8% | 7,9% |
| Sýn | 26,8 | 603 | -35,9% | 7,2% | 9,6% | -18,7% | -52,3% |
| Síminn | 4,9 | 2.023 | 31,6% | 6,3% | 3,8% | 6,3% | 29,9% |
| Origo | 23,6 | 140 | 2,7% | 4,2% | 3,6% | -4,8% | 14,5% |
| Arion | 78,1 | 955 | 18,2% | 9,1% | -3,3% | 2,6% | 4,8% |
| Kvika | 9,9 | 428 | 18,0% | 4,8% | 2,6% | -10,3% | 34,0% |
| Sjóvá | 16,9 | 1.018 | 25,2% | 7,3% | 10,1% | -8,4% | 22,7% |
| VÍS | 10,9 | 271 | 17,8% | 6,2% | 2,1% | -13,8% | 10,5% |
| TM | 31,3 | 307 | 24,1% | 5,9% | 4,3% | -3,8% | 19,3% |
| Reginn | 20,3 | 382 | -3,8% | 4,6% | 3,0% | -8,6% | 8,8% |
| Reitir | 76,3 | 726 | 6,2% | 4,7% | 6,9% | -9,1% | 10,1% |
| Eik | 8,1 | 325 | 0,5% | 5,2% | 7,8% | -7,4% | 13,2% |
| Heimavellir | 1,2 | 0,9 | 5,3% | 1,7% | 2,6% | 0,0% | 10,2% |

Leiðrétt fyrir arðgreiðslum. Heimild: Kodiak, útreikningar Hagfræðideildar

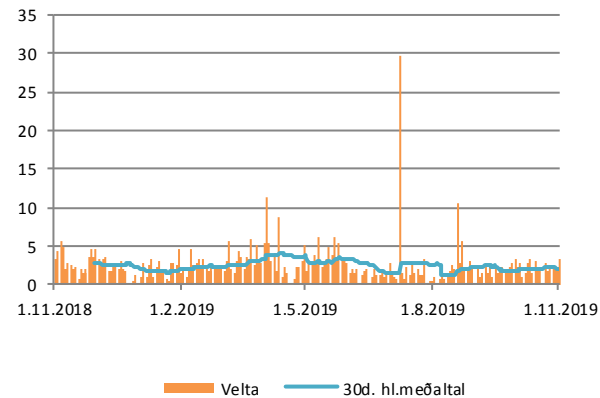
Úrvalsvísitalan



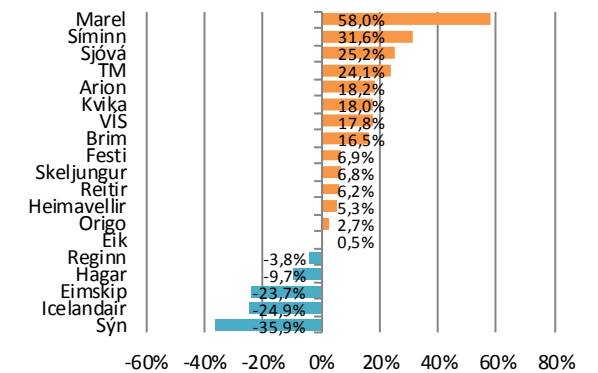
Breyting í vikunni



Velta



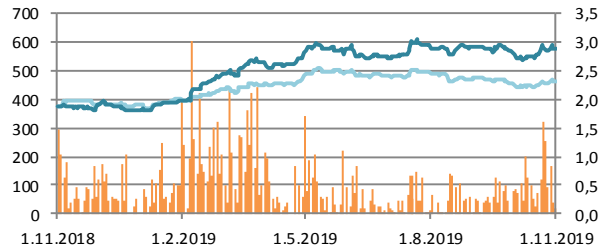
Frá áramótum



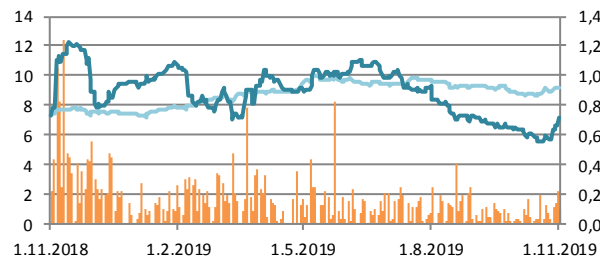
Hlutabréf

— Velta (h.ás, ma.kr./dag)
— Verð
— OMXIB

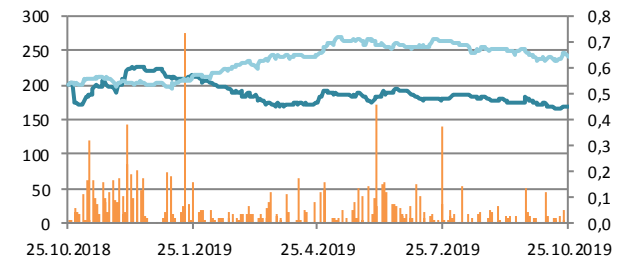
Marel



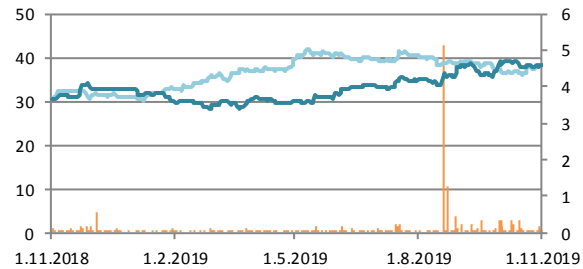
Icelandair



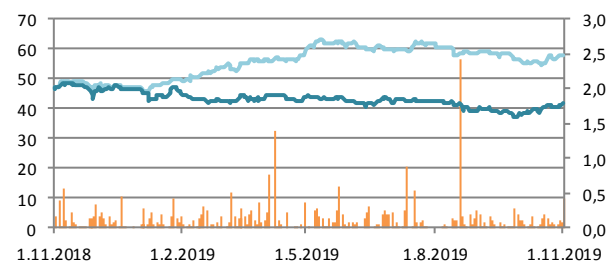
Eimskip



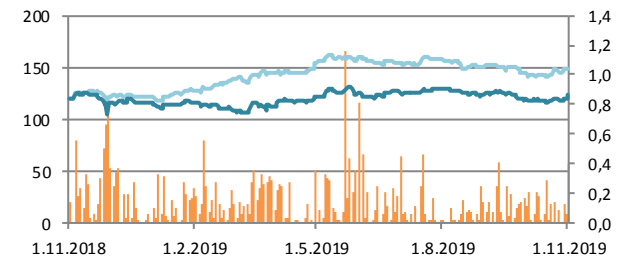
HB Grandi



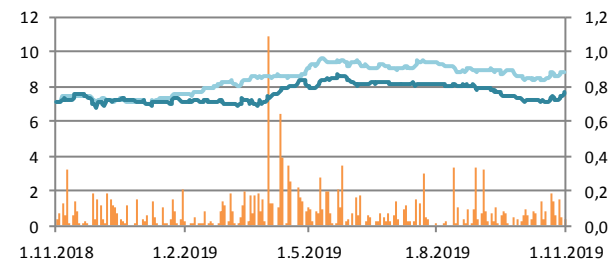
Hagar



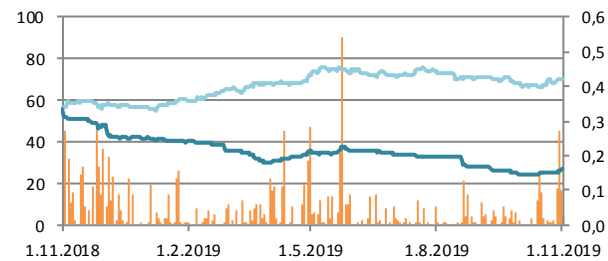
Festi



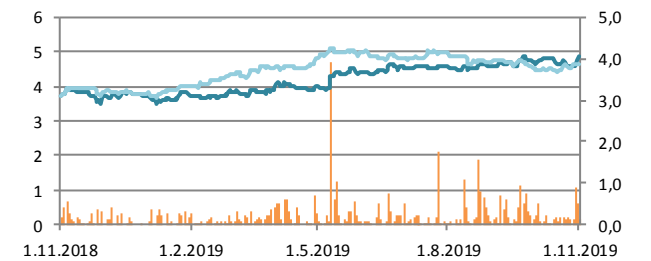
Skeljungur



Sýn



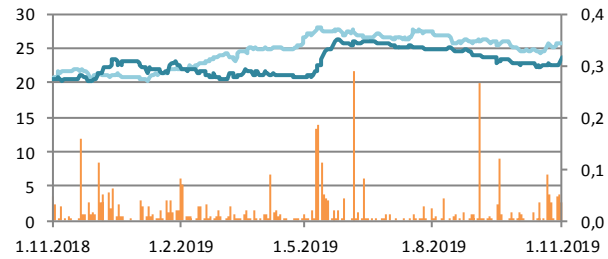
Síminn



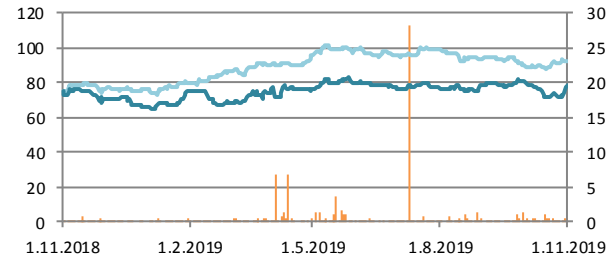
Hlutabréf

— Velta (h.ás, ma.kr./dag)
— Verð
— OMXIB

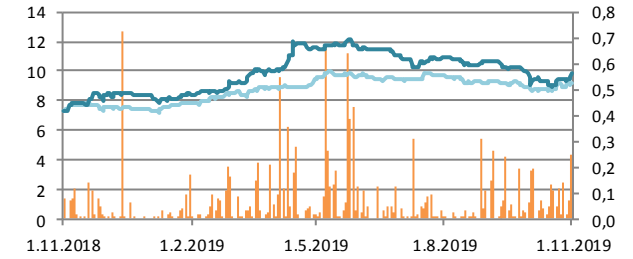
Origo



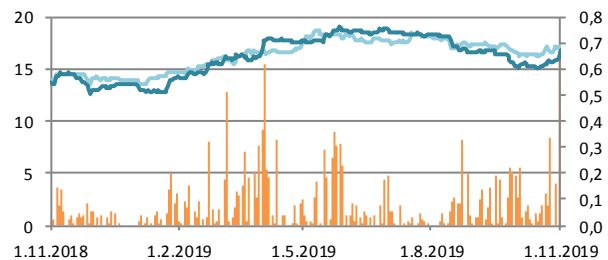
Arion



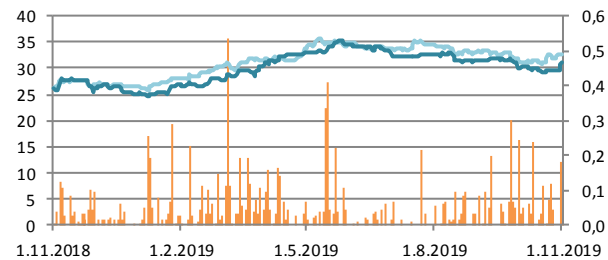
Kvika



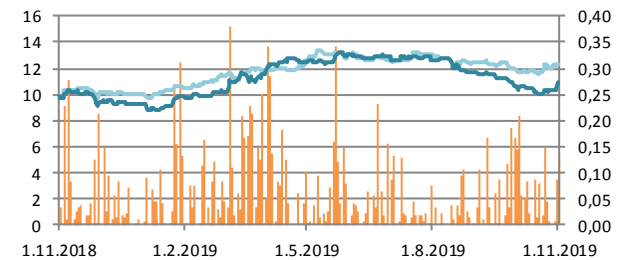
Sjóvá



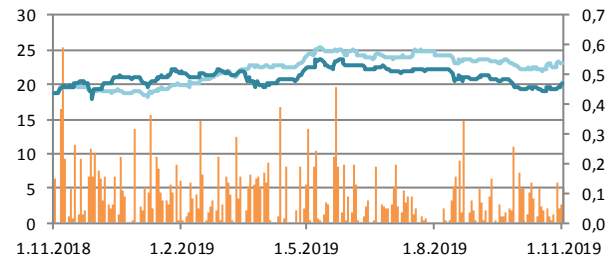
TM



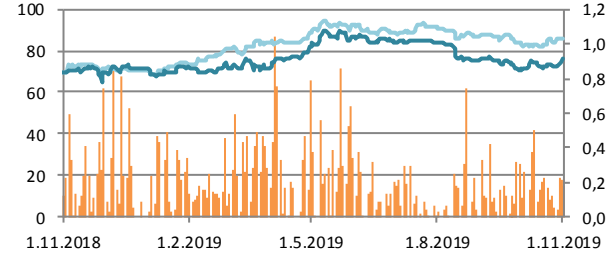
VÍS



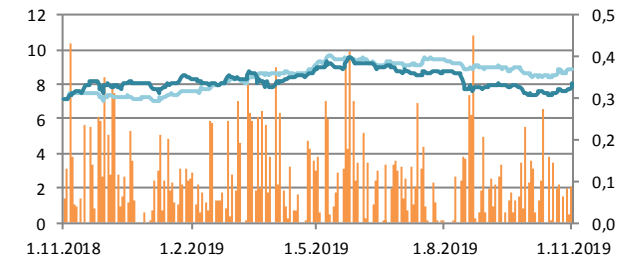
Reginn



Reitir



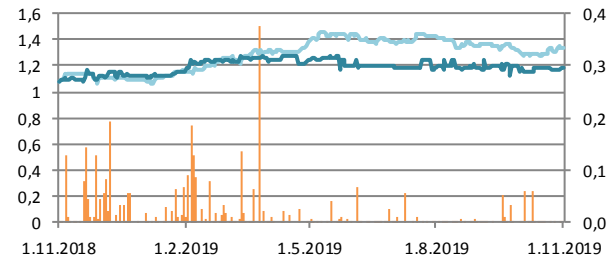
Eik



Hlutabréf

- Velta (h.ás, ma.kr./dag)
- Verð
- OMXIB

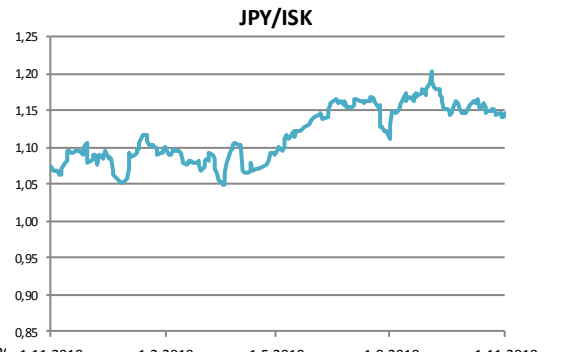
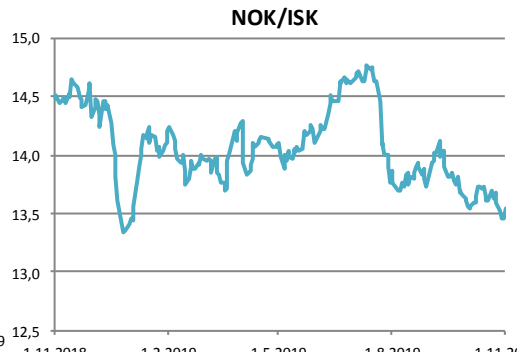
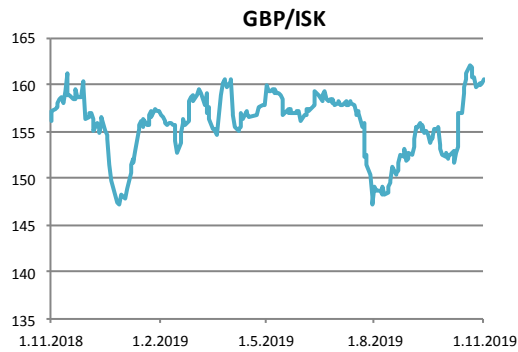
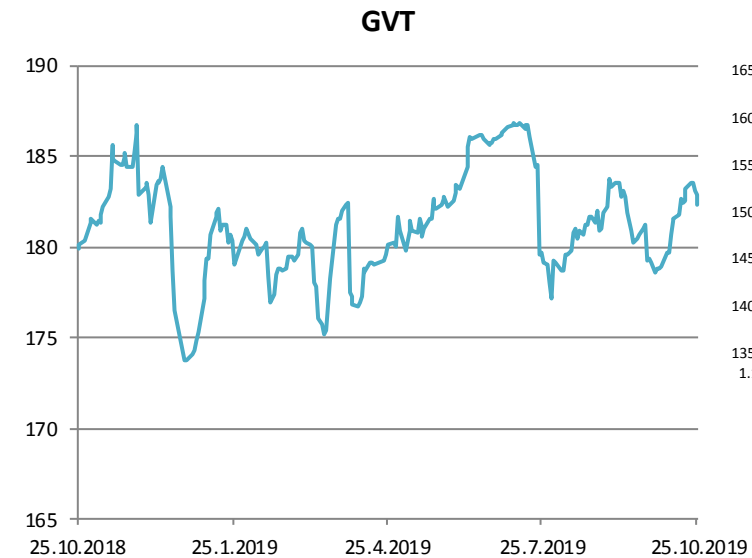
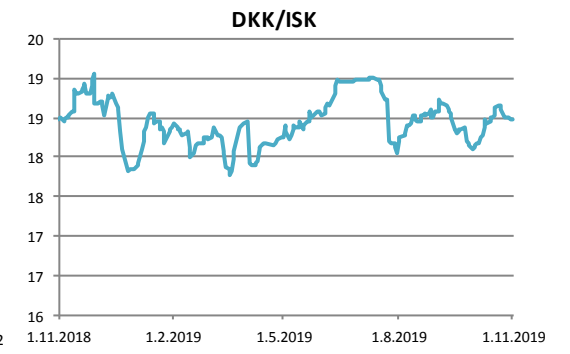
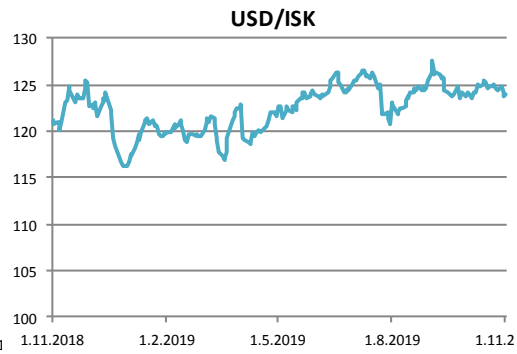
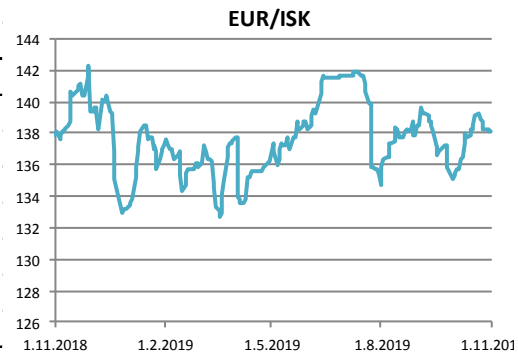
Heimavellir



Gjaldeyrismarkaðurinn

| Gengi ISK | 1.nóv | áramót | Breyting síðan ... | | | |
|-----------|-------|--------|--------------------|-------|-------|-------|
| | | | 1V | 1M | 3M | 12M |
| GVT | 182,1 | 4,6% | -0,1% | 1,8% | 1,6% | 0,4% |
| EUR | 138,1 | 3,7% | -0,1% | 2,1% | 1,6% | 0,1% |
| USD | 123,9 | 6,5% | -0,4% | -0,1% | 0,7% | 2,2% |
| GBP | 160,5 | 8,2% | 0,5% | 5,1% | 7,6% | 2,8% |
| SEK | 12,9 | -1,2% | -0,1% | 2,7% | 1,1% | -3,7% |
| DKK | 18,5 | 3,6% | -0,2% | 2,0% | 1,6% | 0,0% |
| NOK | 13,5 | 1,1% | -0,3% | -0,4% | -2,3% | -6,5% |
| JPY | 1,15 | 8,5% | 0,1% | 0,1% | 1,5% | 6,9% |

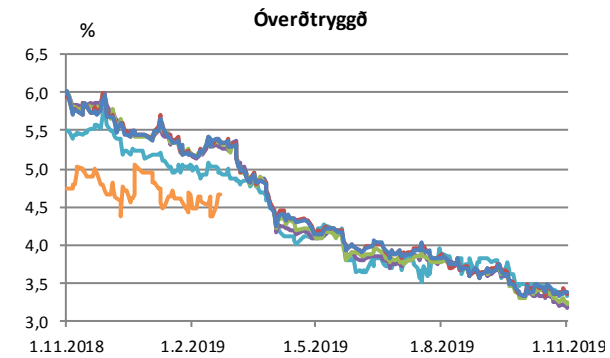
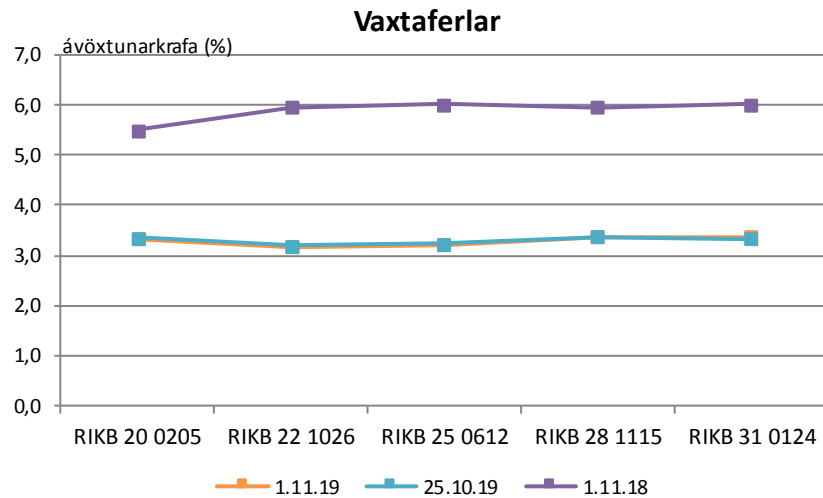
Miðgengi Seðlabanka Íslands. Heimild: Kodiak



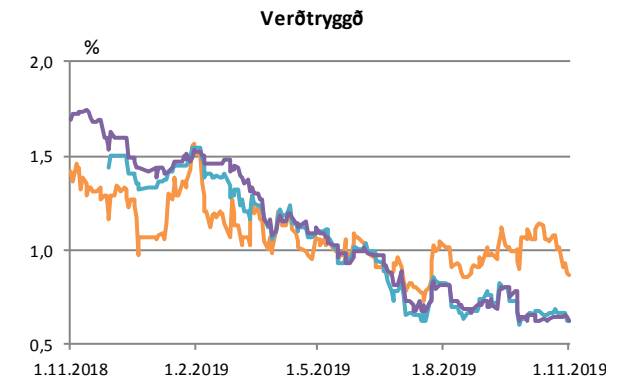
Ríkisbréf

| | verð | krafa | velta (ma.kr./viku) | Breyting síðan ... | | | | |
|--------------|--------|-------|------------------------|--------------------|-------|-------|-------|-------|
| | | | | árm. | 1V | 1M | 3M | 12M |
| RIKB 20 0205 | 100,70 | 3,34 | 0,4 | -1,79 | -0,01 | -0,14 | -0,54 | -2,17 |
| RIKB 22 1026 | 111,39 | 3,17 | 1,6 | -2,27 | -0,01 | -0,16 | -0,62 | -2,78 |
| RIKB 25 0612 | 124,17 | 3,21 | 1,4 | -2,22 | -0,03 | -0,08 | -0,56 | -2,82 |
| RIKB 28 1115 | 112,56 | 3,36 | 2,3 | -2,08 | -0,02 | 0,02 | -0,51 | -2,59 |
| RIKB 31 0124 | 128,81 | 3,37 | 1,6 | -2,07 | 0,03 | 0,05 | -0,45 | -2,65 |
| RIKS 21 0414 | 104,18 | 0,87 | 1,0 | -0,20 | -0,15 | -0,19 | -0,16 | -0,55 |
| RIKS 26 0216 | 105,38 | 0,62 | 0,2 | -0,70 | -0,04 | -0,01 | -0,20 | |
| RIKS 30 0701 | 127,03 | 0,62 | 0,0 | -0,79 | -0,02 | 0,00 | -0,19 | -1,08 |

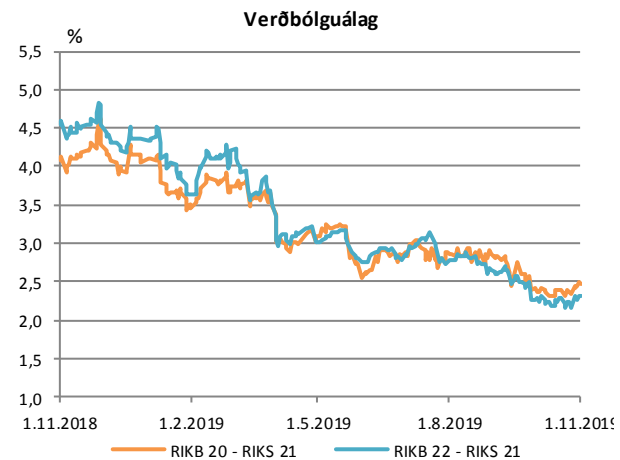
Heimild: Kodiak



RIKB 19 0226 RIKB 20 0205 RIKB 22 1026
 RIKB 25 0612 RIKB 28 1115 RIKB 31 0124



RIKS 21 0414 RIKS 26 0216 RIKS 30 0701



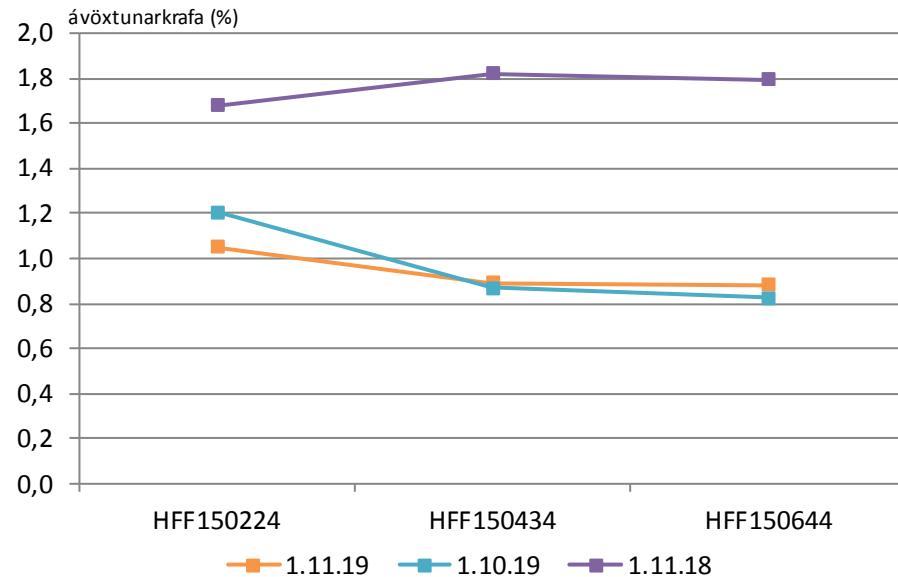
RIKB 20 - RIKS 21 RIKB 22 - RIKS 21

Íbúðabréf

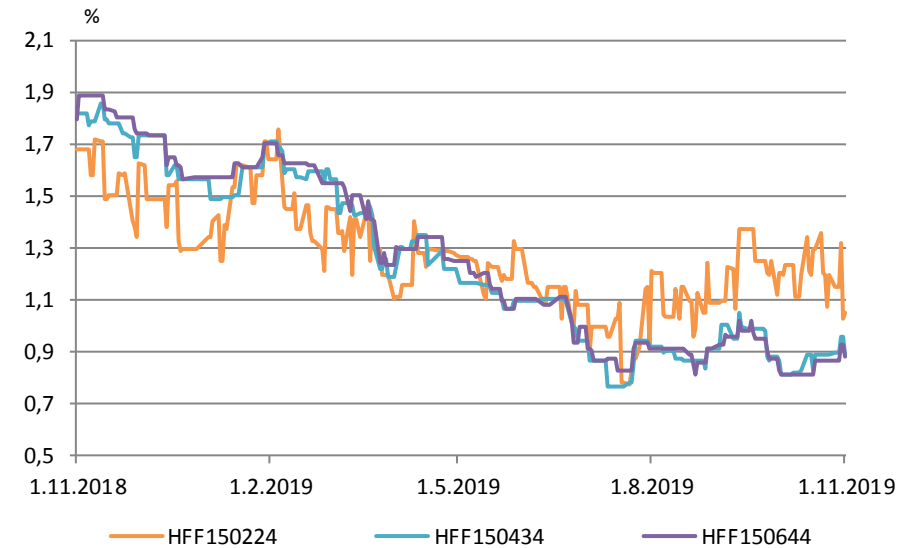
| | verð | krafa | velta (ma.kr./viku) | Breyting síðan ... | | | | |
|-----------|--------|-------|------------------------|--------------------|-------|-------|-------|-------|
| | | | | árm. | 1V | 1M | 3M | 12M |
| HFF150224 | 106,20 | 1,05 | 1,6 | -0,25 | -0,15 | -0,15 | -0,16 | -0,63 |
| HFF150434 | 122,08 | 0,89 | 0,4 | -0,67 | 0,00 | 0,02 | -0,03 | -0,93 |
| HFF150644 | 137,86 | 0,88 | 0,0 | -0,69 | 0,01 | 0,06 | -0,03 | -0,92 |

Heimild: Kodiak

Vaxtaferlar



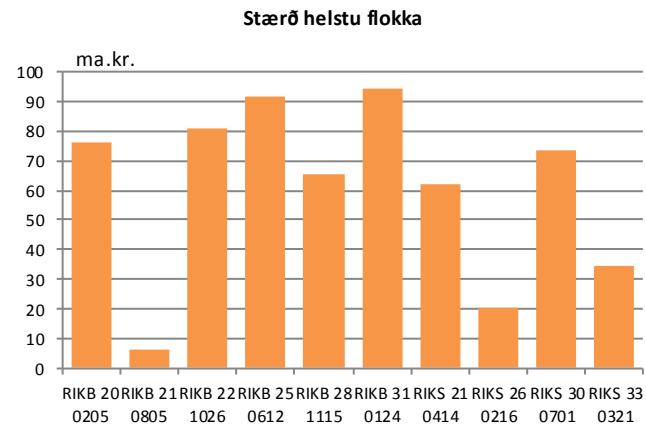
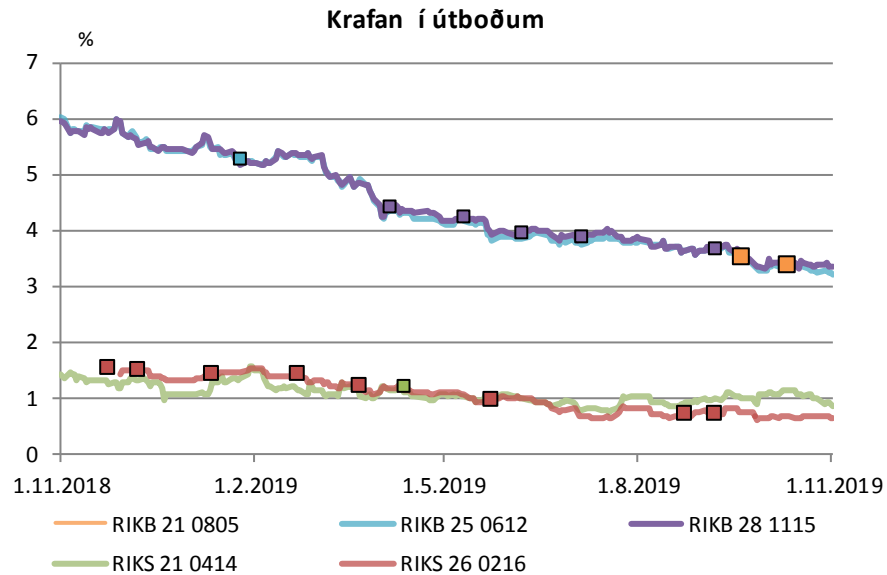
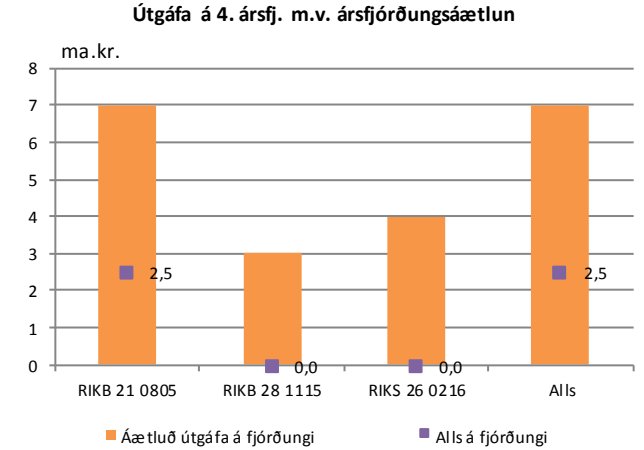
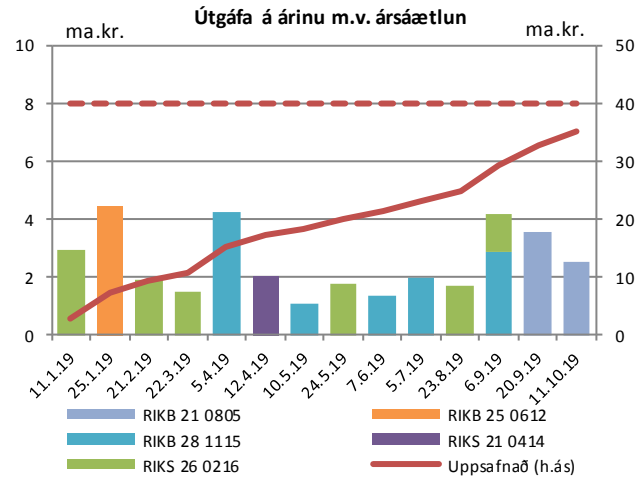
Þróun á kröfu



Útboð ríkisbréfa

| Seinustu útboð | | Tilboð | Samþykkt | Verð | Krafa |
|----------------|--------------|--------|----------|--------|-------|
| Dags | Flokkur | | | | |
| 20.9.19 | RIKB 21 0805 | 8,7 | 2,5 | 100,27 | 3,340 |
| 6.9.19 | RIKB 21 0805 | 6,7 | 3,4 | 99,99 | 3,500 |
| 6.9.19 | RIKS 26 0216 | 4,5 | 1,1 | 104,68 | 0,752 |
| 23.8.19 | RIKB 28 1115 | 4,6 | 2,6 | 110,18 | 3,670 |
| 5.7.19 | RIKS 26 0216 | 1,7 | 1,5 | 104,95 | 0,714 |
| 7.6.19 | RIKB 28 1115 | 4,3 | 1,8 | 108,63 | 3,880 |
| 24.5.19 | RIKB 28 1115 | 1,8 | 1,3 | 108,20 | 3,940 |

Að nafnvirði (ma.kr.) Heimild: Lánamál Ríkisins

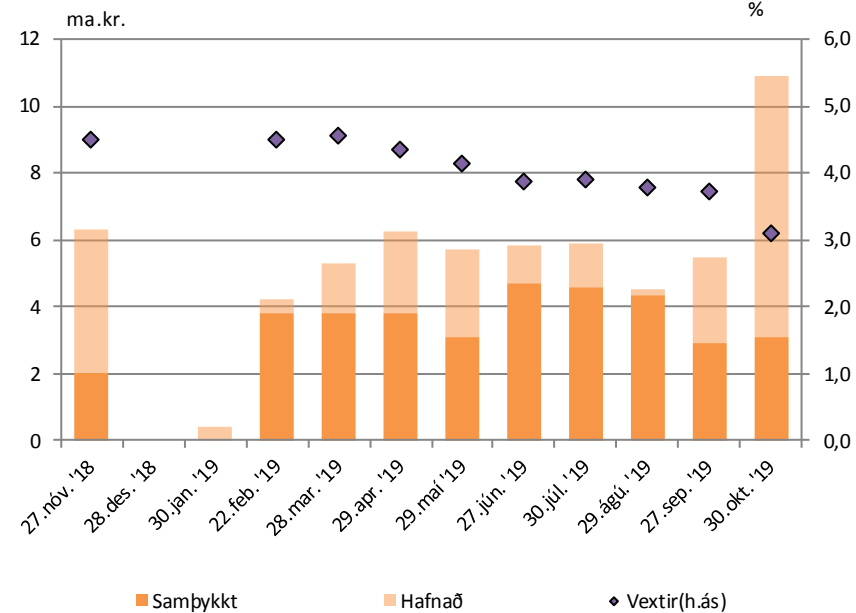


Útboð ríkisvígla

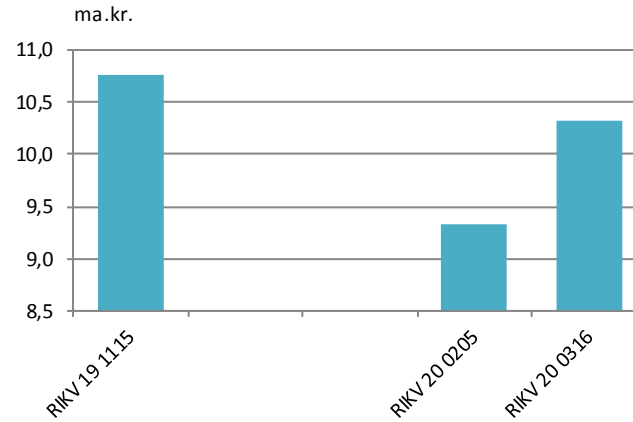
| Dags. | Flokkur | Samþykkt | Vextir |
|----------|--------------|----------|--------|
| 31.10.19 | RIKV 20 0316 | 3,1 | 3,10 |
| 27.09.19 | RIKV 20 0316 | 2,9 | 3,75 |
| 29.08.19 | RIKV 20 0316 | 4,3 | 3,80 |
| 30.07.19 | RIKV 20 0205 | 4,6 | 3,90 |
| 27.06.19 | RIKV 20 0205 | 4,7 | 3,90 |
| 29.05.19 | RIKV 19 1115 | 3,1 | 4,15 |

Heimild: Lánamál ríkisins

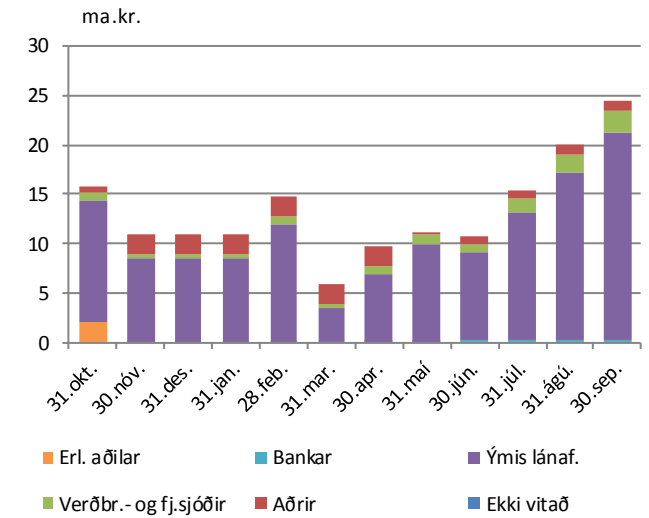
Niðurstaða útboða



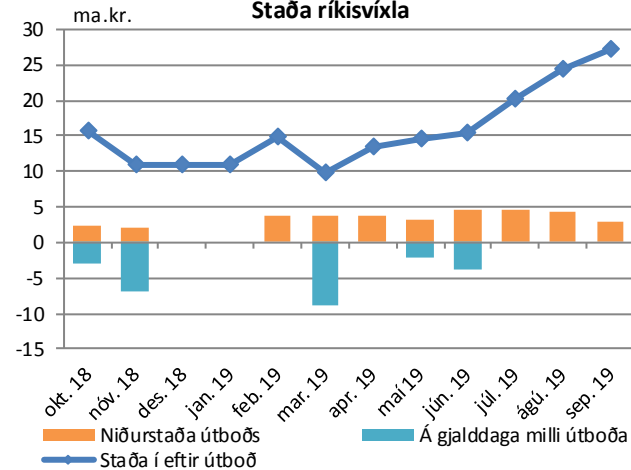
Útstandandi ríkisvíglar



Eigendaskipting



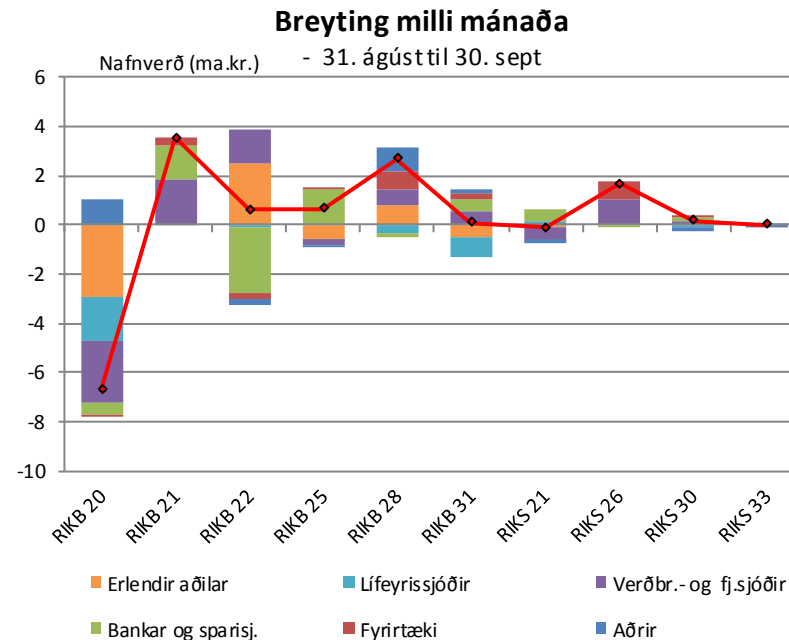
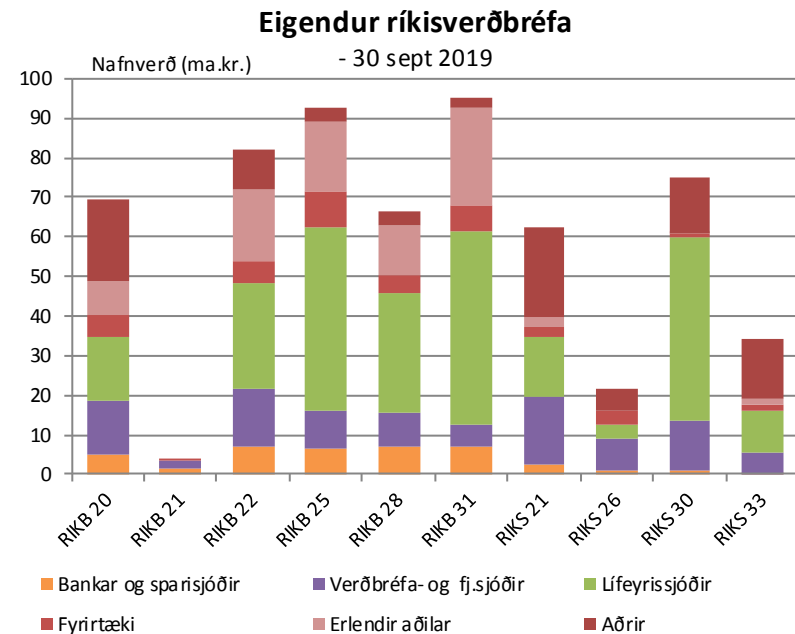
Staða ríkisvígla



Eigendaskipti ríkisbréfa

| | Eigendaskipting (ma.kr.) | | | | | | | | | |
|-------------------------|--------------------------|---------|---------|---------|---------|---------|---------|---------|---------|-------|
| | RIKB 20 | RIKB 22 | RIKB 25 | RIKB 28 | RIKB 31 | RIKS 21 | RIKS 26 | RIKS 30 | RIKS 33 | Alls |
| Bankar og sparisjóðir | 4,7 | 6,8 | 6,5 | 7,0 | 6,9 | 2,6 | 1,0 | 0,9 | 0,0 | 36,5 |
| Verðbréfa- og fj.sjóðir | 13,8 | 15,1 | 9,5 | 8,3 | 5,7 | 17,1 | 8,2 | 12,8 | 5,3 | 95,7 |
| Lífeyrissjóðir | 16,1 | 26,5 | 46,4 | 30,6 | 49,1 | 15,1 | 3,1 | 46,1 | 11,0 | 243,9 |
| Fyrirtæki | 5,7 | 5,4 | 9,1 | 4,5 | 6,3 | 2,3 | 3,7 | 1,1 | 1,1 | 39,1 |
| Aðrir | 20,5 | 9,9 | 3,8 | 3,4 | 2,3 | 22,6 | 5,7 | 14,4 | 14,9 | 97,5 |
| Erlendir aðilar | 8,7 | 18,5 | 17,6 | 12,6 | 24,9 | 2,8 | 0,0 | 0,0 | 2,0 | 87,0 |
| Nafnverð alls (ma.kr) | 69,4 | 82,1 | 92,8 | 66,5 | 95,1 | 62,6 | 21,8 | 75,1 | 34,2 | 599,6 |

Heimild: Lánamál ríkisins

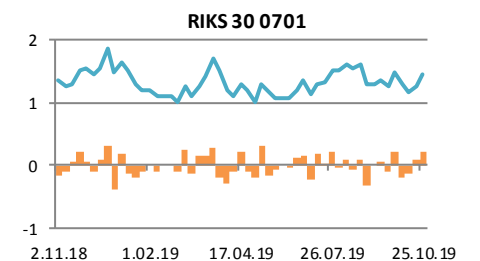
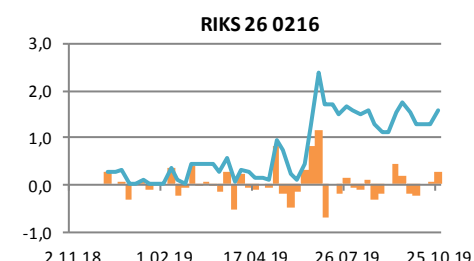
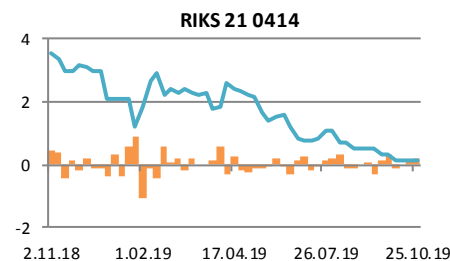
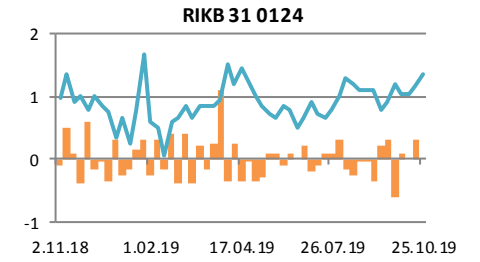
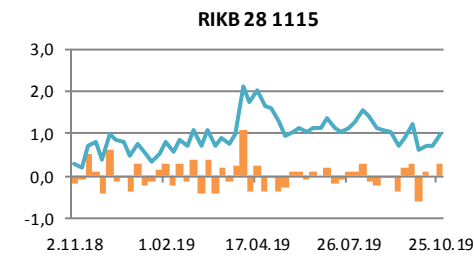
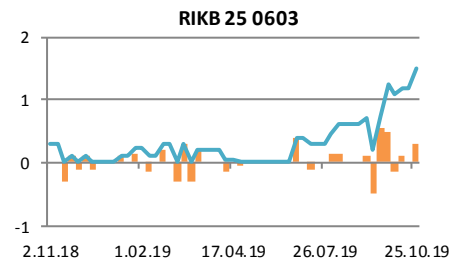
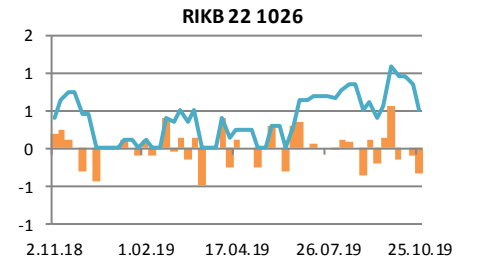
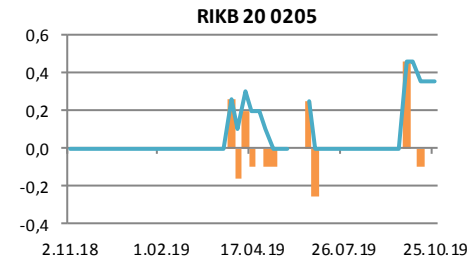
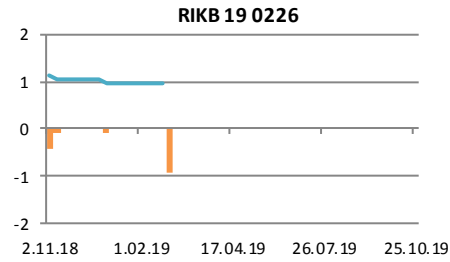
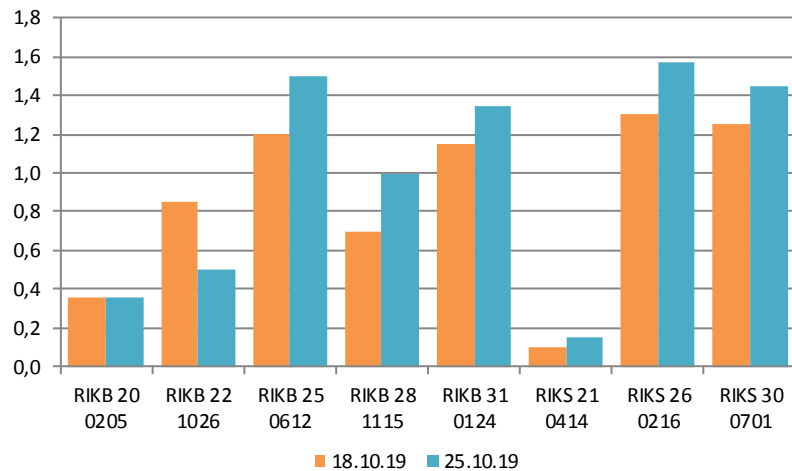


Verðbréfalán

| Flokkur | Nafnverð (m.kr.) | Breyting síðan | | | | |
|--------------|---------------------|----------------|------|-------|--------|--------|
| | | 1V | 4V | 12V | 26V | 52V |
| RIKB 20 0205 | 360 | 0 | -100 | 360 | 160 | 360 |
| RIKB 22 1026 | 500 | -350 | -600 | -170 | 250 | 100 |
| RIKB 25 0612 | 1.500 | 300 | 250 | 1.050 | 1.450 | 1.200 |
| RIKB 28 1115 | 1.000 | 300 | -200 | -250 | -1.000 | 700 |
| RIKB 31 0124 | 1.350 | 200 | 150 | 350 | -100 | 380 |
| RIKS 21 0414 | 150 | 50 | -150 | -950 | -2.280 | -3.410 |
| RIKS 26 0216 | 1.570 | 269 | 20 | | | |
| RIKS 30 0701 | 1.450 | 200 | -25 | -64 | 150 | 100 |

Heimild: Lánamál Ríkisins

Breyting milli vikna



Innihald og form skjals þessa er unnið af starfsmönnum Hagfræðideildar Landsbankans hf. (hagfraedideild@landsbankinn.is) og byggist á aðgengilegum opinberum upplýsingum á þeim tíma sem greiningin var unnin. Mat á þeim upplýsingum endurspeglar skoðanir starfsmanna Hagfræðideildar Landsbankans á þeim degi þegar greiningin er dagsett, en þær geta breyst án fyrirvara.

Landsbankinn hf. og starfsfólk hans taka ekki ábyrgð á viðskiptum sem byggð eru á þeim upplýsingum og skoðunum sem hér eru settar fram.

Bent skal á að Landsbankinn hf. getur á hverjum tíma haft beinna eða óbeinna hagsmuna að gæta, ýmist sjálfur, dótturfélög hans eða fyrir hönd viðskiptamanna, s.s. sem fjárfestir, lánardrottinn eða þjónustuaðili. Greiningar eru engu að síður unnar sjálfstætt af Hagfræðideild Landsbankans og innan Landsbankans eru í gildi reglur um aðskilnað starfssviða sem eru aðgengilegar á vef bankans.

