



---

**Vikubyrjun**  
**Innlendar markaðsupplýsingar**  
**21. október 2019**

---

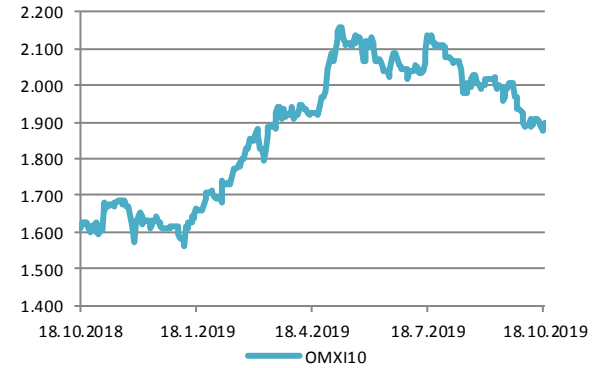
---

# Hlutabréf

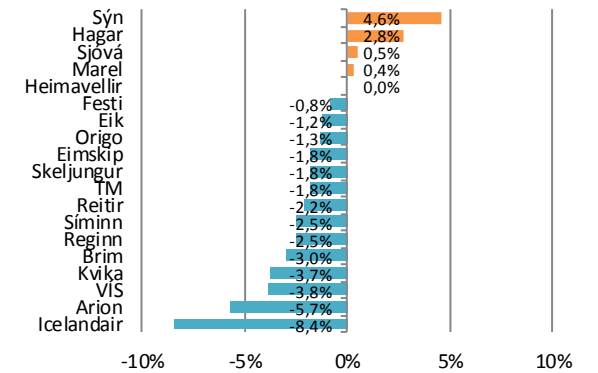
Félag	Verð	Velta (m.kr.)	áramót	Breyting síðan ...			
				1V	1M	3M	12M
OMX10	1898,2	9.668	17,6%	-0,7%	-4,7%	-11,1%	17,8%
Marel	554,0	1.458	52,0%	0,4%	-4,8%	-8,6%	45,9%
Icelandair	5,5	327	-42,2%	-8,4%	-18,0%	-38,4%	-20,2%
Eimskip	166,0	68,6	-25,7%	-1,8%	-4,6%	-7,5%	-15,7%
Brim	37,8	574	15,8%	-3,0%	5,3%	7,1%	30,5%
Hagar	40,8	578	-12,4%	2,8%	5,4%	-5,6%	-13,9%
Festi	117,0	566	1,3%	-0,8%	-6,0%	-8,9%	-3,7%
Skeljungur	7,1	368	-0,6%	-1,8%	-4,4%	-12,8%	-0,3%
Sýn	25,2	373	-39,7%	4,6%	-3,3%	-24,0%	-57,6%
Síminn	4,7	665	26,2%	-2,5%	1,3%	2,6%	24,5%
Origo	22,4	39	-2,5%	-1,3%	-3,0%	-10,4%	8,0%
Arion	71,5	2.214	8,2%	-5,7%	-7,7%	-8,5%	-6,4%
Kvika	9,0	407	8,1%	-3,7%	-11,9%	-14,8%	21,7%
Sjóvá	15,3	196	13,5%	0,5%	-6,5%	-16,7%	12,1%
VÍS	10,1	250	8,6%	-3,8%	-11,1%	-22,1%	-0,9%
TM	29,3	158	16,4%	-1,8%	-7,0%	-8,9%	6,7%
Reginn	19,2	288	-9,2%	-2,5%	-6,4%	-13,5%	-0,5%
Reitir	72,5	750	0,9%	-2,2%	-1,7%	-14,3%	0,1%
Eik	7,5	388	-7,1%	-1,2%	-5,1%	-14,7%	0,1%
Heimavellir	1,2	6,1	4,4%	0,0%	-3,3%	0,0%	7,3%

Leiðrétt fyrir arðgreiðslum. Heimild: Kodiak, útreikningar Hagfræðideildar

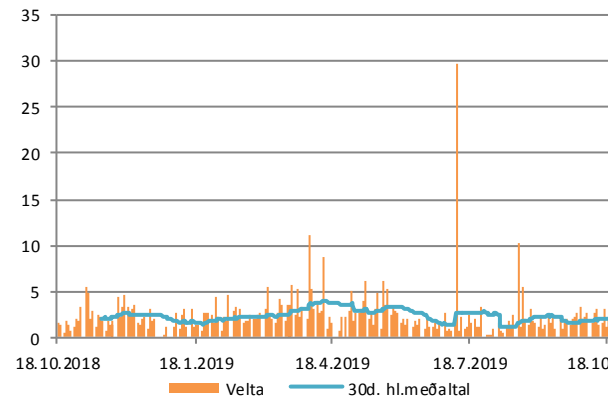
### Úrvalsvísitalan



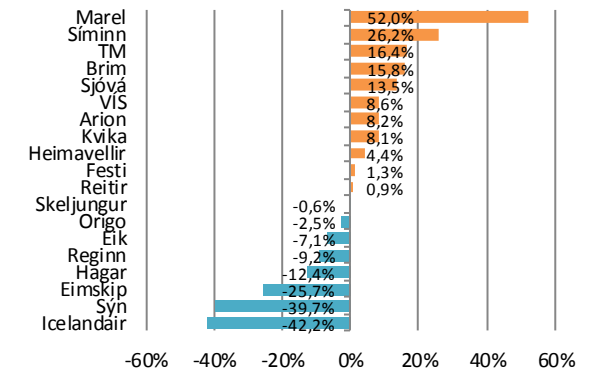
### Breyting í vikunni



### Velta



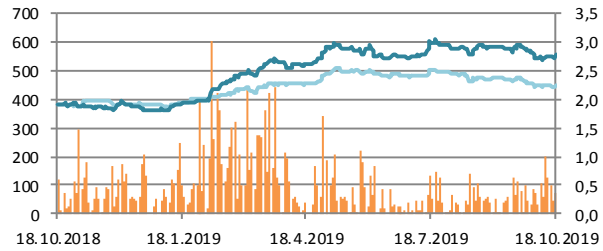
### Frá áramótum



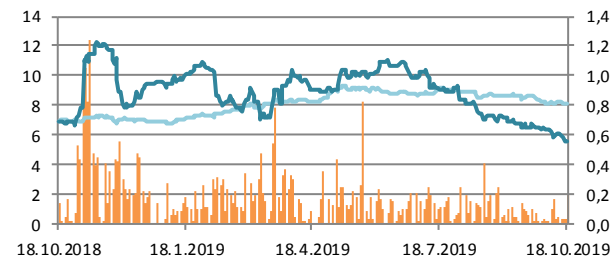
# Hlutabréf

— Velta (h.ás, ma.kr./dag)  
— Verð  
— OMXIB

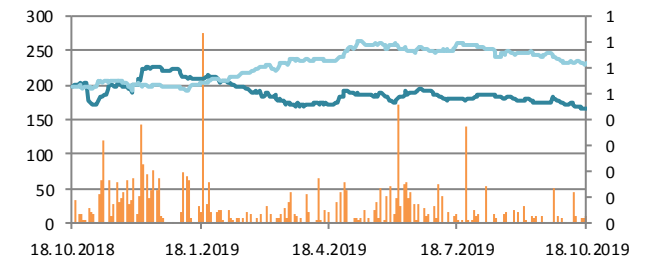
### Marel



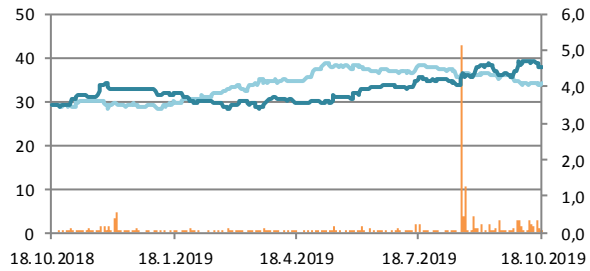
### Icelandair



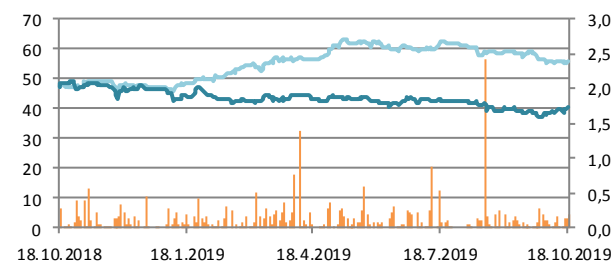
### Eimskip



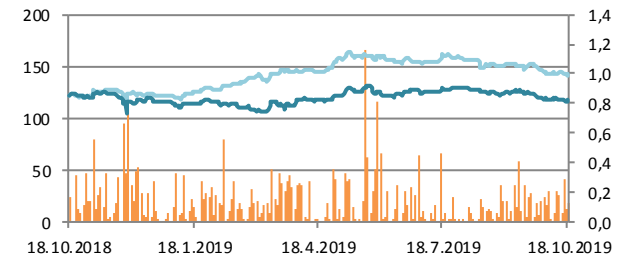
### HB Grandi



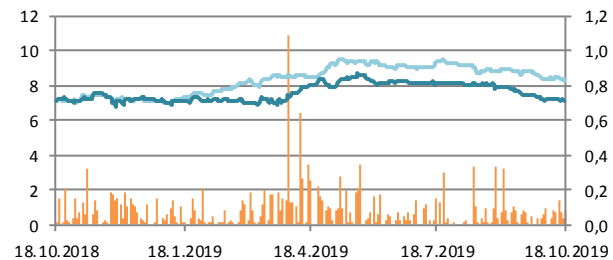
### Hagar



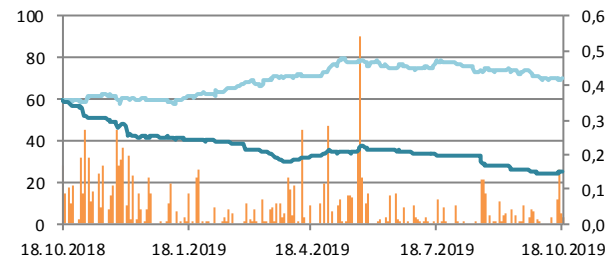
### Festi



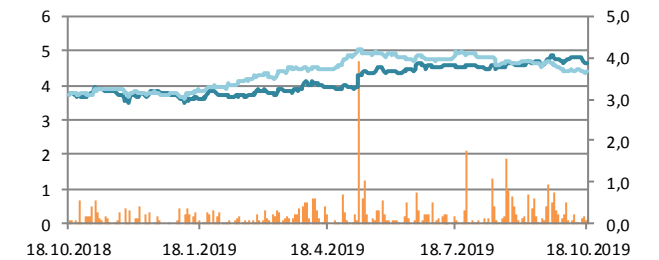
### Skeljungur



### Sýn



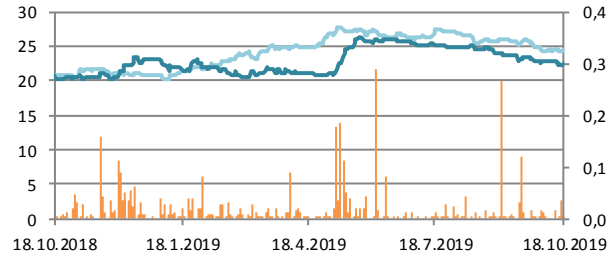
### Síminn



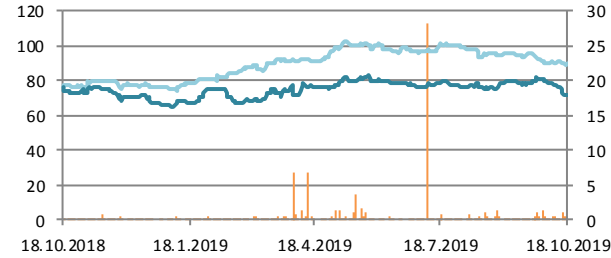
# Hlutabréf

— Velta (h.ás, ma.kr./dag)  
— Verð  
— OMXIB

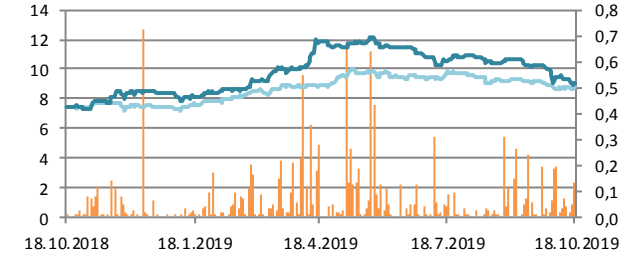
### Origo



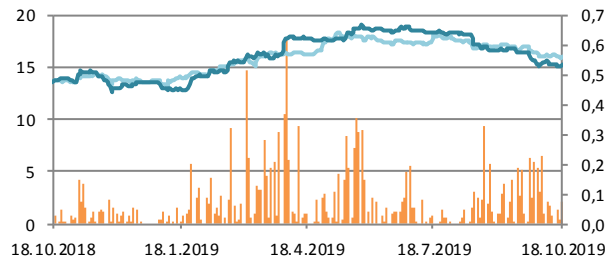
### Arion



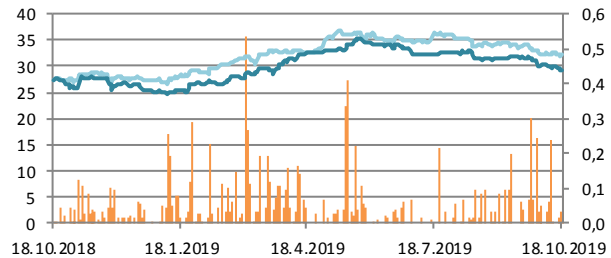
### Kvika



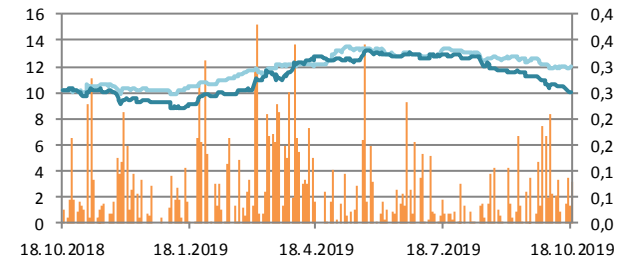
### Sjóvá



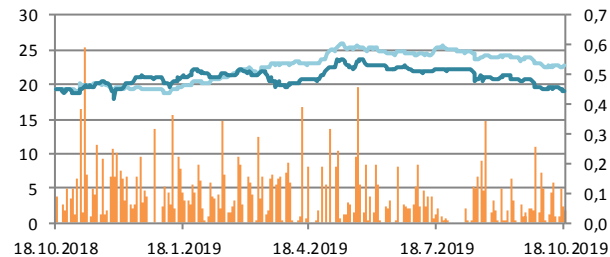
### TM



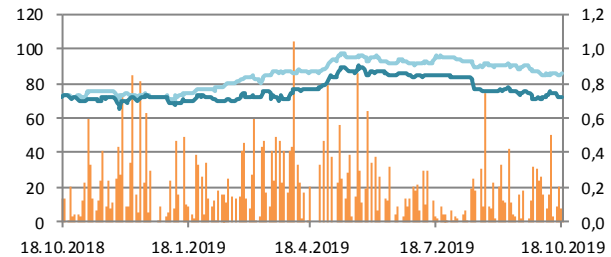
### VÍS



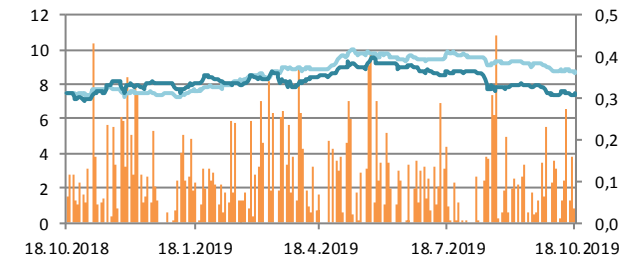
### Reginn



### Reitir



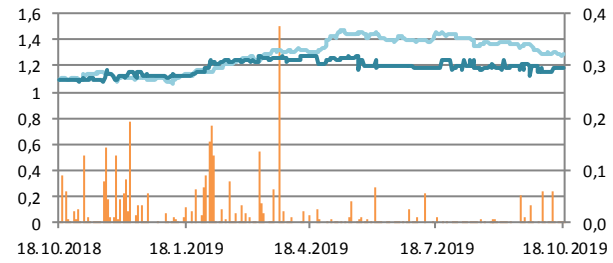
### Eik



# Hlutabréf

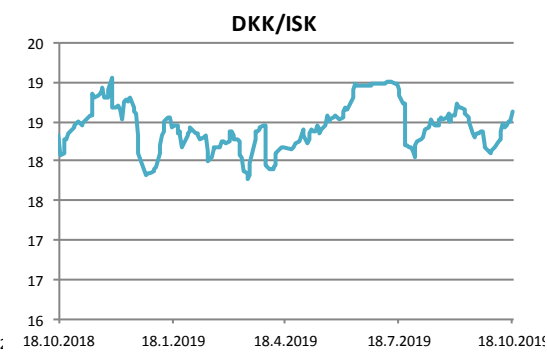
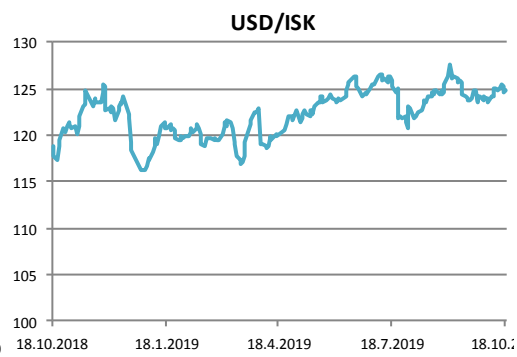
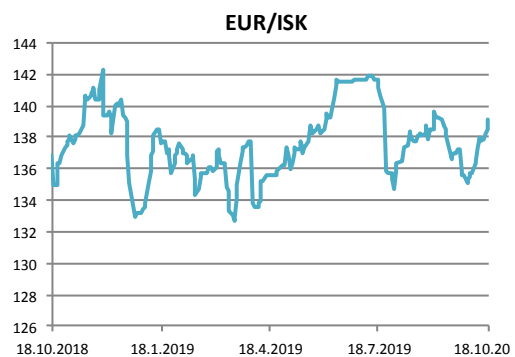
- Velta (h.ás, ma.kr./dag)
- Verð
- OMXIB

## Heimavellir

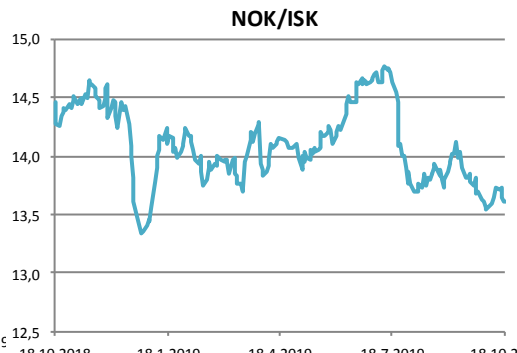
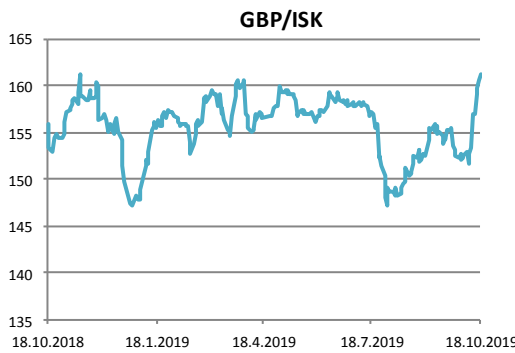
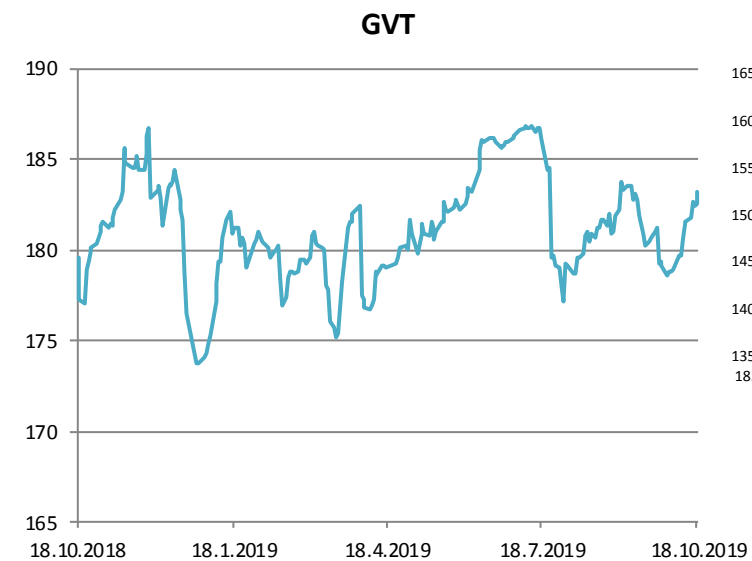


# Gjaldeyrismarkaðurinn

Gengi ISK	18.okt	Breyting síðan ...				
		áramót	1V	1M	3M	12M
GVT	183,2	5,2%	0,9%	1,5%	-1,6%	2,0%
EUR	139,1	4,4%	1,0%	1,7%	-1,4%	1,7%
USD	124,9	7,4%	0,2%	0,9%	-0,8%	5,2%
GBP	161,2	8,7%	2,7%	4,4%	2,6%	3,4%
SEK	12,9	-0,9%	1,5%	1,3%	-3,9%	-2,6%
DKK	18,6	4,4%	1,0%	1,7%	-1,5%	1,6%
NOK	13,6	1,5%	-0,9%	-1,6%	-7,1%	-5,9%
JPY	1,15	8,8%	-0,2%	0,5%	-1,4%	9,0%



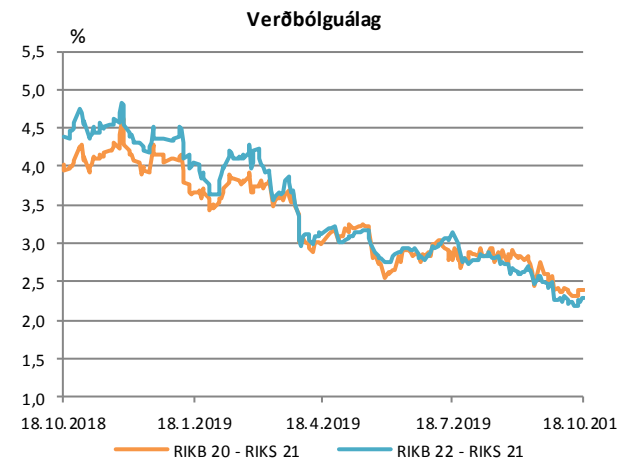
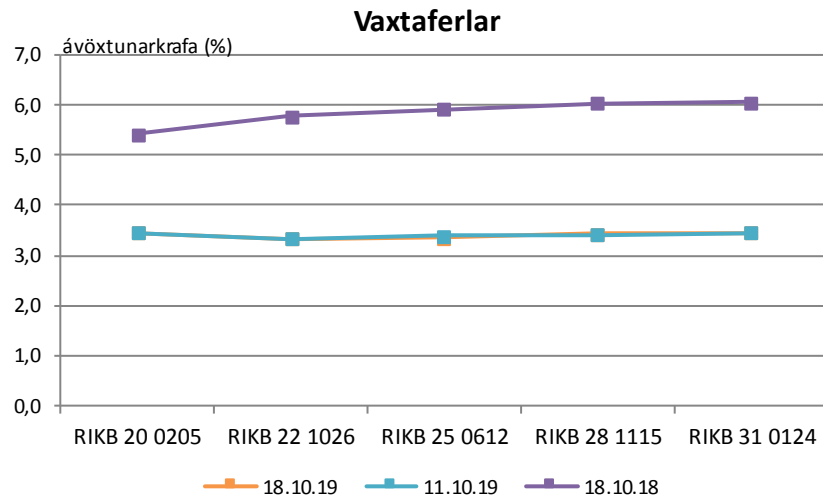
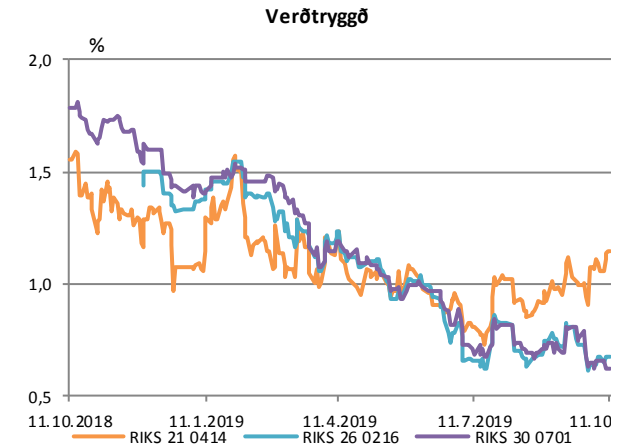
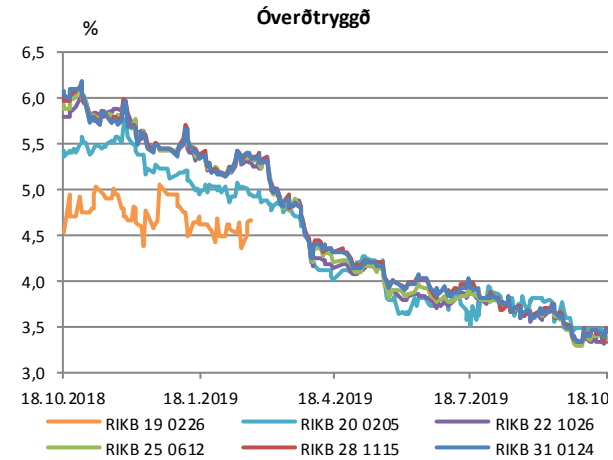
Miðgengi Seðlabanka Íslands. Heimild: Kodiak



# Ríkisbréf

	verð	krafa	velta (ma.kr./viku)	Breyting síðan ...				
				árm.	1V	1M	3M	12M
RIKB 20 0205	100,77	3,45	0,3	-1,68	-0,01	-0,32	-0,06	-1,98
RIKB 22 1026	111,05	3,33	2,4	-2,11	0,00	-0,27	-0,55	-2,45
RIKB 25 0612	123,51	3,35	2,1	-2,08	-0,05	-0,25	-0,51	-2,57
RIKB 28 1115	112,03	3,43	1,9	-2,01	0,01	-0,21	-0,52	-2,60
RIKB 31 0124	128,10	3,44	1,3	-2,00	-0,01	-0,17	-0,48	-2,62
RIKS 21 0414	104,02	1,05	0,8	-0,02	-0,10	0,03	0,32	-0,35
RIKS 26 0216	105,14	0,67	0,9	-0,66	-0,01	-0,09	0,04	
RIKS 30 0701	126,90	0,64	1,0	-0,77	0,02	-0,17	-0,04	-1,11

Heimild: Kodiak

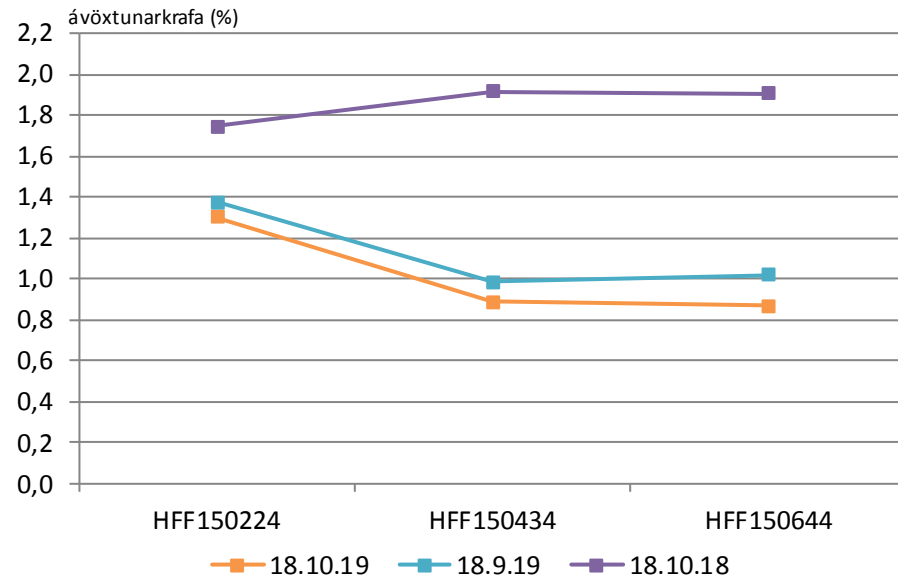


# Íbúðabréf

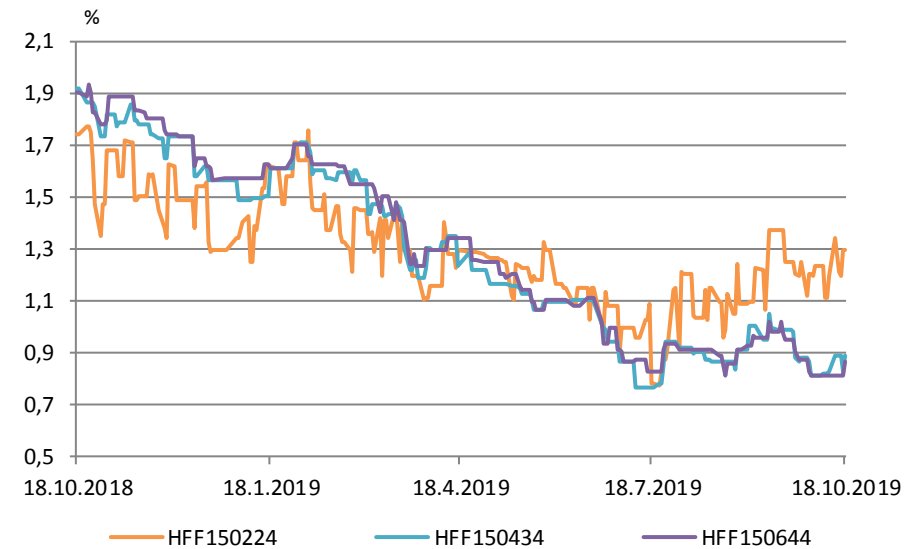
	verð	krafa	velta (ma.kr./viku)	Breyting síðan ...				
				árm.	1V	1M	3M	12M
HFF150224	105,69	1,30	0,3	0,00	0,11	-0,07	0,52	-0,45
HFF150434	122,19	0,89	0,1	-0,67	0,06	-0,10	0,13	-1,03
HFF150644	138,16	0,87	0,0	-0,71	0,06	-0,15	0,04	-1,04

Heimild: Kodiak

## Vaxtaferlar



## Þróun á kröfu

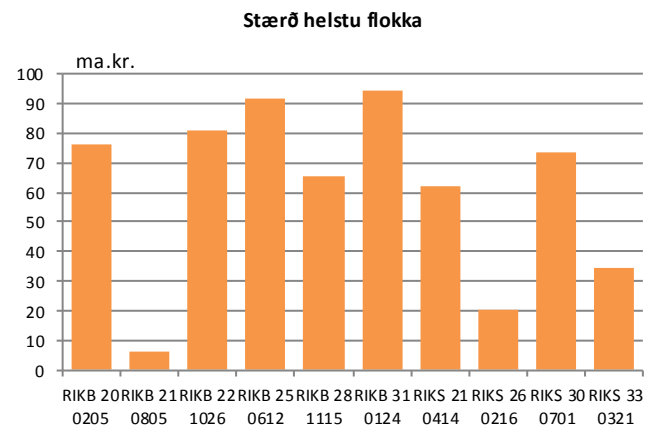
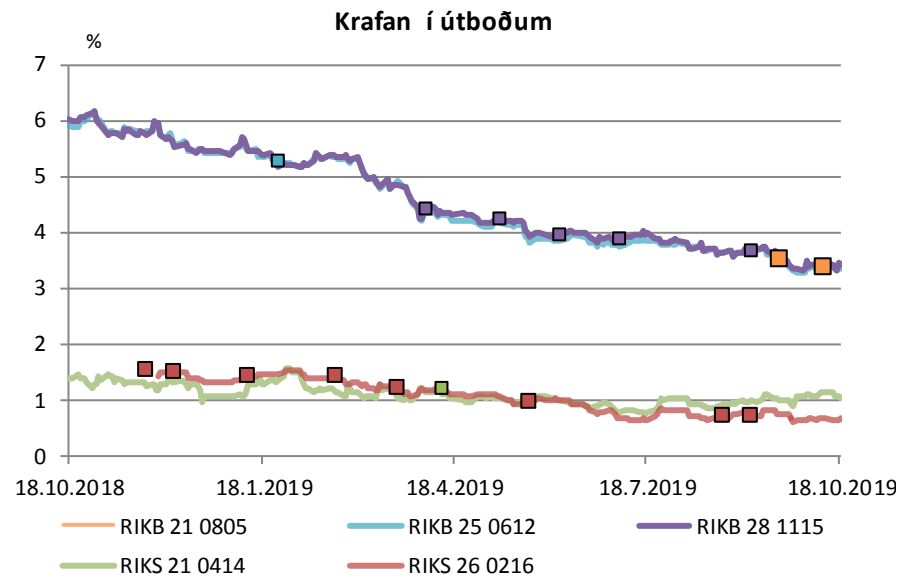
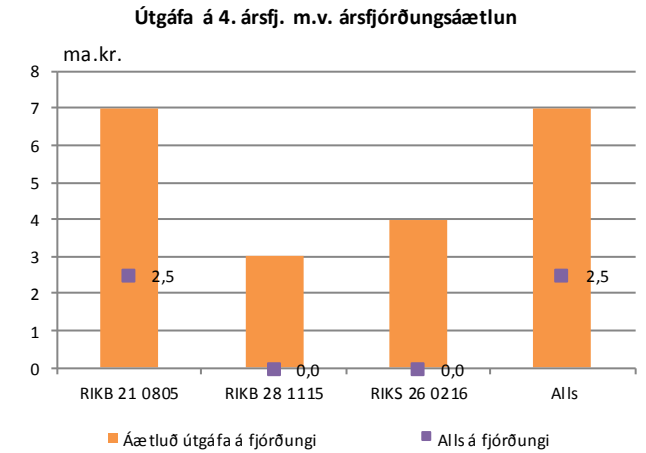
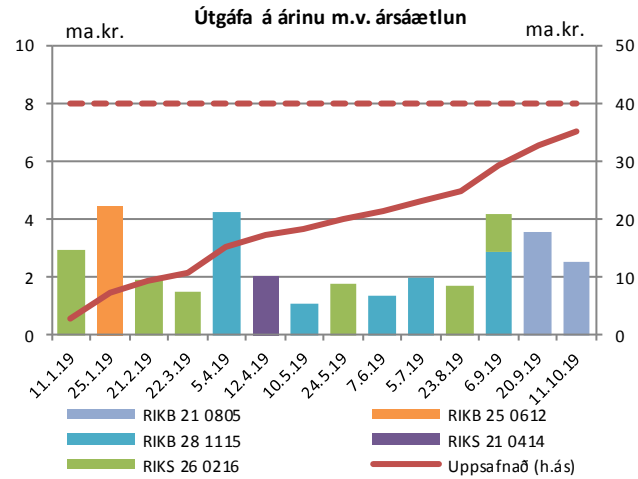




# Útboð ríkisbréfa

Seinustu útboð		Tilboð	Samþykkt	Verð	Krafa
Dags	Flokkur				
20.9.19	RIKB 21 0805	8,7	2,5	100,27	3,340
6.9.19	RIKB 21 0805	6,7	3,4	99,99	3,500
6.9.19	RIKS 26 0216	4,5	1,1	104,68	0,752
23.8.19	RIKB 28 1115	4,6	2,6	110,18	3,670
5.7.19	RIKS 26 0216	1,7	1,5	104,95	0,714
7.6.19	RIKB 28 1115	4,3	1,8	108,63	3,880
24.5.19	RIKB 28 1115	1,8	1,3	108,20	3,940

Að nafnvirði (ma.kr.) Heimild: Lánamál Ríkisins

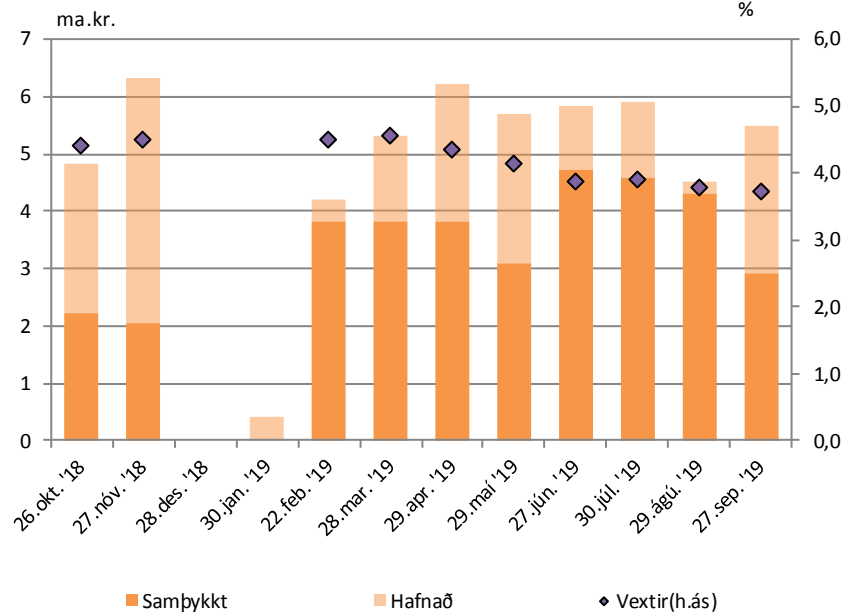


# Útboð ríkisvísla

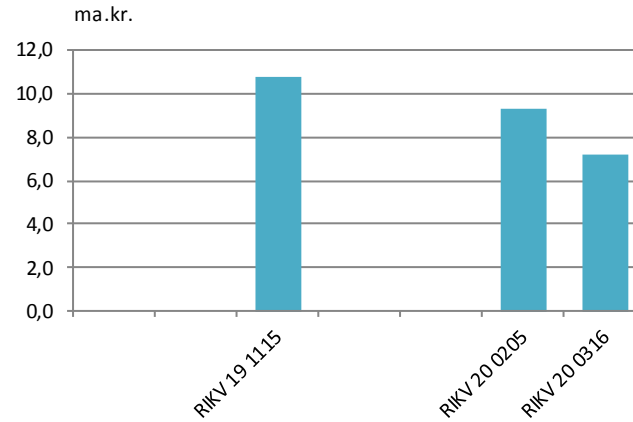
Dags.	Flokkur	Samþykkt	Vextir
27.09.19	RIKV 20 0316	2,9	3,75
29.08.19	RIKV 20 0316	4,3	3,80
30.07.19	RIKV 20 0205	4,6	3,90
27.06.19	RIKV 20 0205	4,7	3,90
29.05.19	RIKV 19 1115	3,1	4,15
29.04.19	RIKV 19 1115	3,8	4,35

Heimild: Lánamál ríkisins

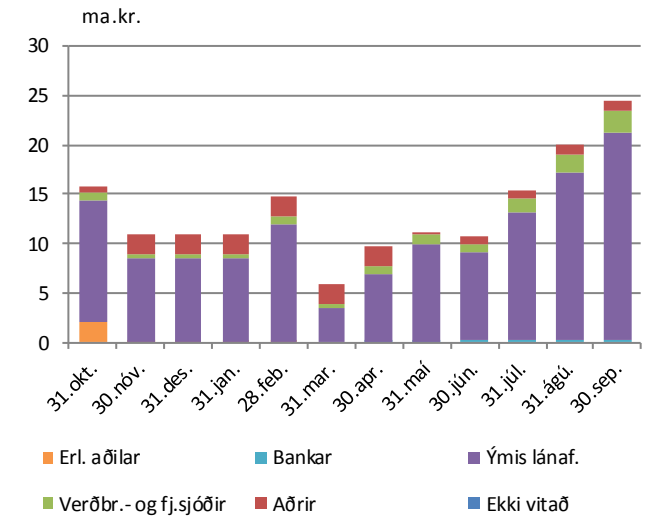
## Niðurstaða útboða



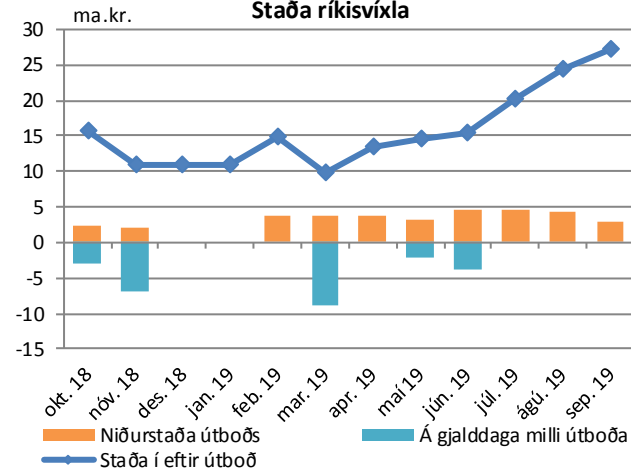
## Útstandandi ríkisvíslar



## Eigendaskipting



## Staða ríkisvísla

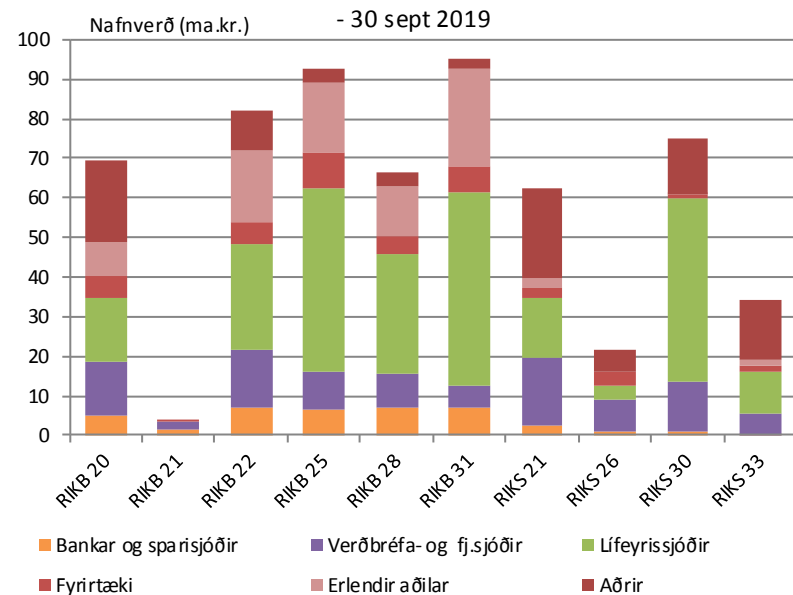


# Eigendaskipti ríkisbréfa

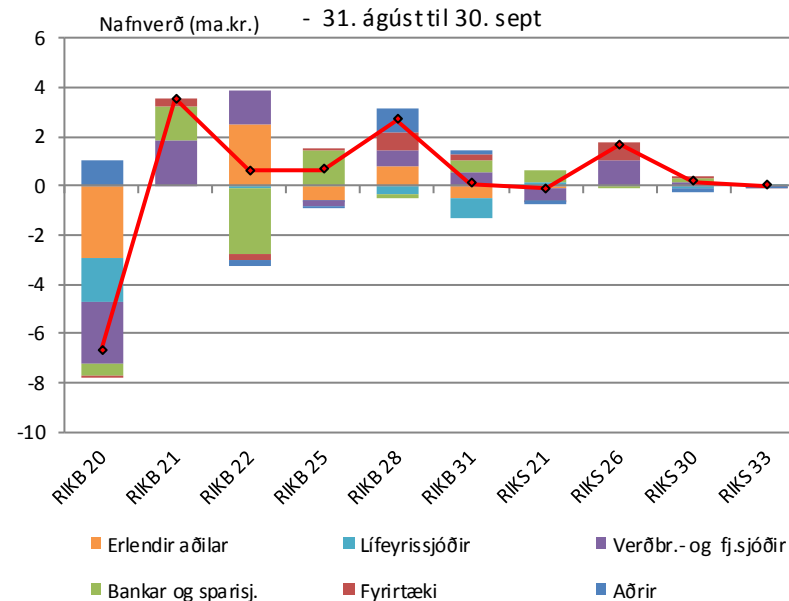
	Eigendaskipting (ma.kr.)									
	RIKB 20	RIKB 22	RIKB 25	RIKB 28	RIKB 31	RIKS 21	RIKS 26	RIKS 30	RIKS 33	Alls
Bankar og sparisjóðir	4,7	6,8	6,5	7,0	6,9	2,6	1,0	0,9	0,0	36,5
Verðbréfa- og fj.sjóðir	13,8	15,1	9,5	8,3	5,7	17,1	8,2	12,8	5,3	95,7
Lífeyrissjóðir	16,1	26,5	46,4	30,6	49,1	15,1	3,1	46,1	11,0	243,9
Fyrirtæki	5,7	5,4	9,1	4,5	6,3	2,3	3,7	1,1	1,1	39,1
Aðrir	20,5	9,9	3,8	3,4	2,3	22,6	5,7	14,4	14,9	97,5
Erlendir aðilar	8,7	18,5	17,6	12,6	24,9	2,8	0,0	0,0	2,0	87,0
<b>Nafnverð alls (ma.kr)</b>	<b>69,4</b>	<b>82,1</b>	<b>92,8</b>	<b>66,5</b>	<b>95,1</b>	<b>62,6</b>	<b>21,8</b>	<b>75,1</b>	<b>34,2</b>	<b>599,6</b>

Heimild: Lánamál ríkisins

## Eigendur ríkisverðbréfa



## Breyting milli mánaða

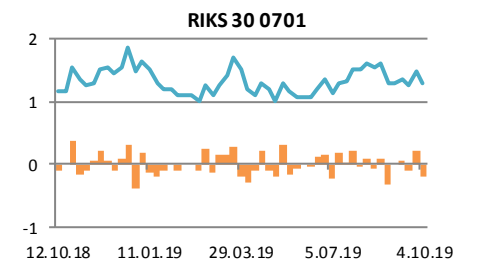
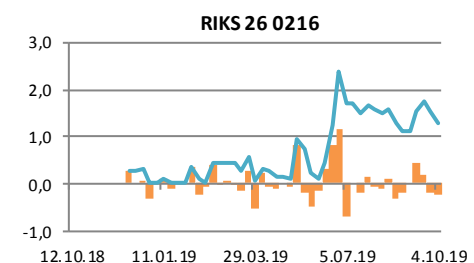
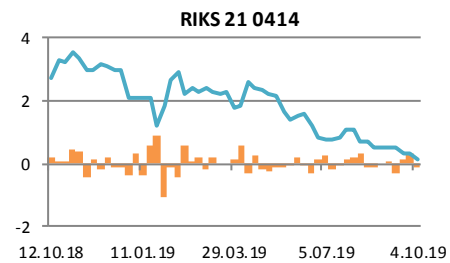
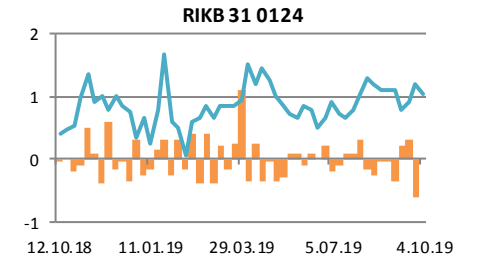
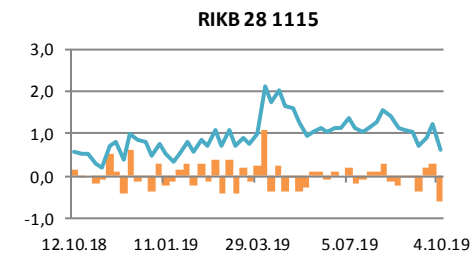
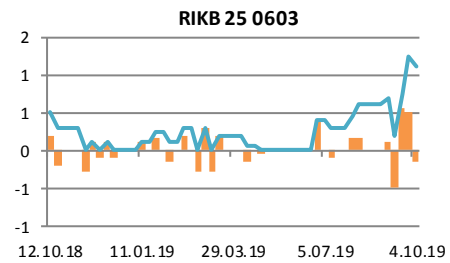
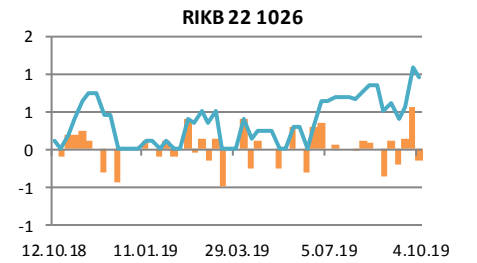
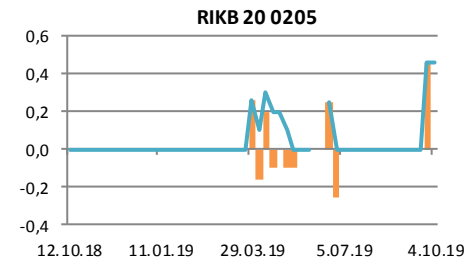
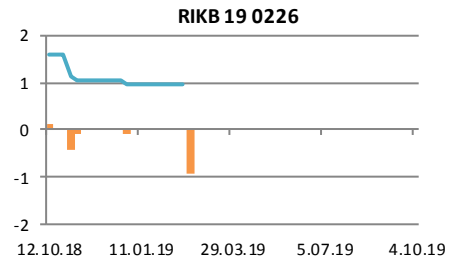
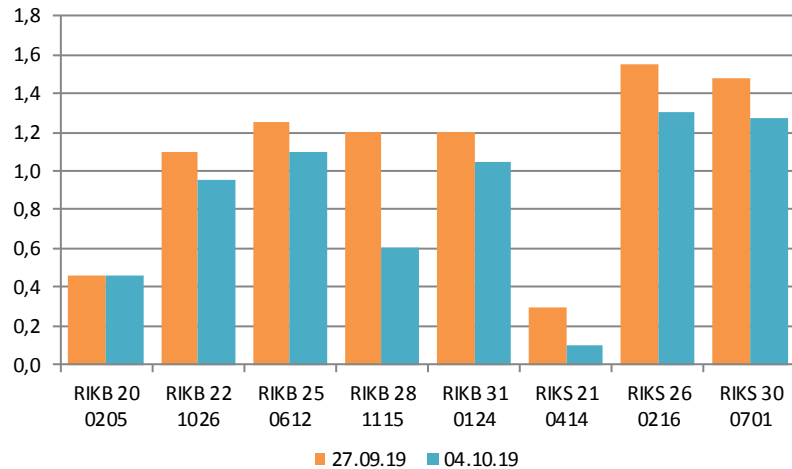


# Verðbréfalán

Flokkur	Nafnverð (m.kr.)	Breyting síðan				
		1V	4V	12V	26V	52V
RIKB 20 0205	460	0	460	460	195	460
RIKB 22 1026	950	-150	350	250	950	850
RIKB 25 0612	1.100	-150	400	800	900	600
RIKB 28 1115	600	-600	-450	-550	-400	50
RIKB 31 0124	1.050	-150	-60	335	100	650
RIKS 21 0414	100	-200	-400	-645	-1.705	-2.610
RIKS 26 0216	1.300	-250	205			
RIKS 30 0701	1.275	-200	-25	-23	-225	125

Heimild: Lánamál Ríkisins

## Breyting milli vikna



Innihald og form skjals þessa er unnið af starfsmönnum Hagfræðideildar Landsbankans hf. (hagfraedideild@landsbankinn.is) og byggist á aðgengilegum opinberum upplýsingum á þeim tíma sem greiningin var unnin. Mat á þeim upplýsingum endurspeglar skoðanir starfsmanna Hagfræðideildar Landsbankans á þeim degi þegar greiningin er dagsett, en þær geta breyst án fyrirvara.

Landsbankinn hf. og starfsfólk hans taka ekki ábyrgð á viðskiptum sem byggð eru á þeim upplýsingum og skoðunum sem hér eru settar fram.

Bent skal á að Landsbankinn hf. getur á hverjum tíma haft beinna eða óbeinna hagsmuna að gæta, ýmist sjálfur, dótturfélög hans eða fyrir hönd viðskiptamanna, s.s. sem fjárfestir, lánardrottinn eða þjónustuaðili. Greiningar eru engu að síður unnar sjálfstætt af Hagfræðideild Landsbankans og innan Landsbankans eru í gildi reglur um aðskilnað starfssviða sem eru aðgengilegar á vef bankans.

