



---

**Vikubyrjun**  
**Innlendar markaðsupplýsingar**  
**26. ágúst 2019**

---

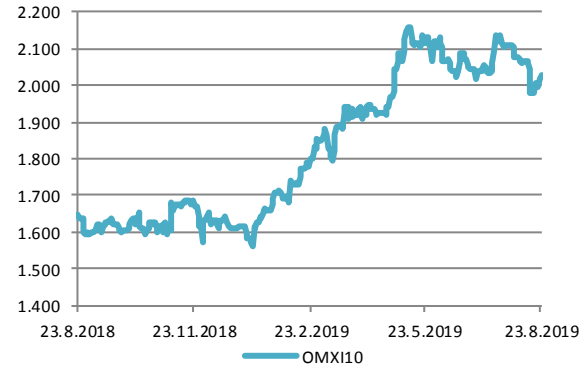
---

# Hlutabréf

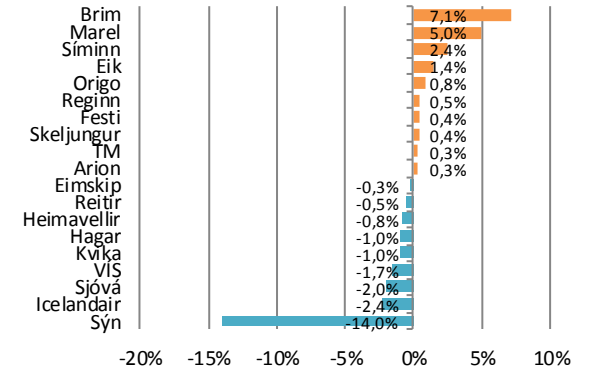
Félag	Verð	Velta (m.kr.)	Breyting síðan ...				
			áramót	1V	1M	3M	12M
OMX10	2027,2	21.515	25,6%	2,5%	-4,2%	-4,2%	23,1%
Marel	587,0	1.594	61,1%	5,0%	-2,0%	2,4%	59,3%
Icelandair	7,3	888	-23,6%	-2,4%	-17,8%	-26,7%	-15,0%
Eimskip	181,5	86,4	-18,8%	-0,3%	0,8%	-1,4%	-20,5%
Brim	36,2	6.821	10,9%	7,1%	3,1%	16,8%	12,0%
Hagar	40,6	2.790	-12,9%	-1,0%	-4,2%	-6,7%	-11,4%
Festi	125,0	231	8,2%	0,4%	-1,6%	-3,5%	-1,6%
Skeljungur	8,1	145	12,7%	0,4%	-0,9%	-6,9%	11,4%
Sýn	27,9	364	-33,3%	-14,0%	-14,5%	-23,6%	-55,7%
Síminn	4,6	2.832	24,9%	2,4%	1,5%	4,5%	11,1%
Origo	24,7	16	7,5%	0,8%	-1,2%	-4,6%	29,8%
Arion	75,8	1.719	14,7%	0,3%	-4,3%	-6,7%	-11,1%
Kvika	10,4	42	24,6%	-1,0%	-4,1%	-13,1%	29,8%
Sjóvá	16,9	515	25,6%	-2,0%	-7,9%	-9,9%	17,4%
VÍS	11,9	259	28,1%	-1,7%	-7,6%	-9,0%	13,2%
TM	31,6	229	25,5%	0,3%	-3,6%	-10,0%	0,3%
Reginn	21,0	693	-0,5%	0,5%	-5,0%	-10,4%	5,0%
Reitir	75,9	1.198	5,6%	-0,5%	-10,2%	-14,2%	-6,0%
Eik	7,9	1.093	-1,7%	1,4%	-9,6%	-15,7%	-3,9%
Heimavellir	1,2	6,8	4,4%	-0,8%	-4,8%	0,9%	0,0%

Leiðrétt fyrir arðgreiðslum. Heimild: Kodiak, útreikningar Hagfræðideildar

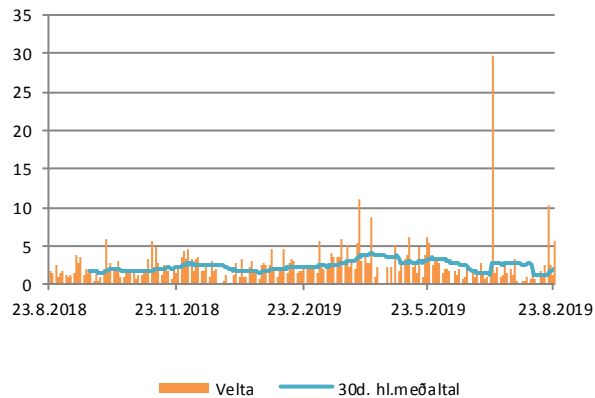
### Úrvalsvísitalan



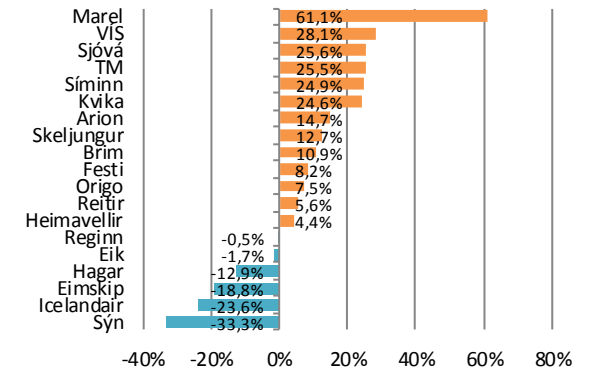
### Breyting í vikunni



### Velta



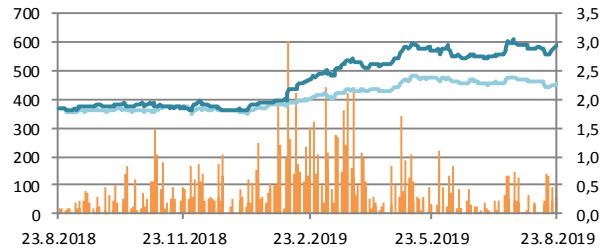
### Frá áramótum



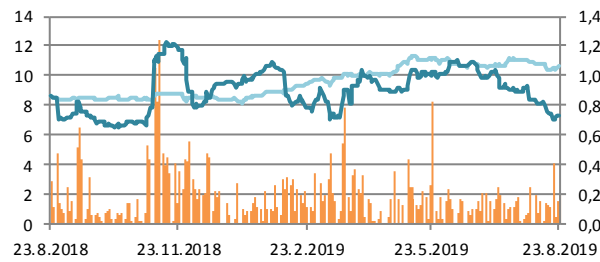
# Hlutabréf

— Velta (h.ás, ma.kr./dag)  
— Verð  
— OMXIB

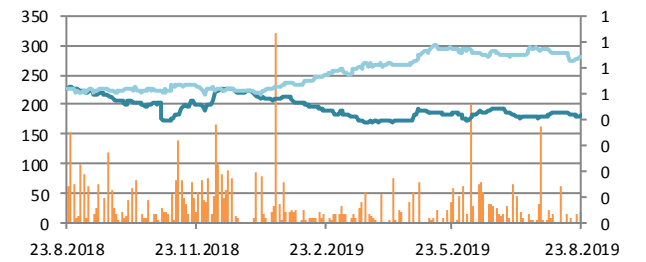
### Marel



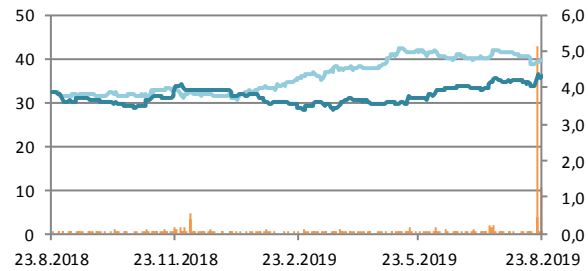
### Icelandair



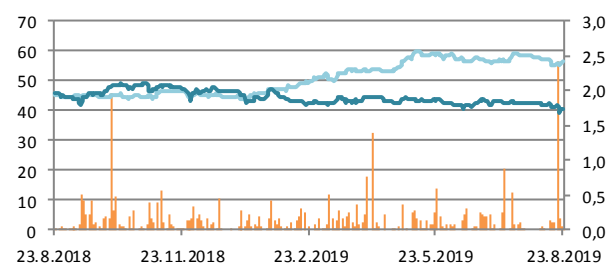
### Eimskip



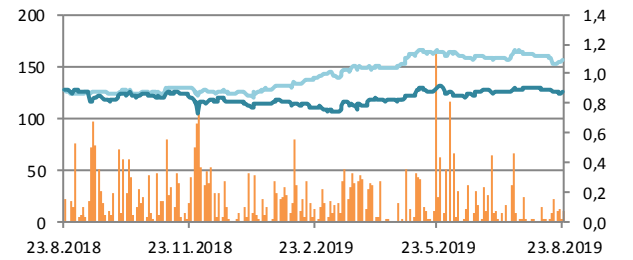
### HB Grandi



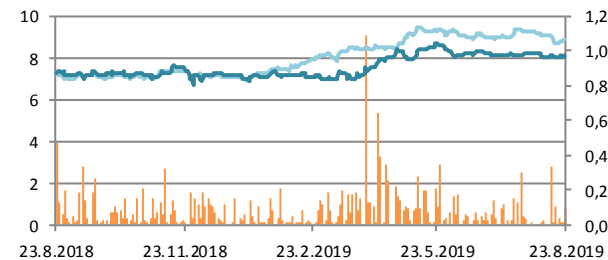
### Hagar



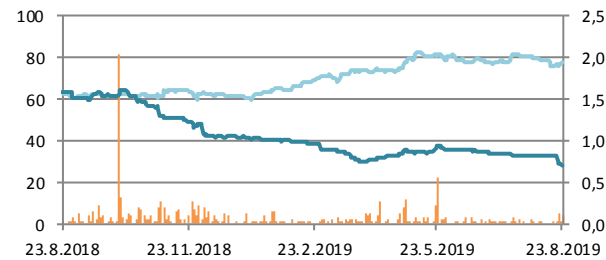
### Festi



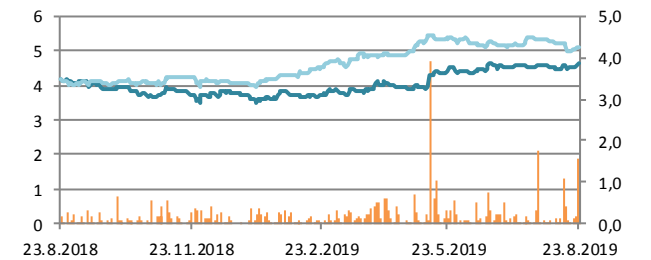
### Skeljungur



### Sýn



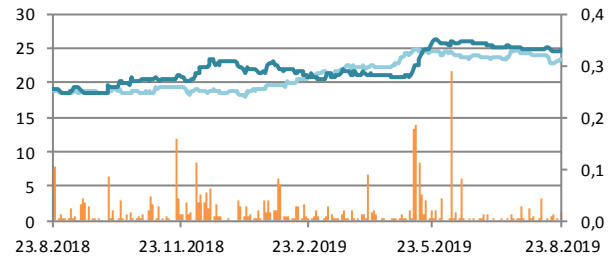
### Síminn



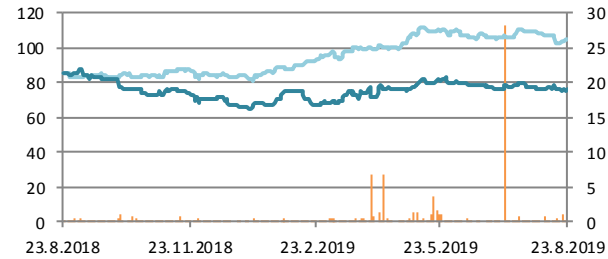
# Hlutabréf

— Velta (h.ás, ma.kr./dag)  
— Verð  
— OMXIB

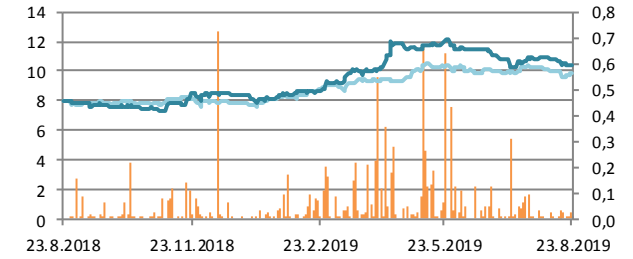
### Origo



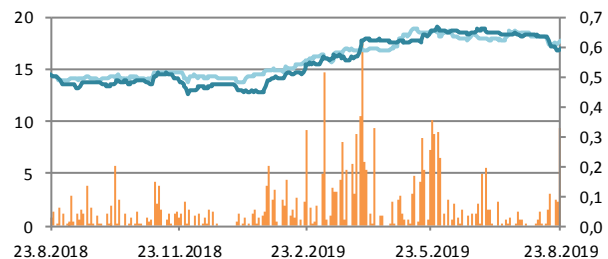
### Arion



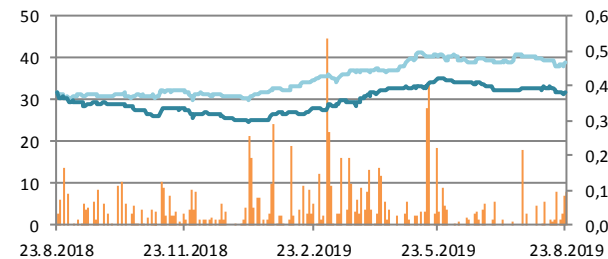
### Kvika



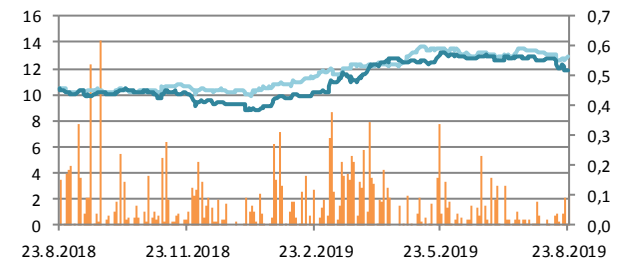
### Sjóvá



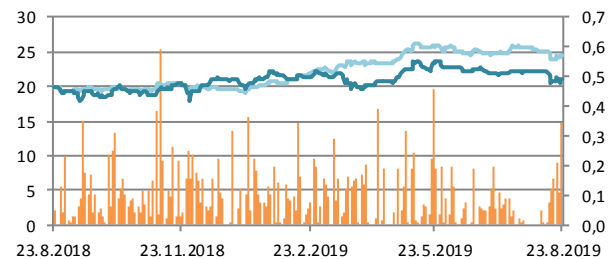
### TM



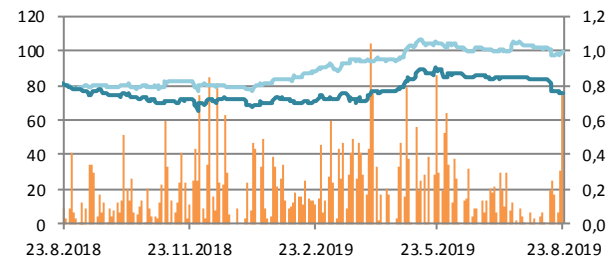
### VÍS



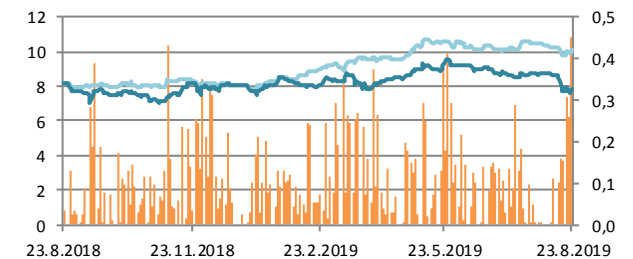
### Reginn



### Reitir



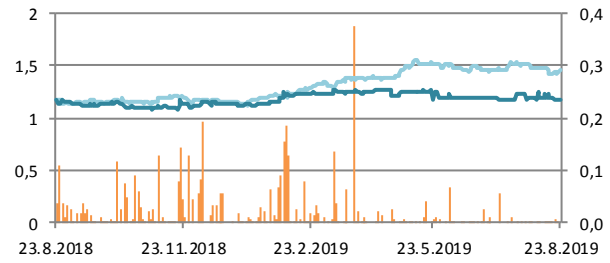
### Eik



# Hlutabréf

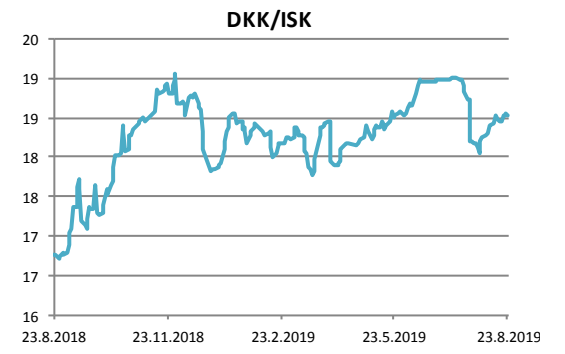
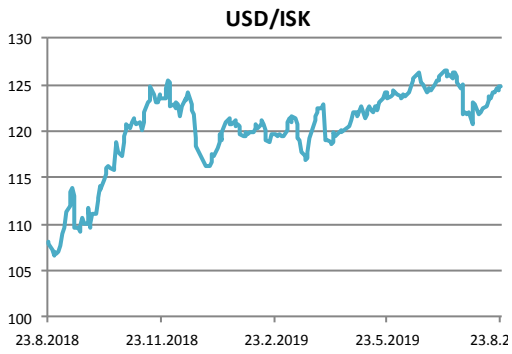
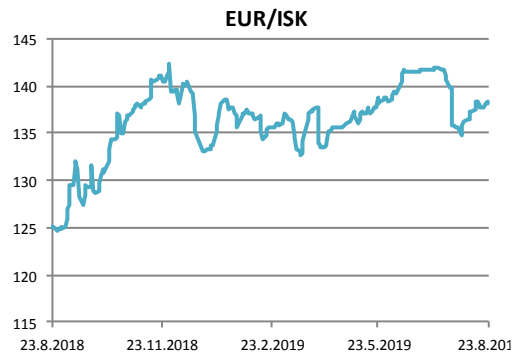
- Velta (h.ás, ma.kr./dag)
- Verð
- OMXIB

## Heimavellir

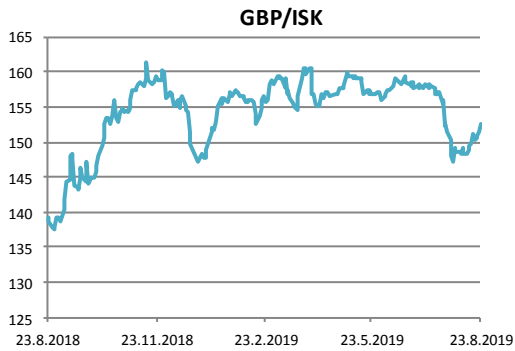
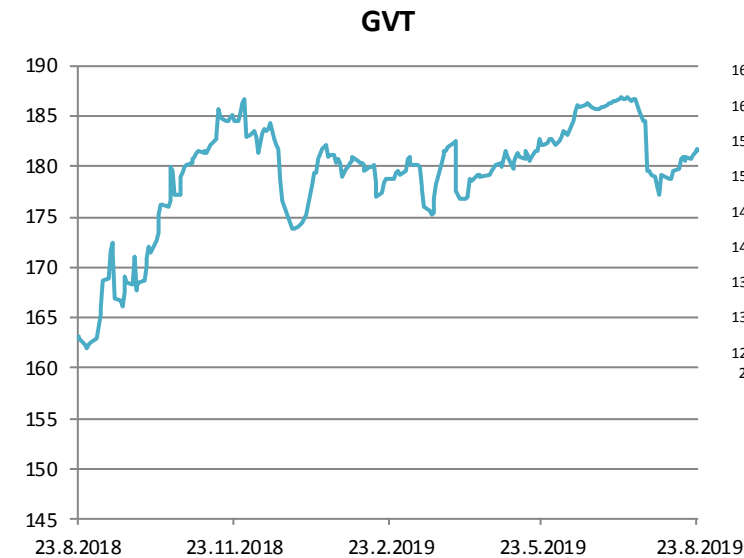


# Gjaldeyrismarkaðurinn

Gengi ISK	23.ágú	áramót	Breyting síðan ...			
			1V	1M	3M	12M
GVT	181,6	4,3%	0,4%	-1,6%	-0,3%	11,3%
EUR	138,1	3,7%	0,3%	-1,3%	-0,1%	10,5%
USD	124,9	7,4%	0,5%	-0,2%	0,6%	15,6%
GBP	152,6	2,9%	1,0%	-2,1%	-2,8%	9,6%
SEK	12,9	-1,0%	0,3%	-2,7%	0,2%	8,4%
DKK	18,5	3,8%	0,3%	-1,1%	0,1%	10,5%
NOK	13,9	3,7%	0,6%	-3,9%	-2,0%	7,3%
JPY	1,17	10,8%	0,3%	1,2%	3,9%	20,2%



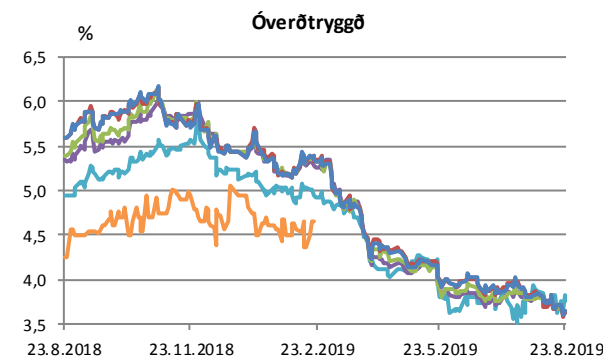
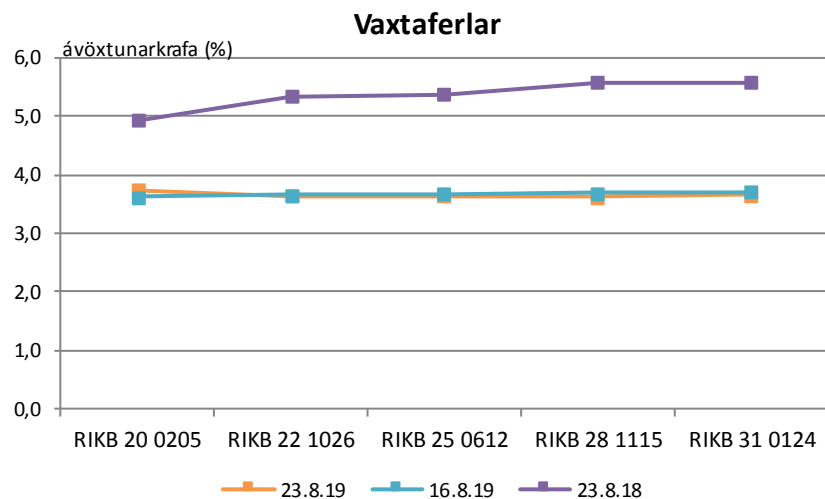
Miðgengi Seðlabanka Íslands. Heimild: Kodiak



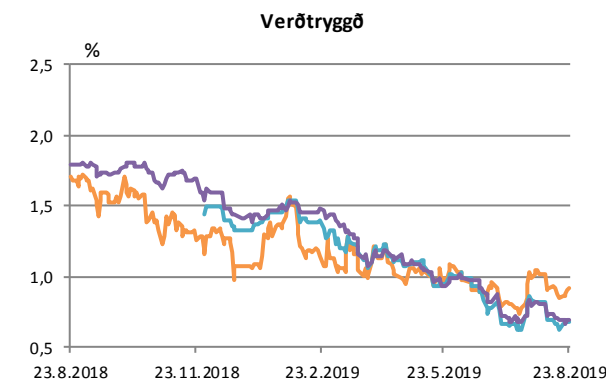
# Ríkisbréf

	verð	krafa	velta (ma.kr./viku)	Breyting síðan ...				
				árm.	1V	1M	3M	12M
RIKB 20 0205	101,05	3,75	1,0	-1,38	0,13	-0,01	-0,05	-1,19
RIKB 22 1026	110,58	3,65	1,0	-1,80	-0,02	-0,16	-0,28	-1,71
RIKB 25 0612	122,42	3,63	1,8	-1,80	-0,04	-0,23	-0,28	-1,75
RIKB 28 1115	110,63	3,62	2,3	-1,83	-0,08	-0,27	-0,38	-1,97
RIKB 31 0124	126,18	3,65	1,5	-1,79	-0,05	-0,26	-0,33	-1,94
RIKS 21 0414	104,64	0,92	1,5	-0,15	0,07	0,07	-0,07	-0,80
RIKS 26 0216	105,17	0,68	0,4	-0,65	0,05	-0,06	-0,27	
RIKS 30 0701	126,65	0,69	0,4	-0,72	0,00	-0,03	-0,24	-1,11

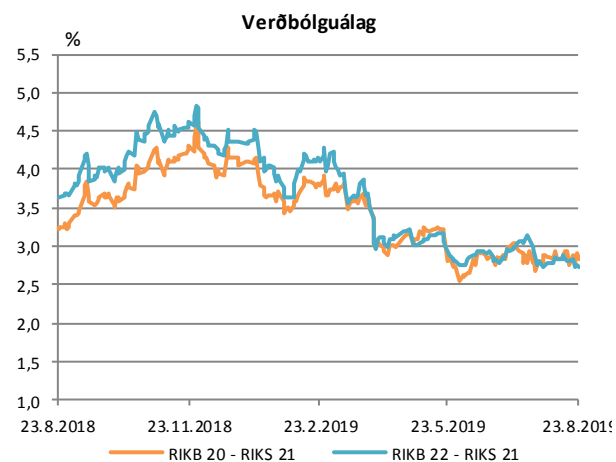
Heimild: Kodiak



RIKB 19 0226 RIKB 20 0205 RIKB 22 1026  
 RIKB 25 0612 RIKB 28 1115 RIKB 31 0124



RIKS 21 0414 RIKS 26 0216 RIKS 30 0701



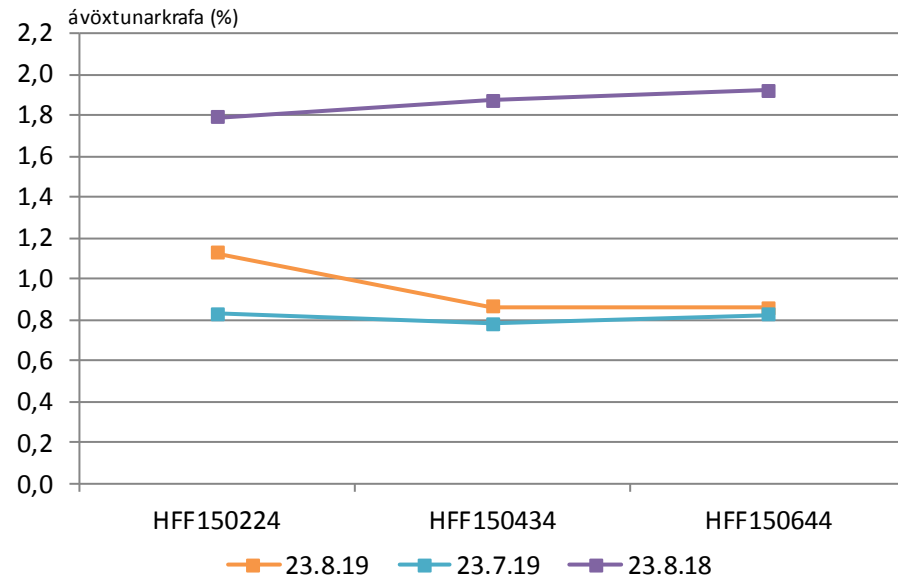
RIKB 20 - RIKS 21 RIKB 22 - RIKS 21

# Íbúðabréf

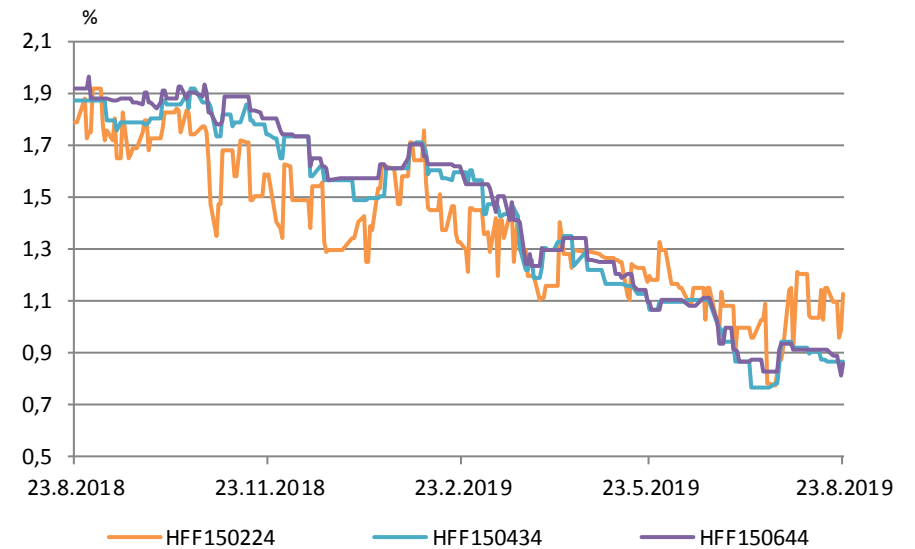
	verð	krafa	velta (ma.kr./viku)	Breyting síðan ...				
				árm.	1V	1M	3M	12M
HFF150224	106,50	1,13	2,3	-0,17	-0,02	0,30	-0,07	-0,66
HFF150434	122,26	0,86	0,3	-0,70	0,00	0,08	-0,21	-1,01
HFF150644	138,70	0,86	0,2	-0,71	-0,06	0,04	-0,23	-1,06

Heimild: Kodiak

## Vaxtaferlar



## Þróun á kröfu

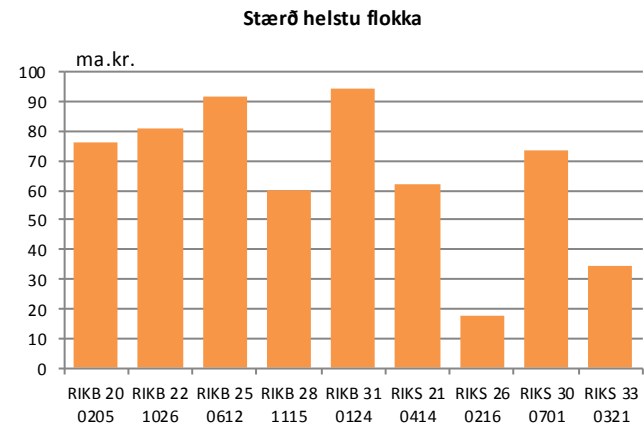
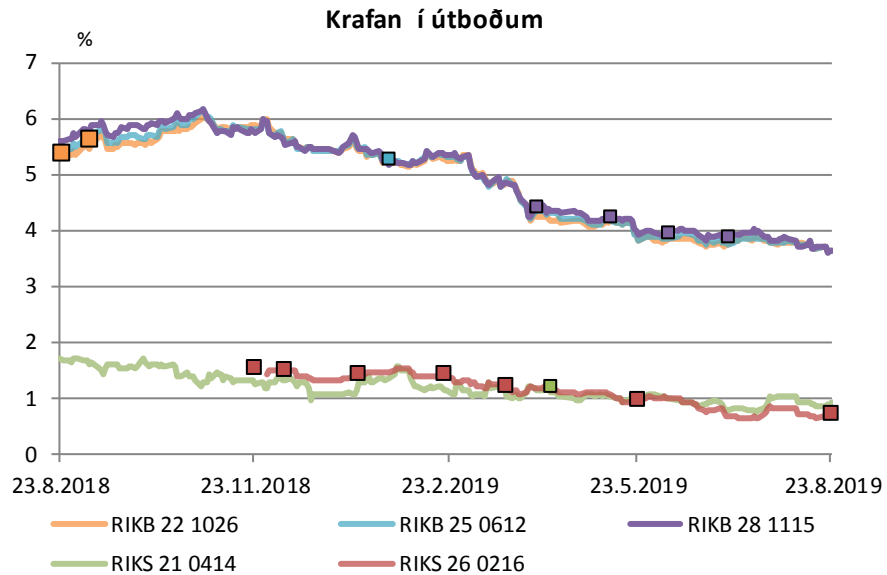
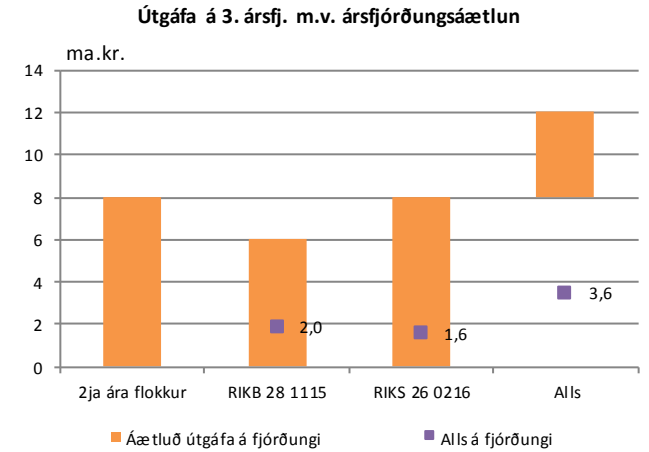
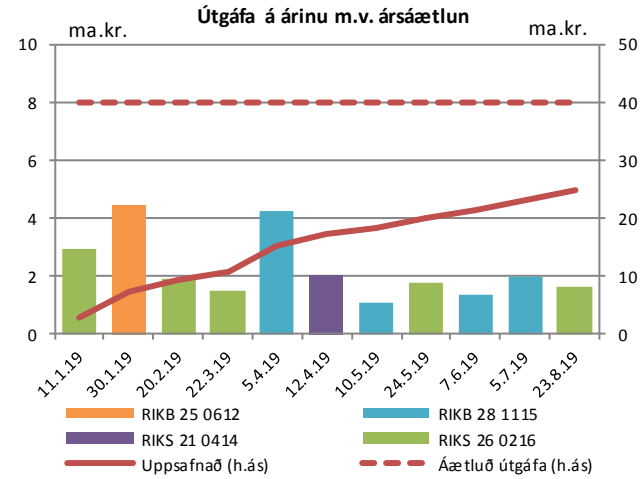




# Útboð ríkisbréfa

Seinustu útboð		Tilboð	Samþykkt	Verð	Krafa
Dags	Flokkur				
23.8.19	RIKS 26 0216	1,7	1,5	194,95	0,714
5.7.19	RIKB 28 1115	4,3	1,8	108,63	3,880
7.6.19	RIKB 28 1115	1,8	1,3	108,20	3,900
24.5.19	RIKS 26 0216	5,4	1,7	103,58	0,947
10.5.19	RIKB 28 1115	3,9	1,0	105,70	4,250
12.4.19	RIKS 21 0414	12,8	1,5	105,05	1,218

Að nafnvirði (ma.kr.) Heimild: Lánamál Ríkisins

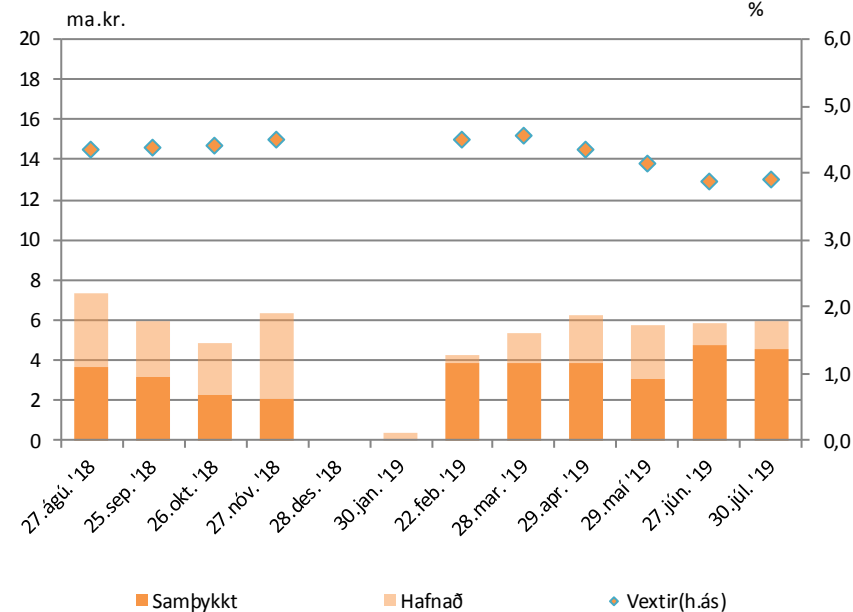


# Útboð ríkisvixla

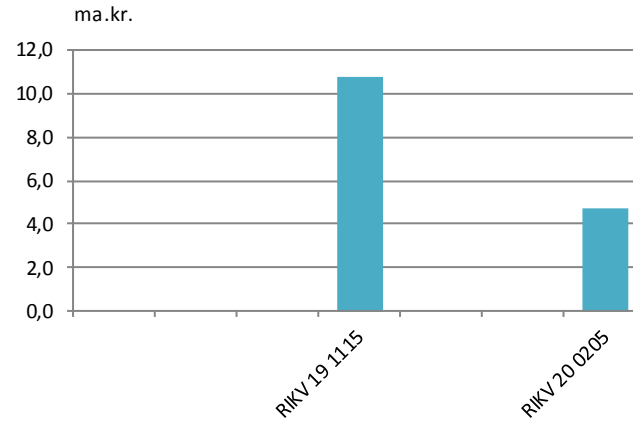
Dags.	Flokkur	Samþykkt	Vextir
27.06.19	RIKV 20 0205	4,6	3,90
27.06.19	RIKV 20 0205	4,7	3,90
29.05.19	RIKV 19 1115	3,1	4,15
29.04.19	RIKV 19 1115	3,8	4,35
28.03.19	RIKV 19 1115	3,8	4,56
22.02.19	RIKV 19 0618	3,8	4,50

Heimild: Lánamál ríkisins

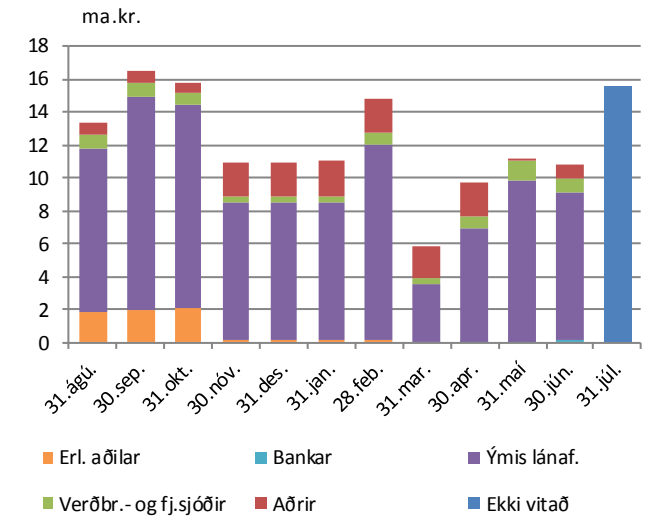
## Niðurstaða útboða



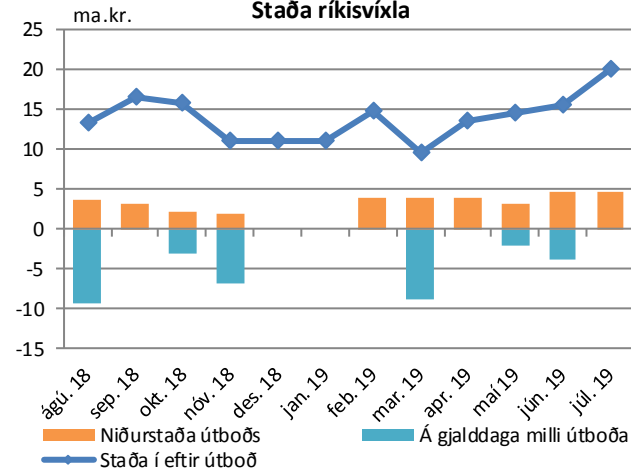
## Útistandandi ríkisvixlar



## Eigendaskipting



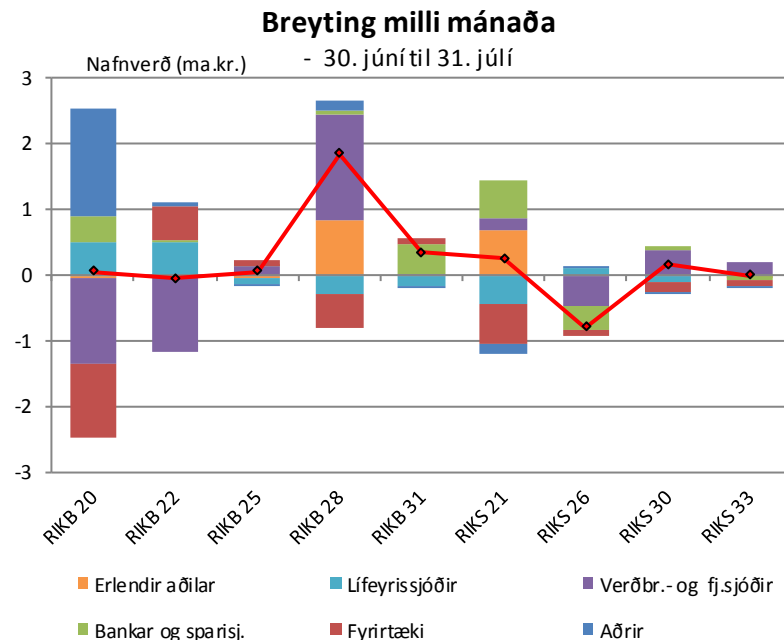
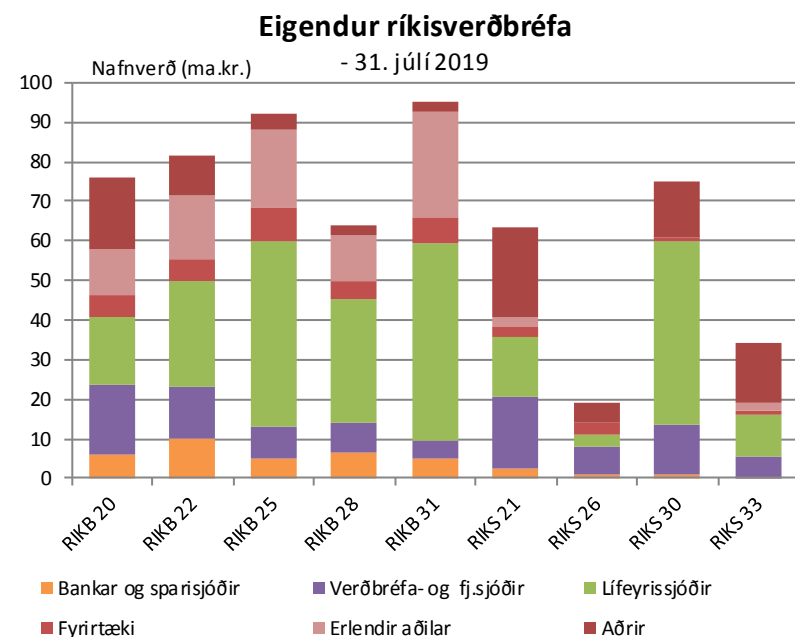
## Staða ríkisvixla



# Eigendaskipti ríkisbréfa

	Eigendaskipting (ma.kr.)									
	RIKB 20	RIKB 22	RIKB 25	RIKB 28	RIKB 31	RIKS 21	RIKS 26	RIKS 30	RIKS 33	Alls
Bankar og sparisjóðir	6,1	10,1	4,7	6,6	4,9	2,7	0,8	0,9	0,1	36,8
Verðbréfa- og fj.sjóðir	17,5	12,7	8,4	7,4	4,5	17,7	7,3	12,7	5,2	93,4
Lífeyrissjóðir	17,0	26,8	46,7	31,1	49,8	15,1	2,9	46,3	11,0	246,6
Fyrirtæki	5,6	5,5	8,5	4,5	6,5	2,5	2,9	0,9	1,1	38,0
Aðrir	18,4	10,1	3,7	2,3	2,2	22,4	5,2	14,5	14,9	93,6
Erlendir aðilar	11,6	16,3	19,9	12,0	27,0	2,9	0,0	0,0	2,0	91,8
Nafnverð alls (ma.kr.)	76,1	81,6	92,0	63,9	94,9	63,3	19,1	75,2	34,2	600,2

Heimild: Lánamál ríkisins

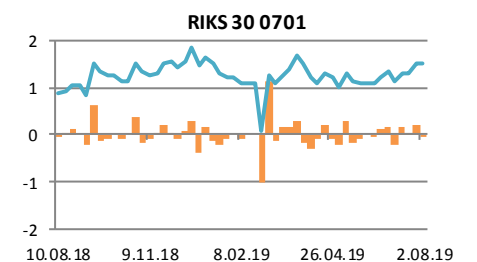
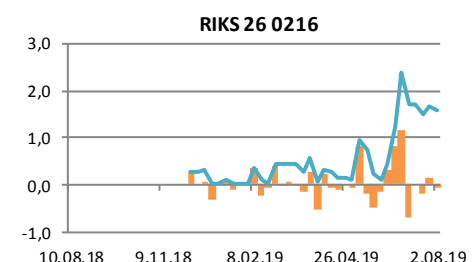
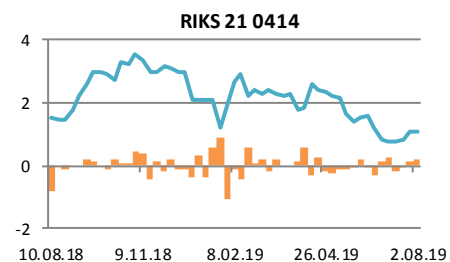
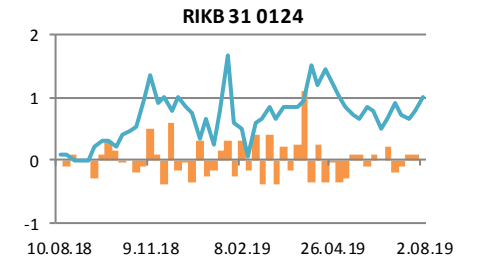
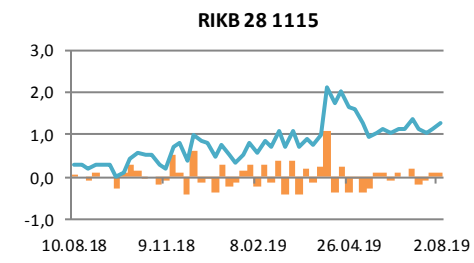
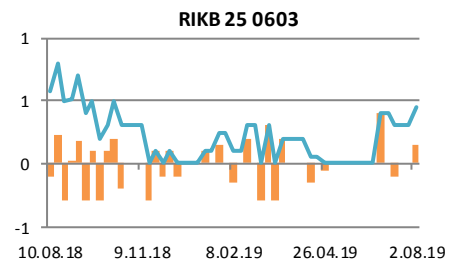
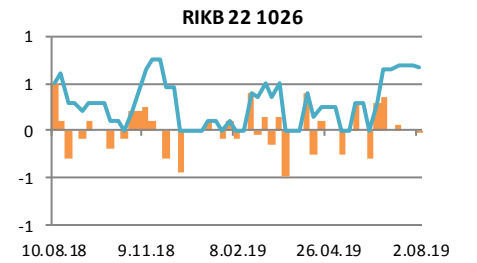
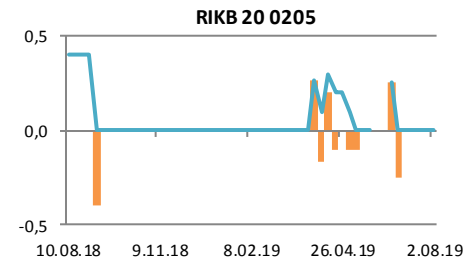
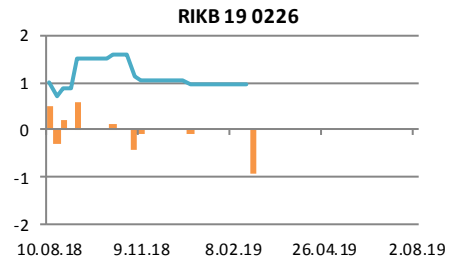
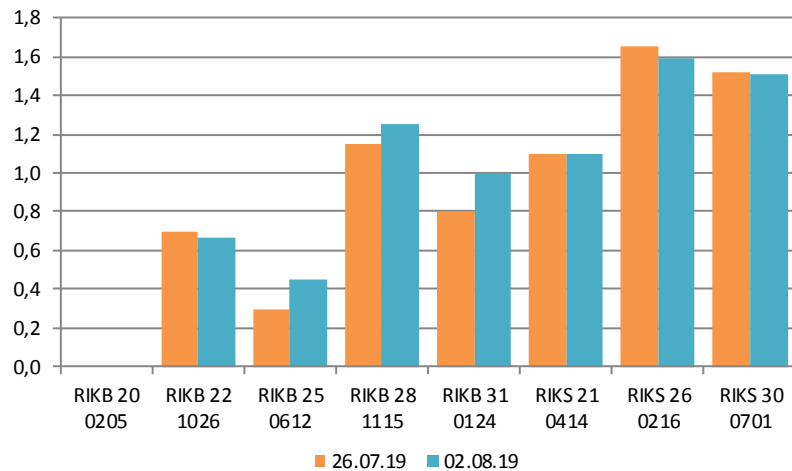


# Verðbréfalán

Flokkur	Nafnverð (m.kr.)	Breyting síðan				
		1V	4V	12V	26V	52V
RIKB 20 0205	0	0	0	-100	0	-400
RIKB 22 1026	670	-30	20	420	670	170
RIKB 25 0612	450	150	50	450	350	-120
RIKB 28 1115	1.250	100	-100	-350	700	950
RIKB 31 0124	1.000	200	75	0	500	900
RIKS 21 0414	1.100	0	340	-1.141	-1.571	-420
RIKS 26 0216	1.595	-60	-110			
RIKS 30 0701	1.514	-10	386	514	414	614

Heimild: Lánamál Ríkisins

## Breyting milli vikna



Innihald og form skjals þessa er unnið af starfsmönnum Hagfræðideildar Landsbankans hf. (hagfraedideild@landsbankinn.is) og byggist á aðgengilegum opinberum upplýsingum á þeim tíma sem greiningin var unnin. Mat á þeim upplýsingum endurspeglar skoðanir starfsmanna Hagfræðideildar Landsbankans á þeim degi þegar greiningin er dagsett, en þær geta breyst án fyrirvara.

Landsbankinn hf. og starfsfólk hans taka ekki ábyrgð á viðskiptum sem byggð eru á þeim upplýsingum og skoðunum sem hér eru settar fram.

Bent skal á að Landsbankinn hf. getur á hverjum tíma haft beinna eða óbeinna hagsmuna að gæta, ýmist sjálfur, dótturfélög hans eða fyrir hönd viðskiptamanna, s.s. sem fjárfestir, lánardrottinn eða þjónustuaðili. Greiningar eru engu að síður unnar sjálfstætt af Hagfræðideild Landsbankans og innan Landsbankans eru í gildi reglur um aðskilnað starfssviða sem eru aðgengilegar á vef bankans.

