



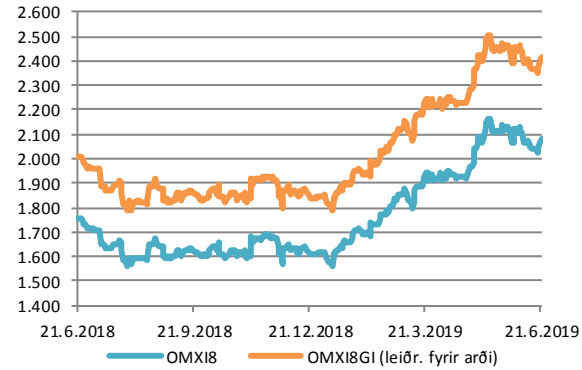
Vikubyrjun
Innlendar markaðsupplýsingar
24. júní 2019

Hlutabréf

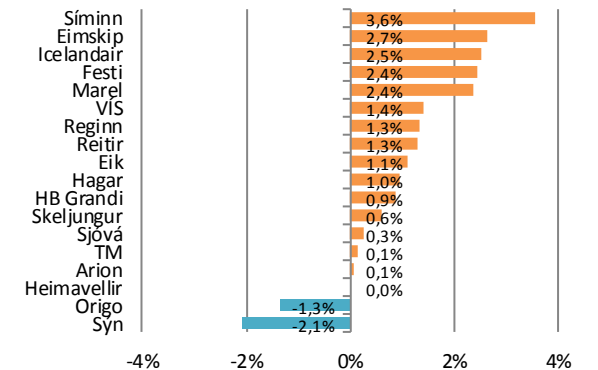
Félag	Verð	Velta (m.kr.)	Breyting síðan ...				
			áramót	1V	1M	3M	12M
OMX18	2085,5	4.766	29,2%	2,2%	-1,6%	8,3%	18,7%
OMX18GI	2419,6		31,0%	2,2%	-1,5%	8,6%	20,3%
Marel	559,0	925	53,4%	2,4%	-4,0%	5,7%	45,9%
Icelandair	10,9	263	14,1%	2,5%	8,4%	27,1%	-16,7%
Eimskip	193,0	223,7	-13,6%	2,7%	4,9%	11,3%	-7,1%
HB Grandi	33,7	27	3,2%	0,9%	8,7%	18,7%	2,3%
Hagar	42,3	126	-9,2%	1,0%	-1,6%	-3,2%	-7,6%
Festi	126,0	382	9,1%	2,4%	-1,6%	11,5%	7,2%
Skeljungur	8,3	156	15,8%	0,6%	-2,7%	15,3%	21,3%
Sýn	35,1	105	-16,1%	-2,1%	1,3%	6,2%	-48,8%
Síminn	4,7	1.330	25,7%	3,6%	6,9%	21,1%	5,0%
Origo	25,7	14	11,7%	-1,3%	1,0%	18,2%	37,5%
Arion	78,1	83	18,1%	0,1%	-3,4%	4,6%	-2,8%
Sjóvá	18,6	109	37,8%	0,3%	1,4%	14,9%	13,6%
VÍS	13,0	359	40,0%	1,4%	1,7%	14,0%	9,6%
TM	34,1	103	35,2%	0,1%	0,1%	15,6%	2,1%
Reginn	22,6	191	7,1%	1,3%	0,0%	7,1%	2,0%
Reitir	85,4	221	18,8%	1,3%	-2,2%	16,8%	4,8%
Eik	9,1	151	12,8%	1,1%	1,0%	8,9%	0,8%
Heimavellir	1,2	5,6	6,2%	0,0%	-5,5%	-4,8%	-1,6%

Leiðrétt fyrir arðgreiðslum. Heimild: Kodiak, útreikningar Hagfræðideildar

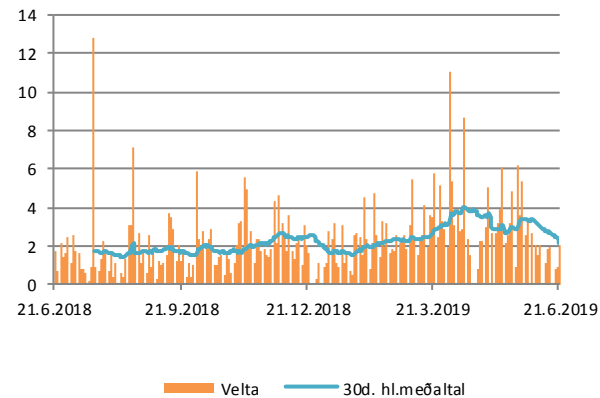
Úrvalsvísitalan



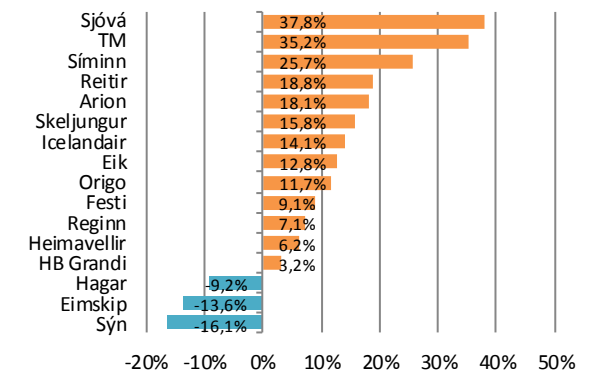
Breyting í vikunni



Velta



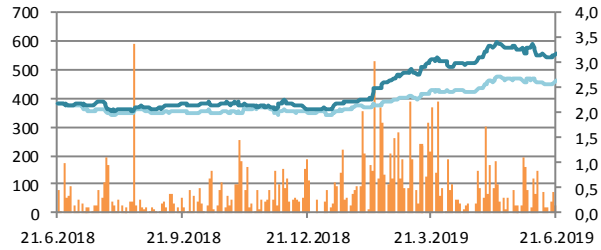
Frá áramótum



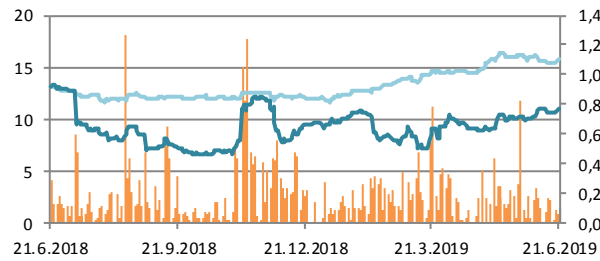
Hlutabréf

— Velta (h.ás, ma.kr./dag)
— Verð
— OMXIB

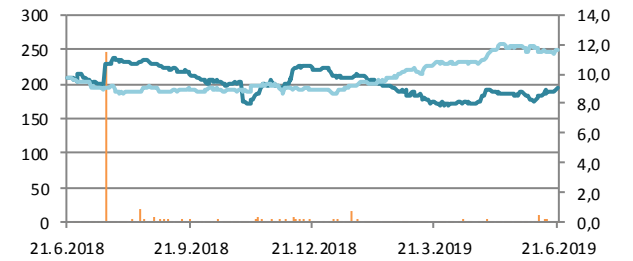
Marel



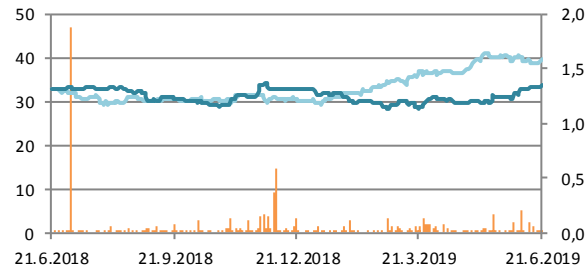
Icelandair



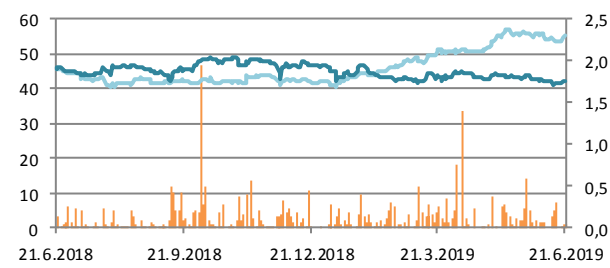
Eimskip



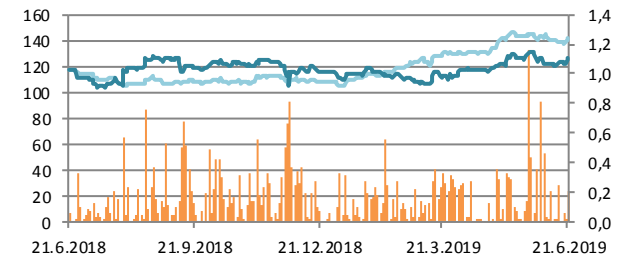
HB Grandi



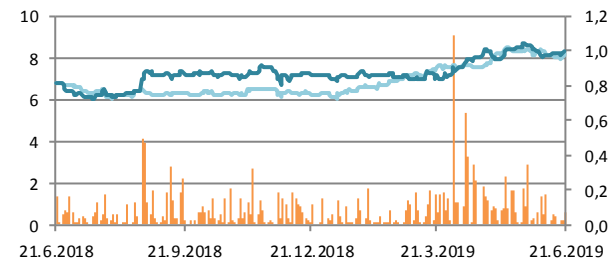
Hagar



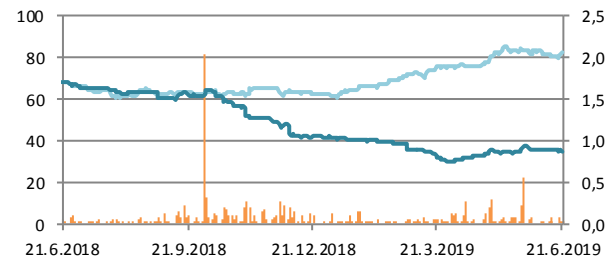
Festi



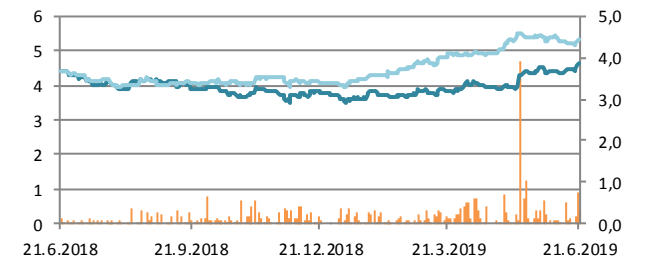
Skeljungur



Sýn



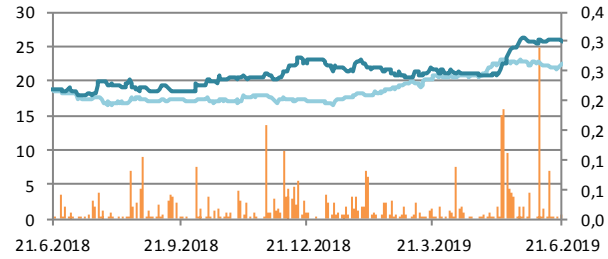
Síminn



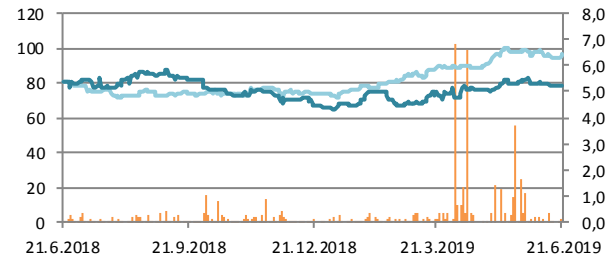
Hlutabréf

— Velta (h.ás, ma.kr./dag)
— Verð
— OMXIB

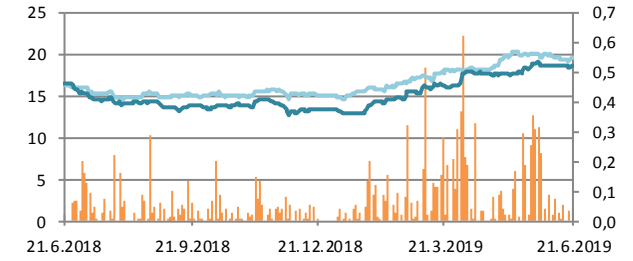
Origo



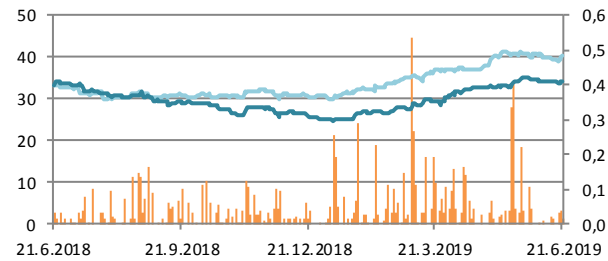
Arion



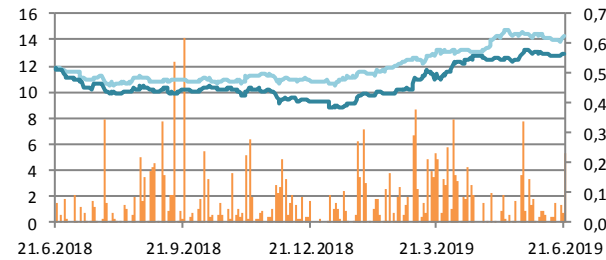
Sjóvá



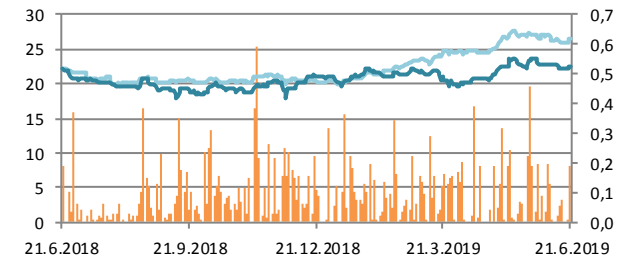
TM



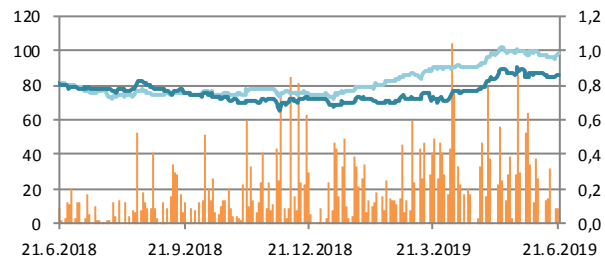
VÍS



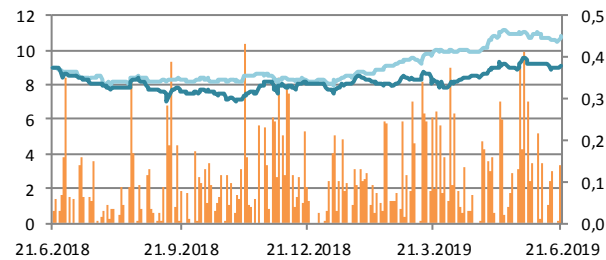
Reginn



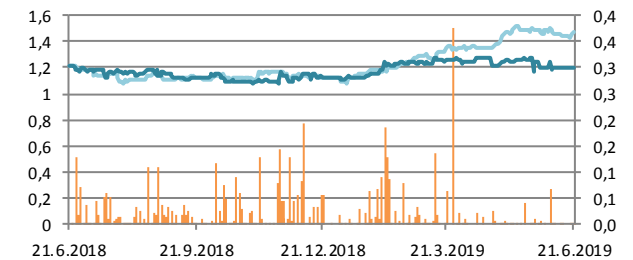
Reitir



Eik

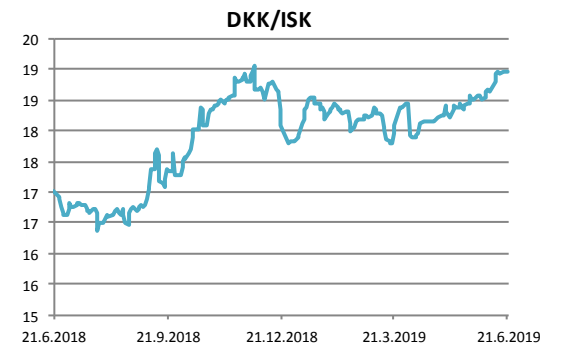
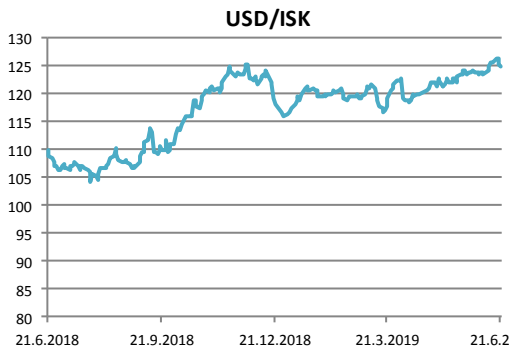
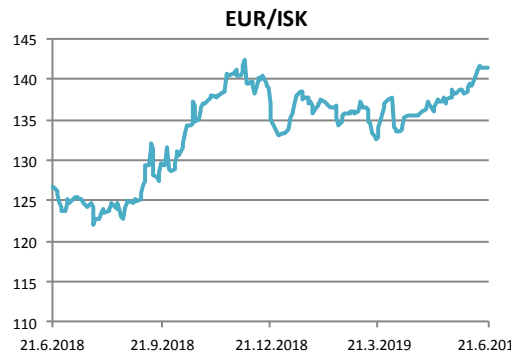


Heimavellir

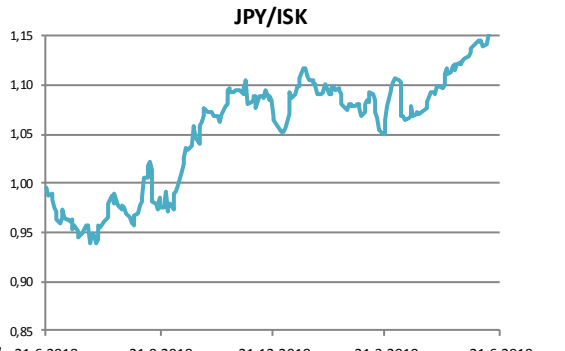
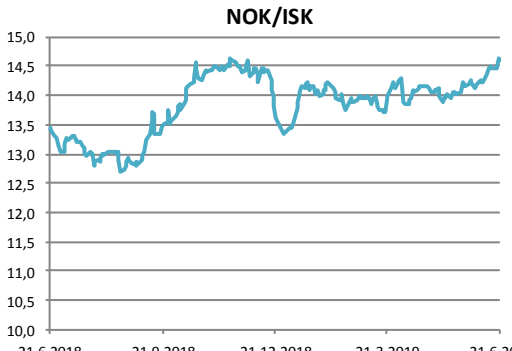
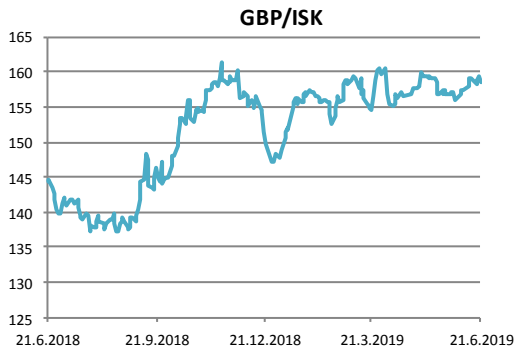
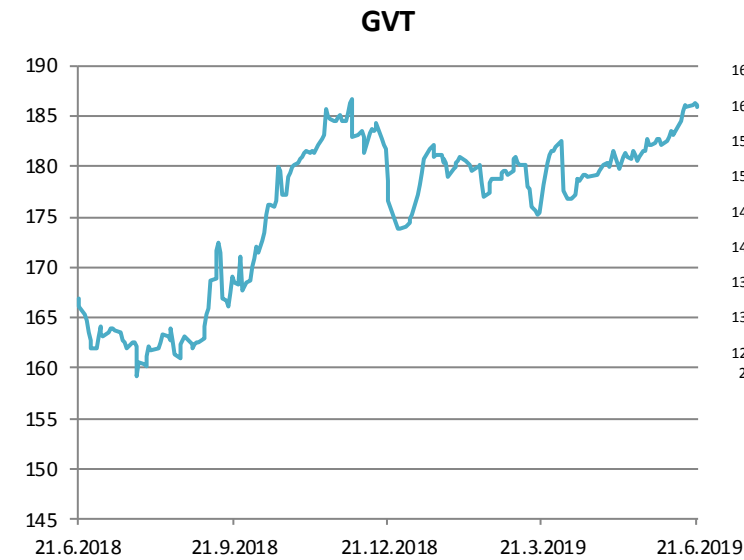


Gjaldeyrismarkaðurinn

Gengi ISK	21.jún	Breyting síðan ...				
		áramót	1V	1M	3M	12M
GVT	186,0	6,8%	0,0%	2,4%	5,2%	11,5%
EUR	141,5	6,2%	0,0%	2,7%	5,5%	11,6%
USD	125,1	7,5%	-0,4%	1,2%	6,2%	13,6%
GBP	158,5	6,8%	-0,3%	1,0%	2,5%	9,8%
SEK	13,3	2,4%	0,3%	4,3%	3,6%	8,4%
DKK	19,0	6,2%	0,0%	2,7%	5,5%	11,4%
NOK	14,6	9,0%	1,0%	3,8%	4,6%	8,6%
JPY	1,16	10,1%	0,3%	3,8%	9,2%	16,8%



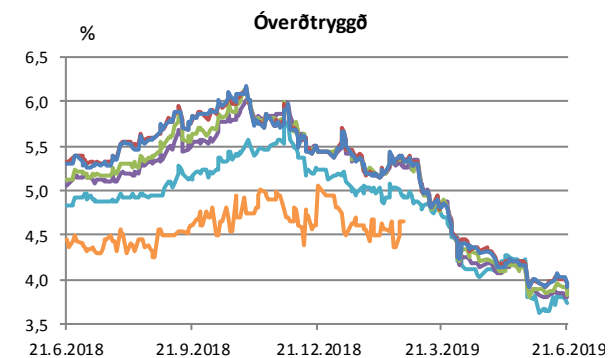
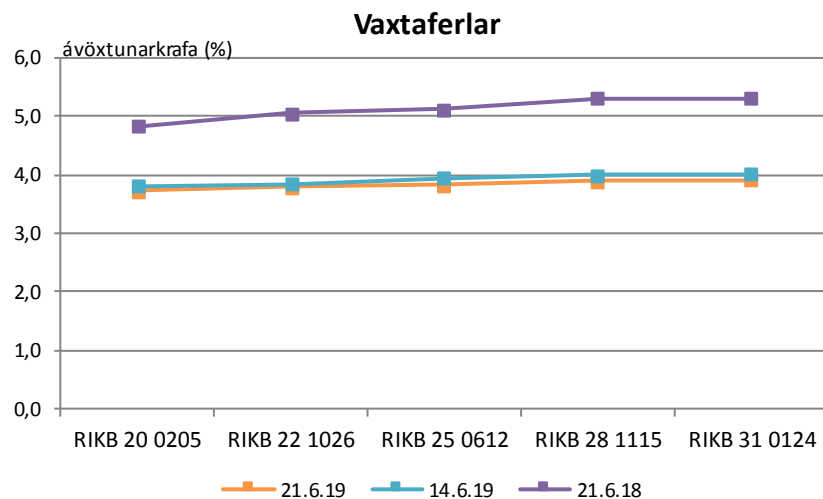
Miðgengi Seðlabanka Íslands. Heimild: Kodiak



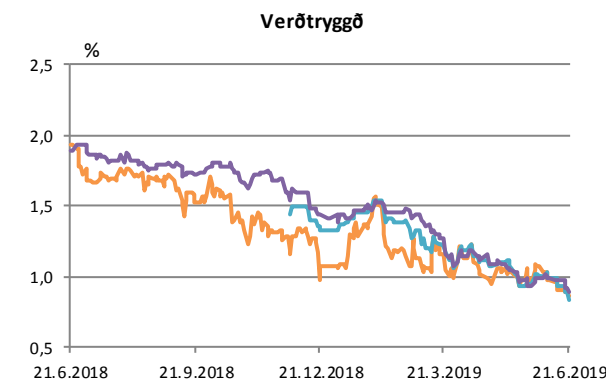
Ríkisbréf

	verð	krafa	velta (ma.kr./viku)	Breyting síðan ...				
				árm.	1V	1M	3M	12M
RIKB 20 0205	101,48	3,73	1,1	-1,40	-0,08	-0,49	-1,00	-1,10
RIKB 22 1026	110,61	3,79	0,9	-1,65	-0,05	-0,33	-1,03	-1,27
RIKB 25 0612	121,86	3,83	2,0	-1,60	-0,11	-0,28	-1,02	-1,30
RIKB 28 1115	108,45	3,91	1,1	-1,54	-0,10	-0,27	-0,93	-1,42
RIKB 31 0124	123,64	3,92	1,3	-1,52	-0,10	-0,25	-0,90	-1,39
RIKS 21 0414	105,23	0,87	0,6	-0,20	-0,04	-0,19	-0,30	-1,06
RIKS 26 0216	104,30	0,83	1,3	-0,50	-0,11	-0,13	-0,39	
RIKS 30 0701	124,74	0,88	0,5	-0,53	-0,08	-0,10	-0,39	-1,00

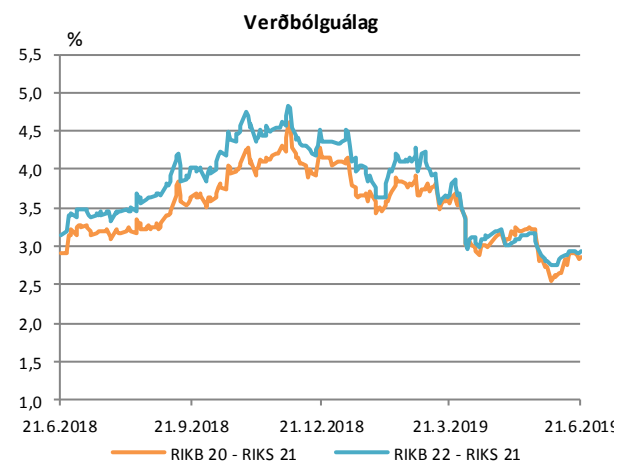
Heimild: Kodiak



RIKB 19 0226 RIKB 20 0205 RIKB 22 1026
 RIKB 25 0612 RIKB 28 1115 RIKB 31 0124



RIKS 21 0414 RIKS 26 0216 RIKS 30 0701



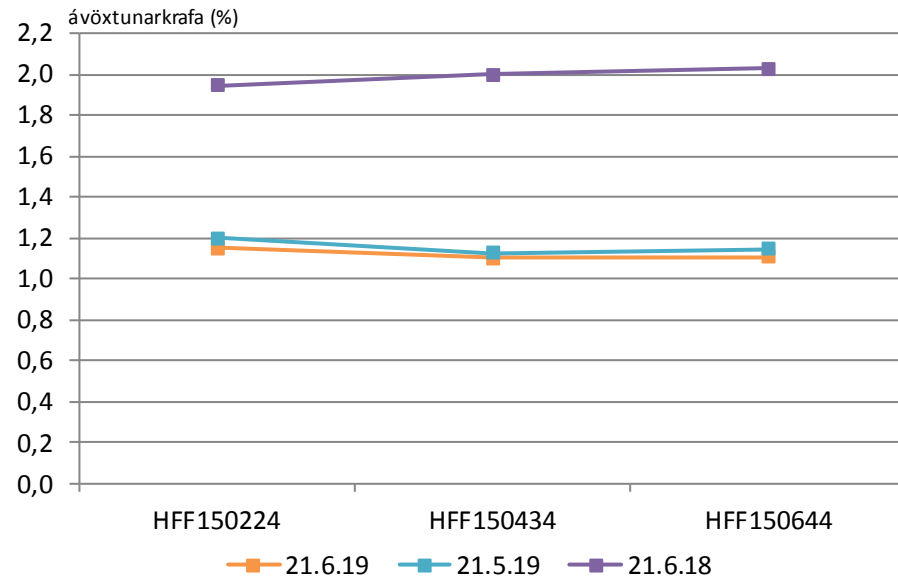
RIKB 20 - RIKS 21 RIKB 22 - RIKS 21

Íbúðabréf

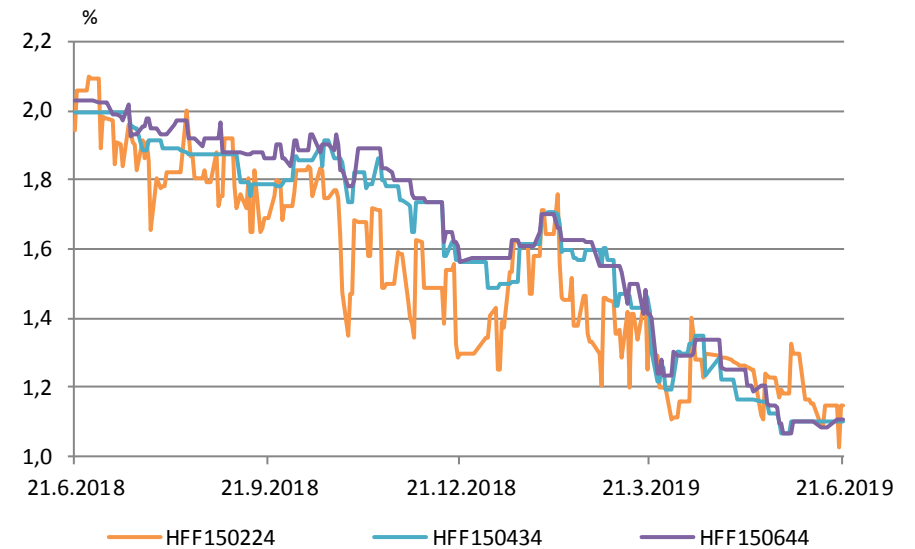
	verð	krafa	velta (ma.kr./viku)	Breyting síðan ...				
				árm.	1V	1M	3M	12M
HFF150224	106,28	1,15	0,2	-0,15	0,00	-0,05	-0,27	-0,79
HFF150434	120,62	1,10	0,3	-0,46	0,00	-0,03	-0,33	-0,90
HFF150644	135,01	1,11	0,0	-0,47	0,02	-0,04	-0,30	-0,92

Heimild: Kodiak

Vaxtaferlar



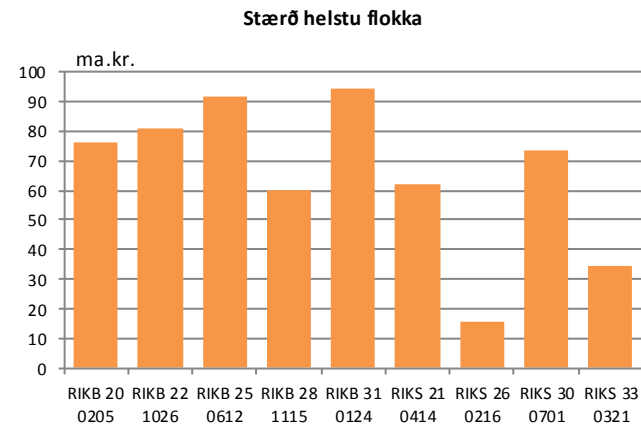
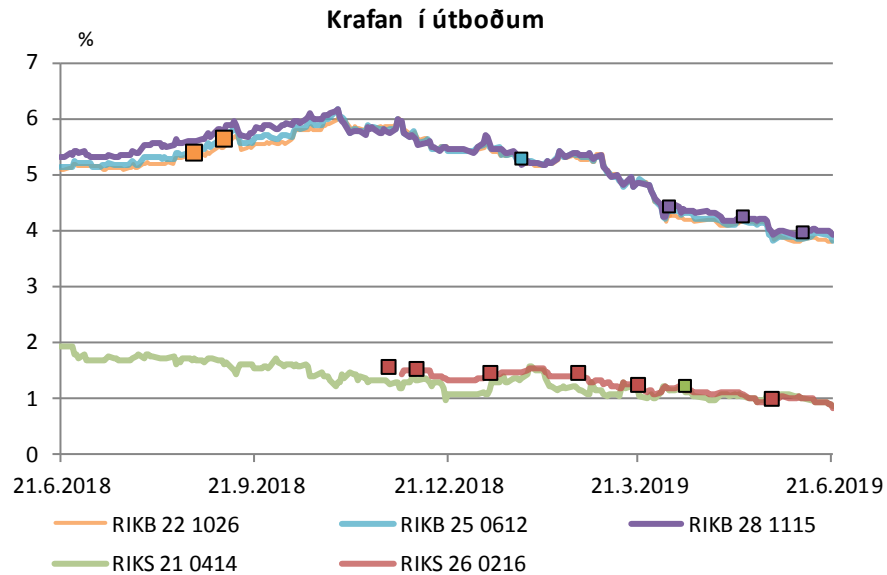
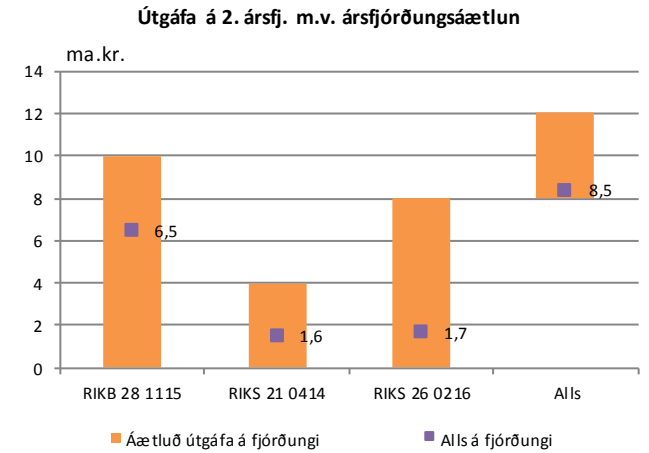
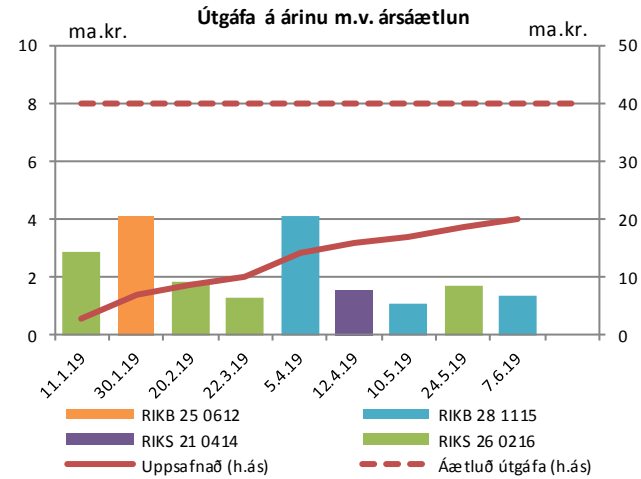
Þróun á kröfu



Útboð ríkisbréfa

Seinustu útboð		Tilboð	Samþykkt	Verð	Krafa
Dags	Flokkur				
7.6.19	RIKB 28 1115	1,8	1,3	108,20	3,90
24.5.19	RIKS 26 0216	5,4	1,7	103,58	0,95
10.5.19	RIKB 28 1115	3,9	1,0	105,70	4,25
12.4.19	RIKS 21 0414	12,8	1,5	105,05	1,22
5.4.19	RIKB 28 1115	4,1	3,9	104,40	4,42
22.3.19	RIKS 26 0216	4,4	1,3	101,90	1,21

Að nafnvirði (ma.kr.) Heimild: Lánamál Ríkisins

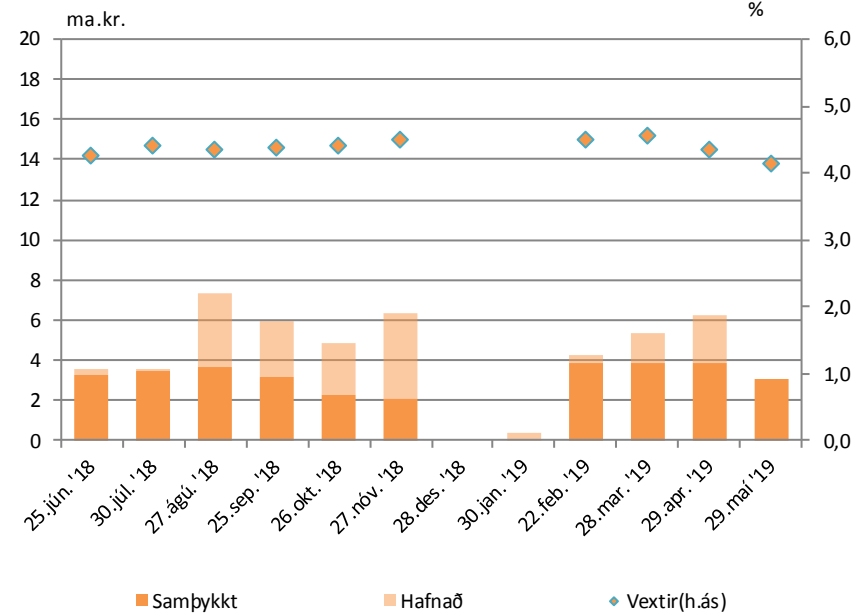


Útboð ríkisvígla

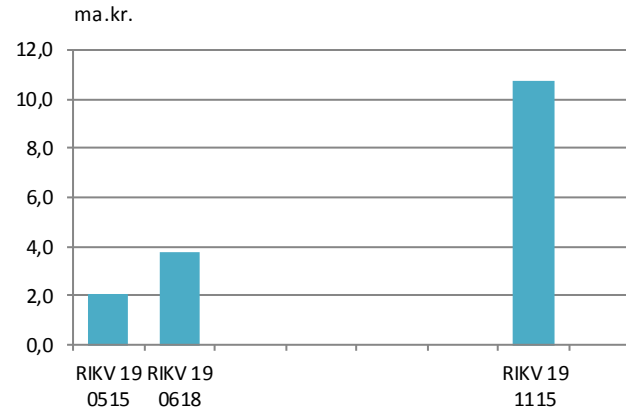
Dags.	Flokkur	Samþykkt	Vextir
29.04.19	RIKV 19 1115	3,1	4,15
29.04.19	RIKV 19 1115	3,8	4,35
28.03.19	RIKV 19 1115	3,8	4,56
22.02.19	RIKV 19 0618	3,8	4,50
30.01.19	RIKV 19 0515	0,0	-
28.12.19		<i>hætt við</i>	

Heimild: Lánamál ríkisins

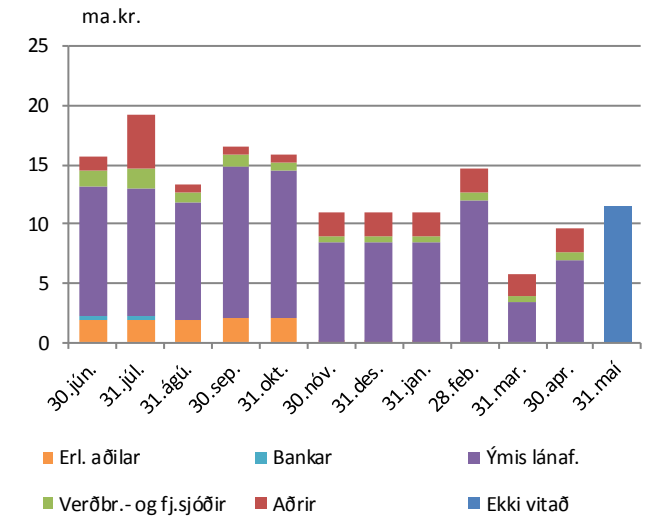
Niðurstaða útboða



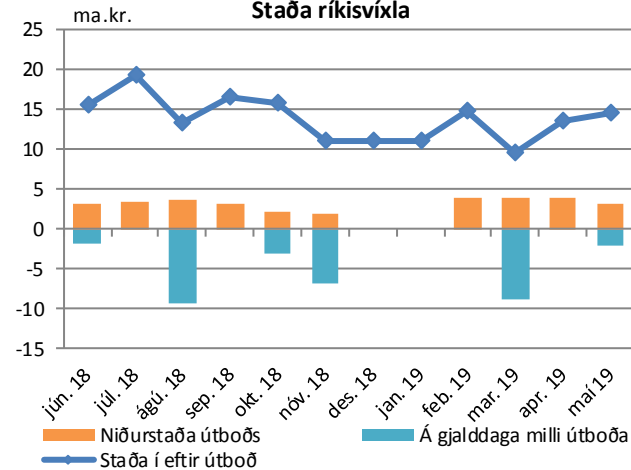
Útistandandi ríkisvíglar



Eigendaskipting



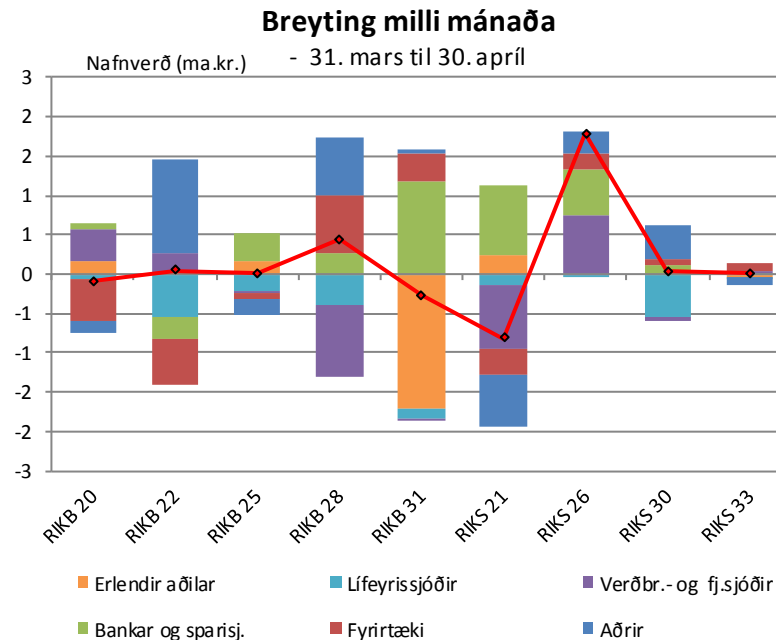
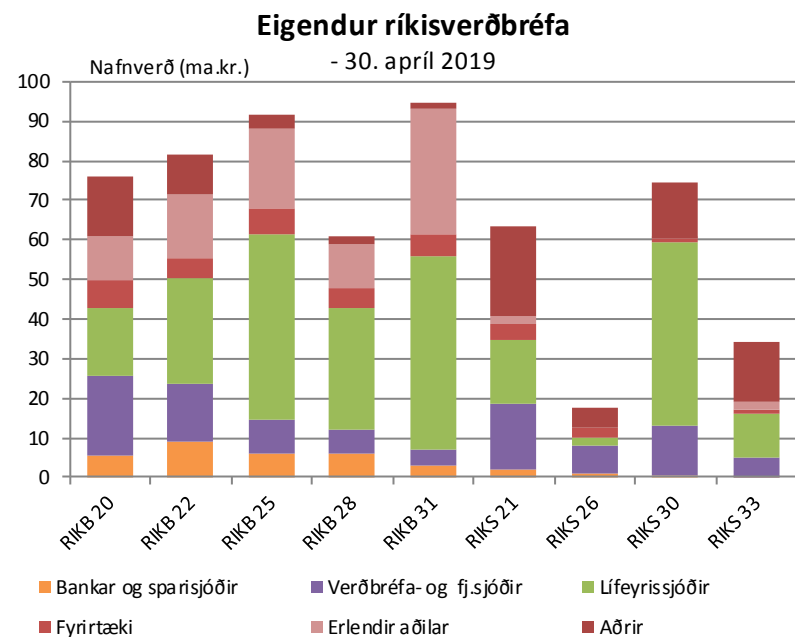
Staða ríkisvígla



Eigendaskipti ríkisbréfa

	Eigendaskipting (ma.kr.)									
	RIKB 20	RIKB 22	RIKB 25	RIKB 28	RIKB 31	RIKS 21	RIKS 26	RIKS 30	RIKS 33	Alls
Bankar og sparisjóðir	5,6	9,1	6,2	6,1	3,1	1,9	1,1	0,4	0,1	33,5
Verðbréfa- og fj.sjóðir	20,3	14,5	8,2	5,9	3,8	16,7	6,7	12,4	5,0	93,5
Lífeyrissjóðir	17,2	27,0	46,9	30,8	48,9	16,0	2,3	46,4	11,0	246,5
Fyrirtæki	6,9	4,7	6,7	4,7	5,7	4,0	2,5	1,1	1,2	37,4
Aðrir	15,2	10,1	3,5	2,0	1,4	22,7	5,1	14,5	15,0	89,5
Erlendir aðilar	11,0	16,0	20,0	11,1	31,7	2,2	0,0	0,0	2,0	94,0
Nafnverð alls (ma.kr.)	76,1	81,3	91,5	60,7	94,7	63,6	17,7	74,7	34,2	594,4

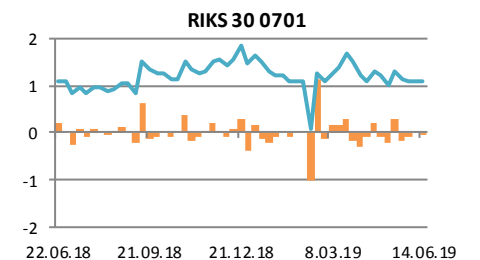
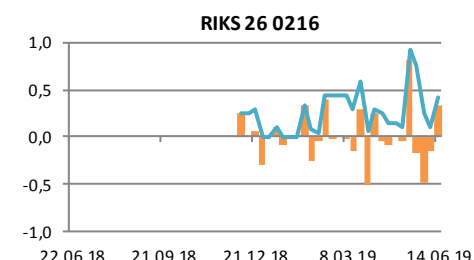
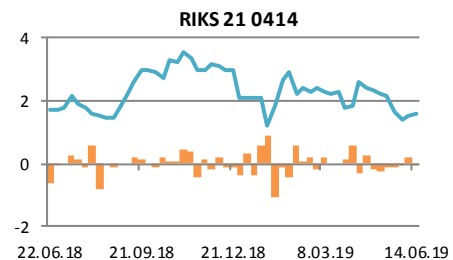
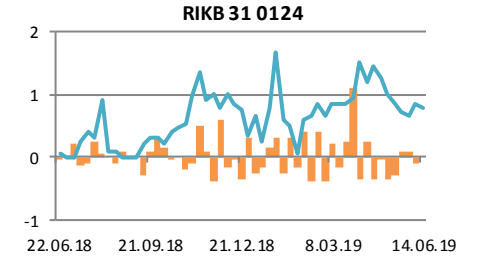
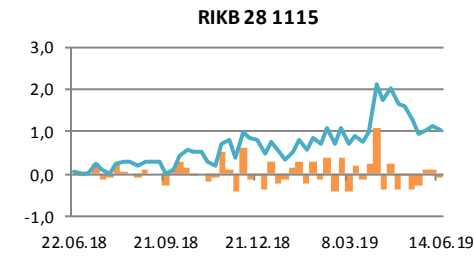
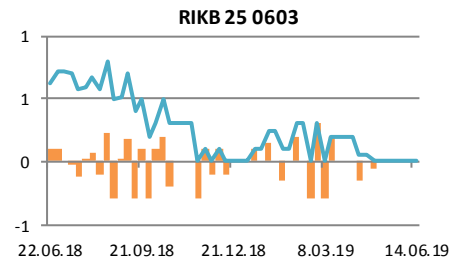
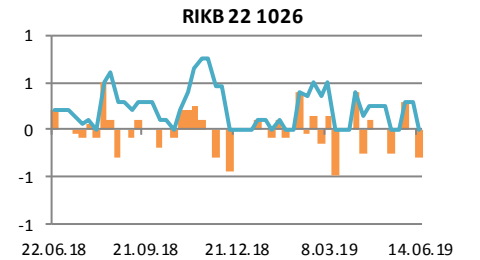
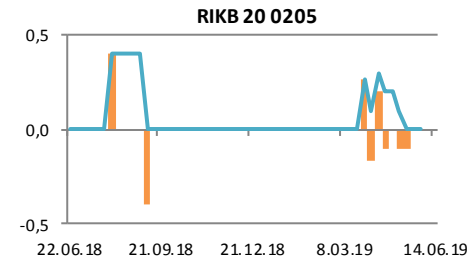
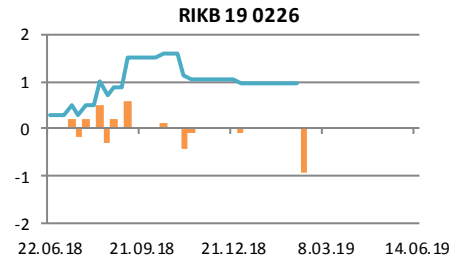
Heimild: Lánamál ríkisins



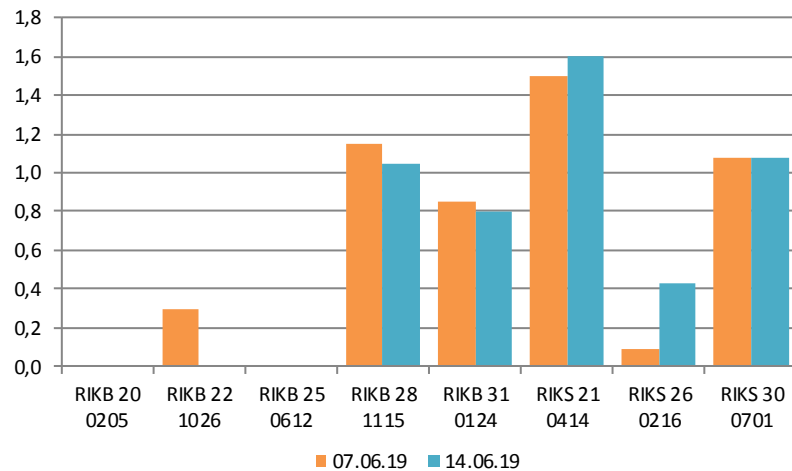
Verðbréfalán

Flokkur	Nafnverð (m.kr.)	Breyting síðan				
		1V	4V	12V	26V	52V
RIKB 20 0205	0	0	0	0	0	0
RIKB 22 1026	0	-300	0	0	0	-200
RIKB 25 0612	0	0	0	-200	0	-625
RIKB 28 1115	1.050	-100	-200	150	250	1.000
RIKB 31 0124	800	-50	-50	-50	50	750
RIKS 21 0414	1.600	100	-562	-638	-1.361	-100
RIKS 26 0216	424	330	-501			
RIKS 30 0701	1.078	-2	-226	-327	-772	-22

Heimild: Lánamál Ríkisins



Breyting milli vikna



Innihald og form skjals þessa er unnið af starfsmönnum Hagfræðideildar Landsbankans hf. (hagfraedideild@landsbankinn.is) og byggist á aðgengilegum opinberum upplýsingum á þeim tíma sem greiningin var unnin. Mat á þeim upplýsingum endurspeglar skoðanir starfsmanna Hagfræðideildar Landsbankans á þeim degi þegar greiningin er dagsett, en þær geta breyst án fyrirvara.

Landsbankinn hf. og starfsfólk hans taka ekki ábyrgð á viðskiptum sem byggð eru á þeim upplýsingum og skoðunum sem hér eru settar fram.

Bent skal á að Landsbankinn hf. getur á hverjum tíma haft beinna eða óbeinna hagsmuna að gæta, ýmist sjálfur, dótturfélög hans eða fyrir hönd viðskiptamanna, s.s. sem fjárfestir, lánardrottinn eða þjónustuaðili. Greiningar eru engu að síður unnar sjálfstætt af Hagfræðideild Landsbankans og innan Landsbankans eru í gildi reglur um aðskilnað starfssviða sem eru aðgengilegar á vef bankans.

