



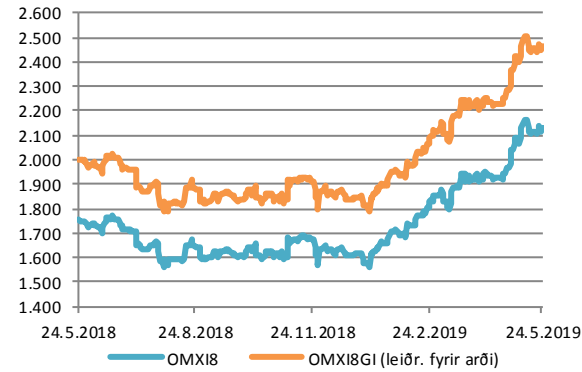
Vikubyrjun
Innlendar markaðsupplýsingar
27. maí 2019

Hlutabréf

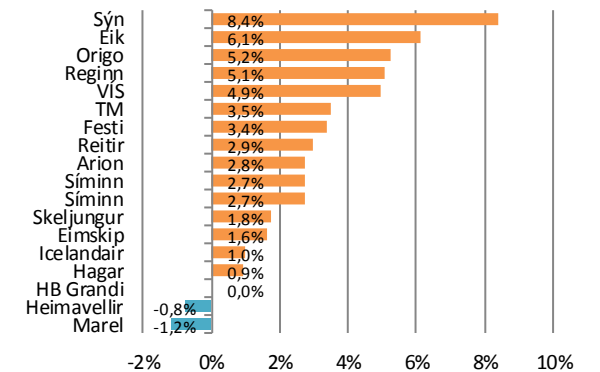
Félag	Verð	Velta (m.kr.)	Breyting síðan ...				
			áramót	1V	1M	3M	12M
OMX18	2129,9	18.571	32,0%	0,6%	9,7%	18,3%	21,5%
OMX18GI	2467,5		33,6%	0,6%	9,7%	19,7%	23,2%
Marel	573,0	837	57,2%	-1,2%	8,1%	21,7%	51,5%
Icelandair	10,3	1.362	7,5%	1,0%	14,7%	31,2%	-18,6%
Eimskip	187,5	278,8	-16,1%	1,6%	8,1%	-1,1%	1,2%
HB Grandi	31,2	2	-4,6%	0,0%	5,2%	7,7%	-5,4%
Hagar	44,0	1.007	-5,6%	0,9%	2,6%	2,7%	0,8%
Festi	130,3	1.950	12,8%	3,4%	10,9%	17,9%	11,3%
Skeljungur	8,7	862	20,8%	1,8%	3,1%	21,5%	30,2%
Sýn	37,2	922	-11,1%	8,4%	14,0%	-3,9%	-44,6%
Síminn	4,5	954	21,6%	2,7%	14,8%	20,6%	3,2%
Origo	26,2	47	13,8%	5,2%	25,1%	25,5%	30,3%
Arion	82,2	4.274	24,4%	2,8%	8,7%	22,2%	
Sjóvá	18,8	1.150	39,3%	2,7%	7,4%	20,9%	20,2%
VÍS	13,2	661	42,3%	4,9%	4,9%	29,3%	9,5%
TM	35,3	346	40,2%	3,5%	8,6%	25,5%	9,2%
Reginn	23,8	1.032	12,6%	5,1%	14,2%	10,7%	3,3%
Reitir	89,2	1.685	24,1%	2,9%	15,2%	25,1%	4,1%
Eik	9,5	1.200	18,7%	6,1%	11,9%	17,2%	1,2%
Heimavellir	1,3	18,7	10,6%	-0,8%	2,5%	0,8%	0,8%

Leiðrétt fyrir arðgreiðslum. Heimild: Kodiak, útreikningar Hagfræðideildar

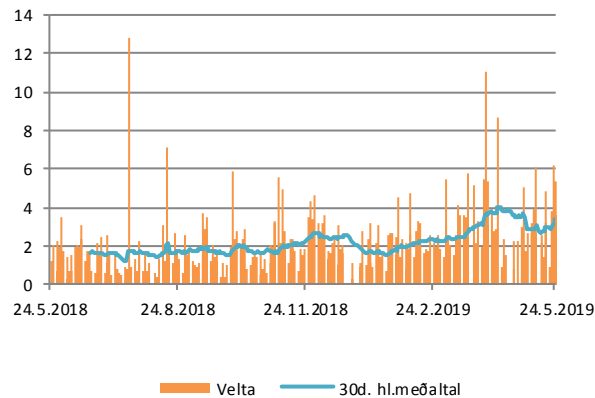
Úrvalsvísitalan



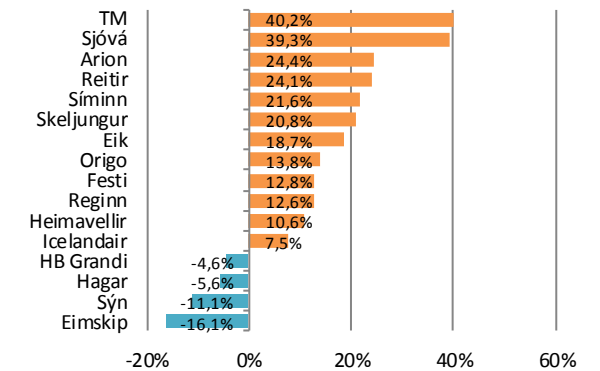
Breyting í vikunni



Velta



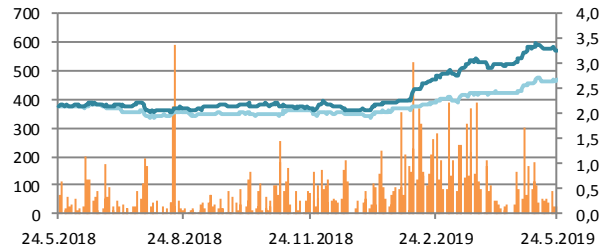
Frá áramótum



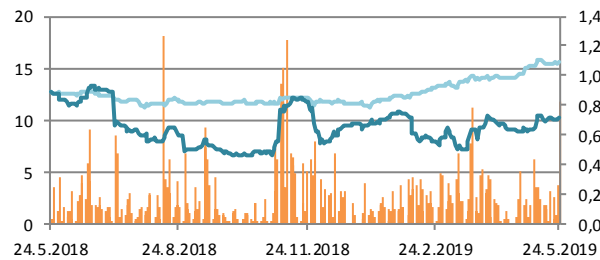
Hlutabréf

— Velta (h.ás, ma.kr./dag)
— Verð
— OMXIB

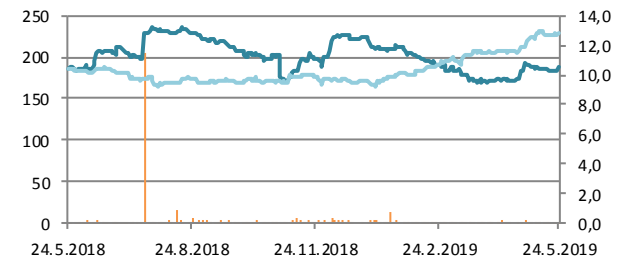
Marel



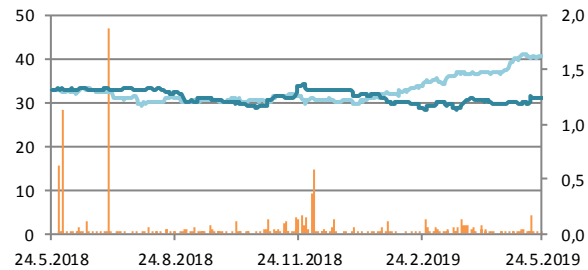
Icelandair



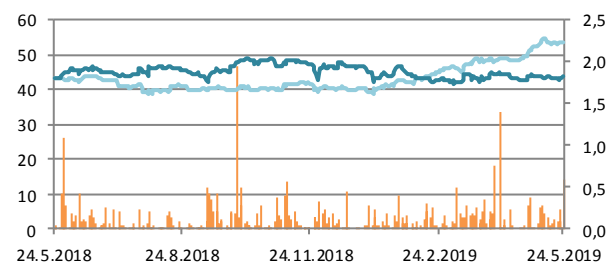
Eimskip



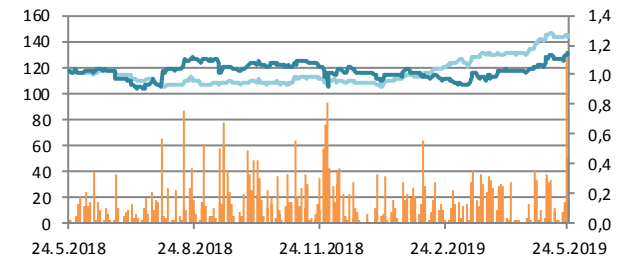
HB Grandi



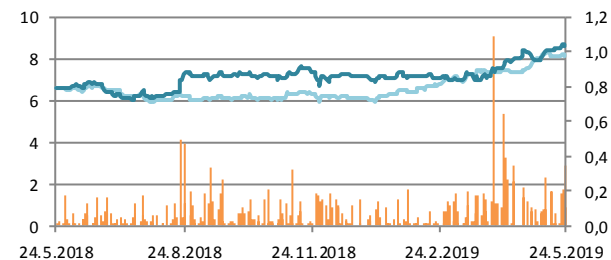
Hagar



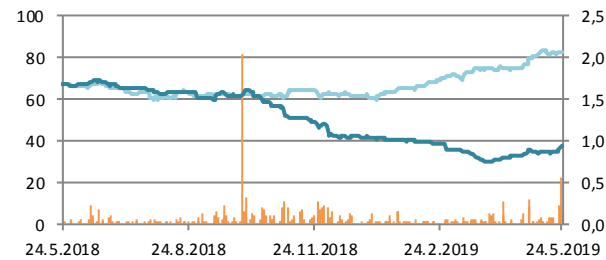
Festi



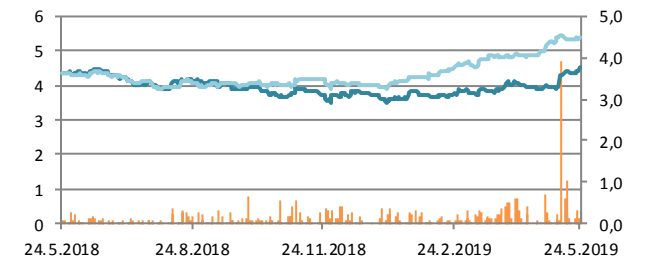
Skeljungur



Sýn



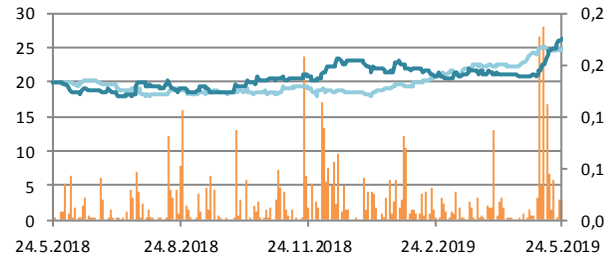
Síminn



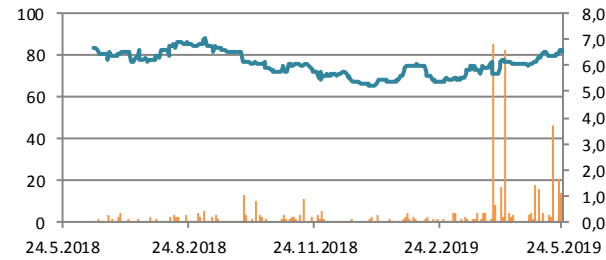
Hlutabréf

— Velta (h.ás, ma.kr./dag)
— Verð
— OMXIB

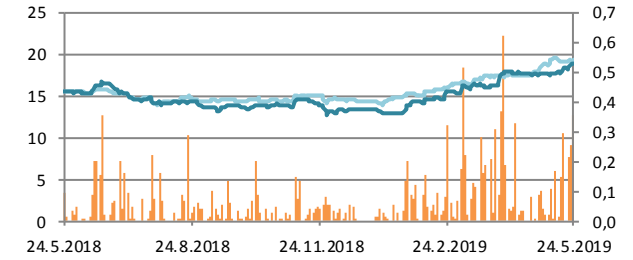
Origo



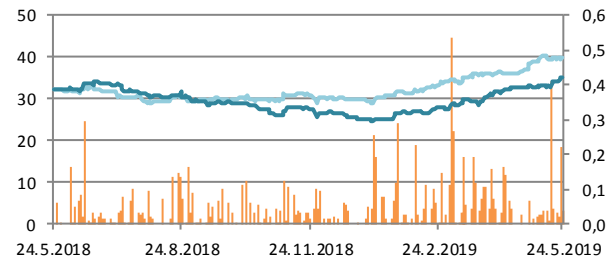
Arion



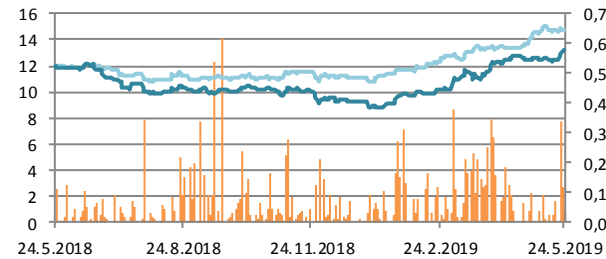
Sjóvá



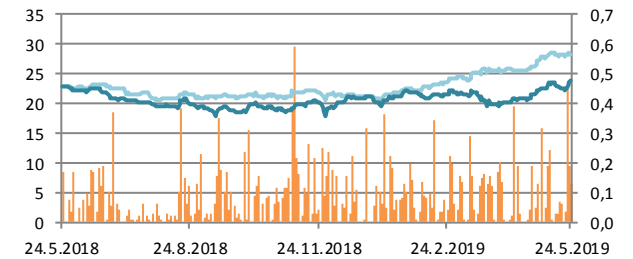
TM



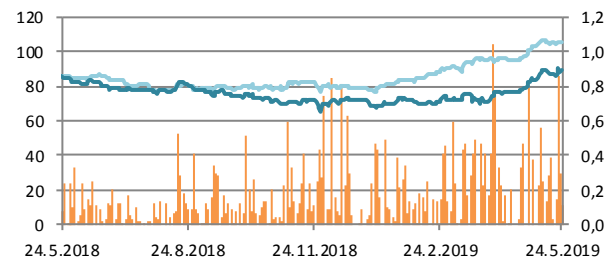
VÍS



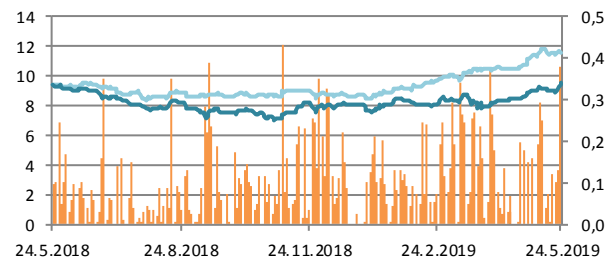
Reginn



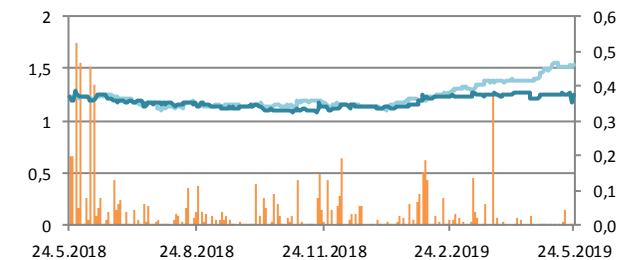
Reitir



Eik

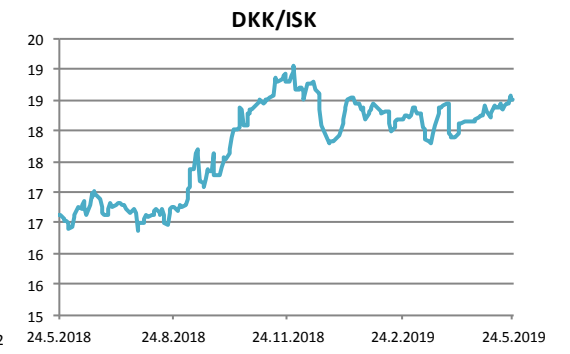
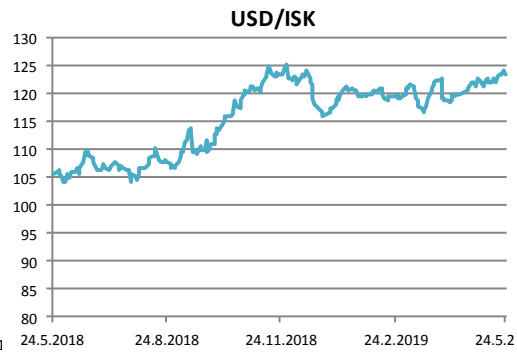
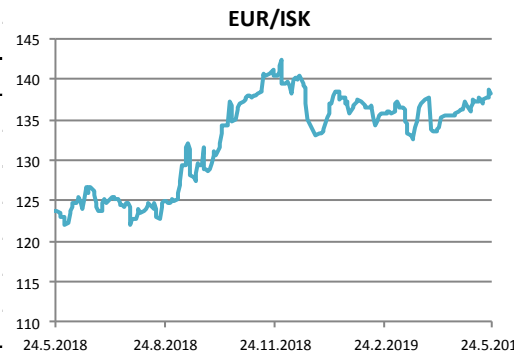


Heimavellir

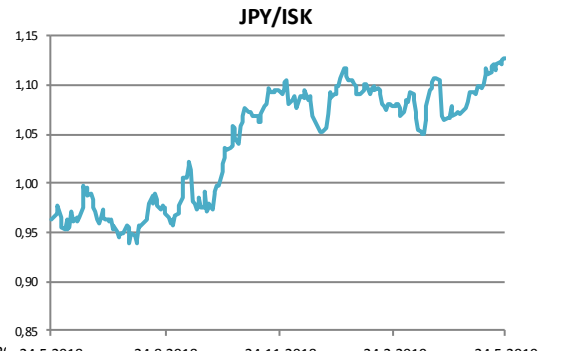
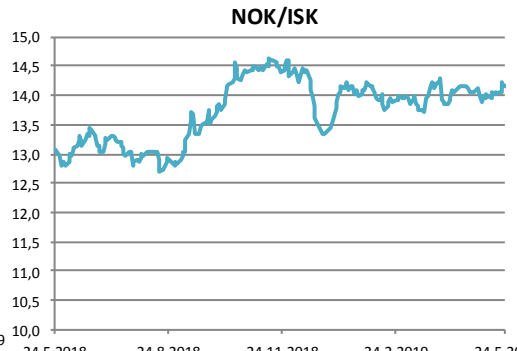
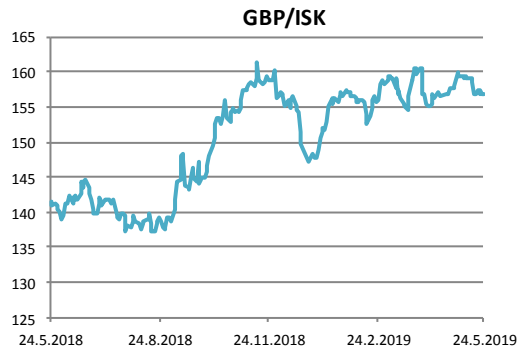
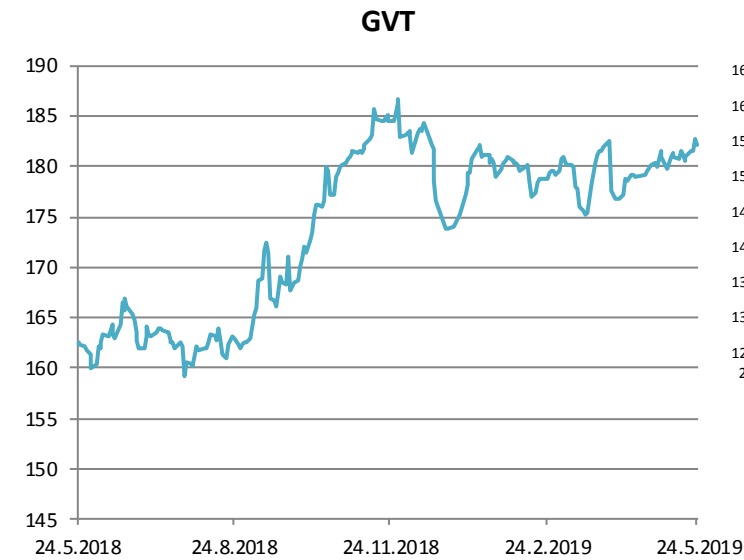


Gjaldeyrismarkaðurinn

Gengi ISK	24.maí	Breyting síðan ...				
		áramót	1V	1M	3M	12M
GVT	182,1	4,6%	0,6%	1,4%	1,9%	12,1%
EUR	138,3	3,8%	0,7%	1,8%	1,9%	11,7%
USD	123,6	6,3%	0,5%	2,0%	3,3%	17,0%
GBP	156,9	5,8%	0,0%	0,1%	0,7%	10,9%
SEK	12,9	-0,8%	1,2%	-0,2%	0,9%	6,7%
DKK	18,5	3,8%	0,7%	1,8%	1,8%	11,4%
NOK	14,2	5,7%	1,0%	0,4%	2,1%	8,4%
JPY	1,13	6,6%	0,4%	4,0%	4,4%	17,0%



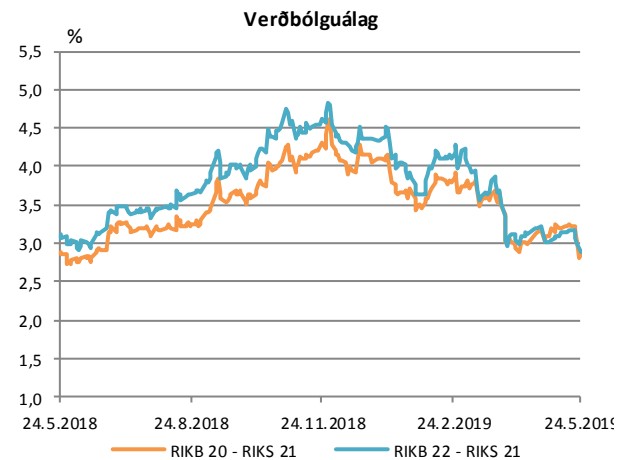
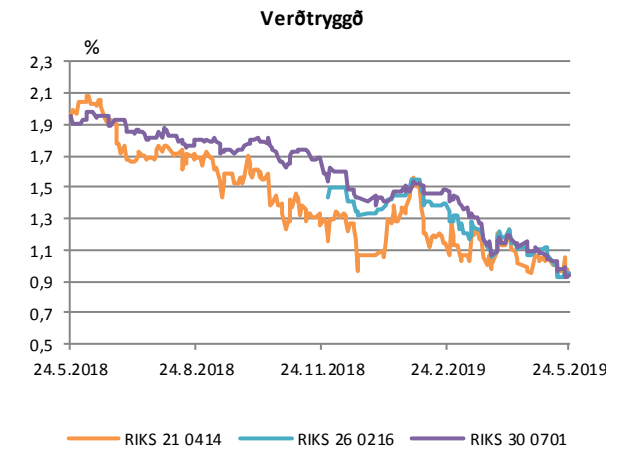
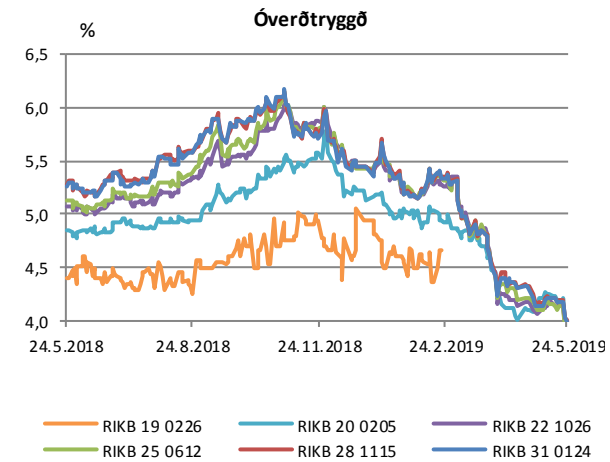
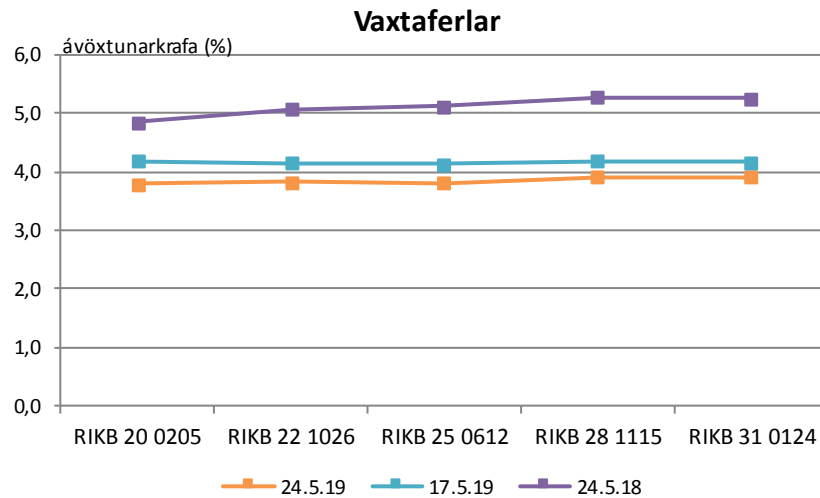
Miðgengi Seðlabanka Íslands. Heimild: Kodiak



Ríkisbréf

	verð	krafa	velta (ma.kr./viku)	Breyting síðan ...				
				árm.	1V	1M	3M	12M
RIKB 20 0205	101,63	3,79	0,8	-1,33	-0,40	-0,31	-1,14	-1,05
RIKB 22 1026	110,73	3,83	2,6	-1,61	-0,32	-0,34	-1,43	-1,24
RIKB 25 0612	122,27	3,80	1,3	-1,63	-0,33	-0,41	-1,52	-1,33
RIKB 28 1115	108,40	3,92	2,8	-1,53	-0,28	-0,40	-1,43	-1,36
RIKB 31 0124	123,77	3,92	1,8	-1,52	-0,25	-0,40	-1,42	-1,35
RIKS 21 0414	105,30	0,94	1,7	-0,13	-0,03	-0,03	-0,20	-1,02
RIKS 26 0216	103,55	0,95	0,2	-0,38	0,02	-0,12	-0,45	
RIKS 30 0701	124,30	0,93	0,8	-0,48	-0,05	-0,15	-0,55	-1,02

Heimild: Kodiak

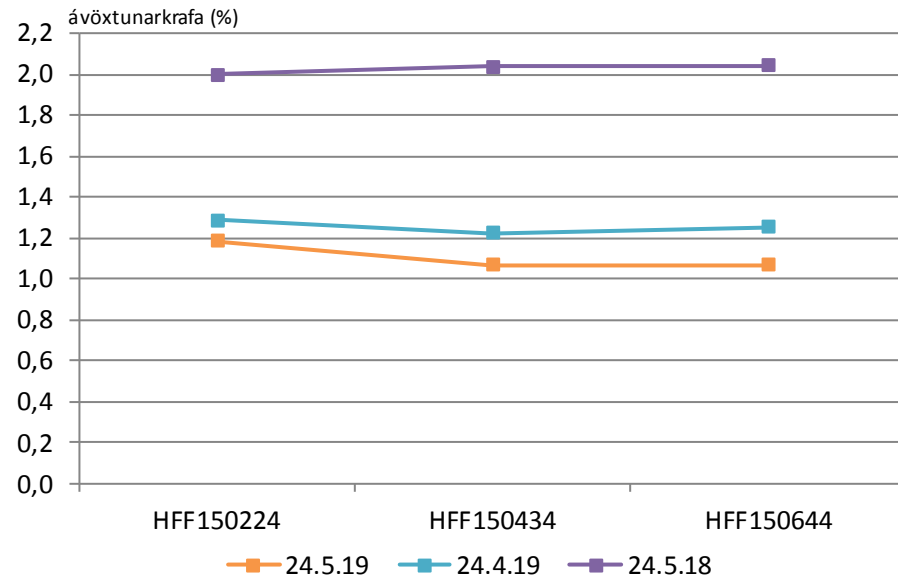


Íbúðabréf

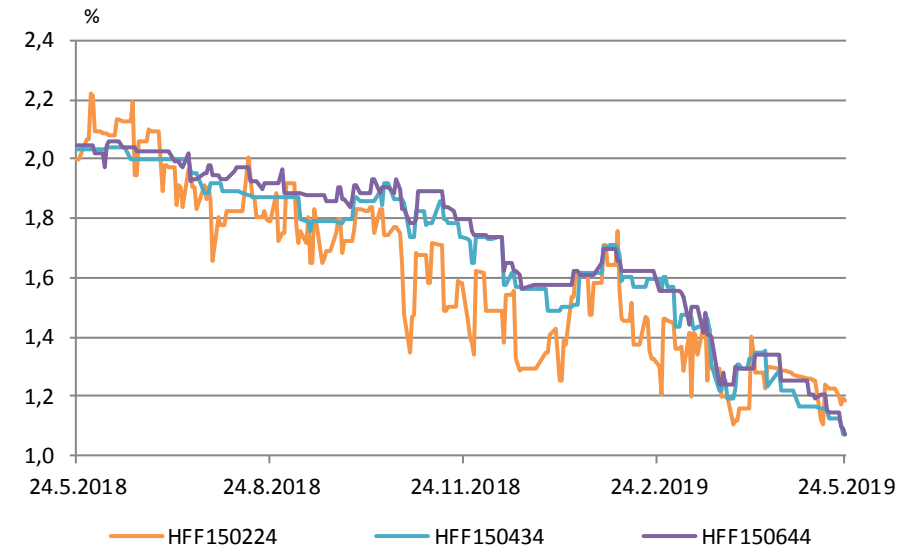
	verð	krafa	velta (ma.kr./viku)	Breyting síðan ...				
				árm.	1V	1M	3M	12M
HFF150224	106,38	1,18	1,2	-0,11	-0,05	-0,10	-0,15	-0,81
HFF150434	121,07	1,07	0,1	-0,49	-0,06	-0,15	-0,53	-0,97
HFF150644	135,40	1,07	0,0	-0,51	-0,08	-0,19	-0,55	-0,98

Heimild: Kodiak

Vaxtaferlar



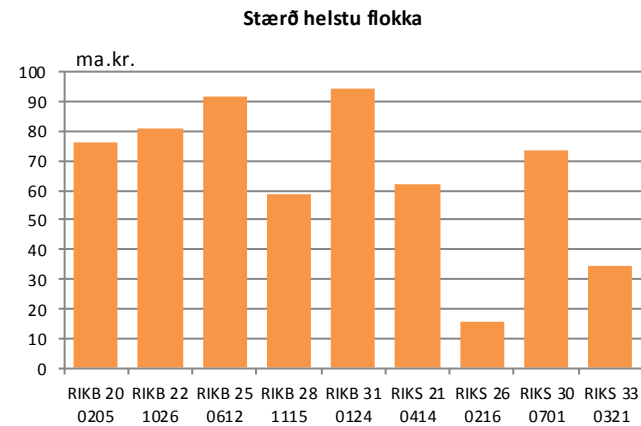
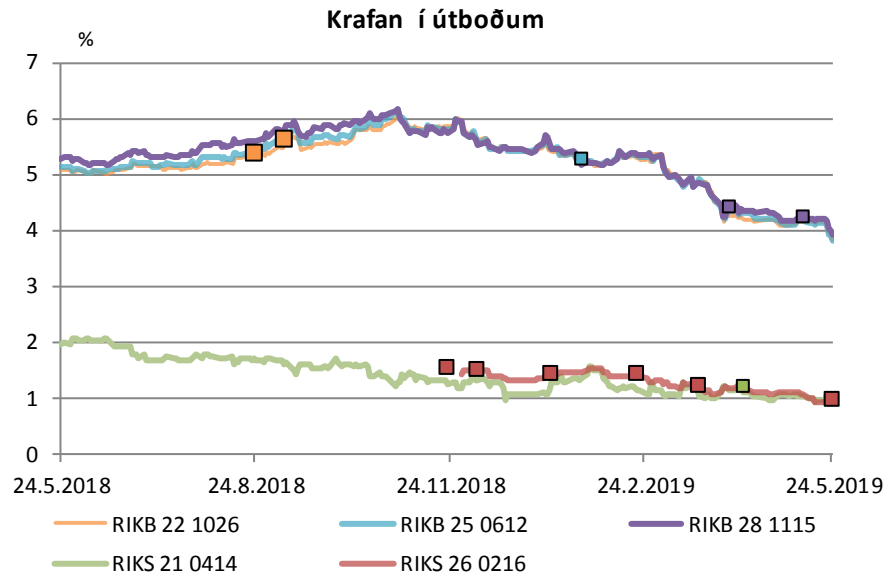
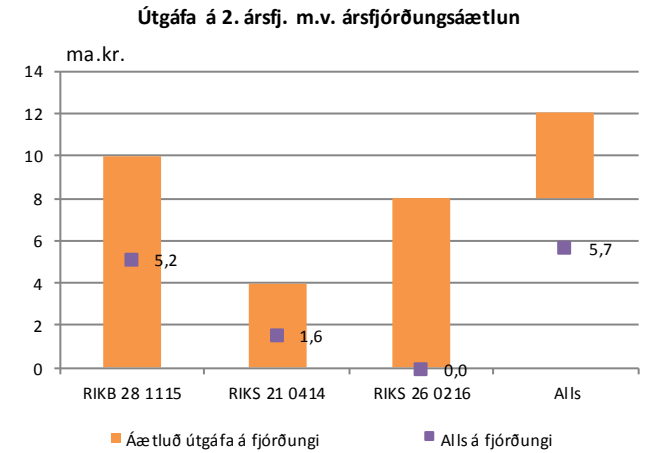
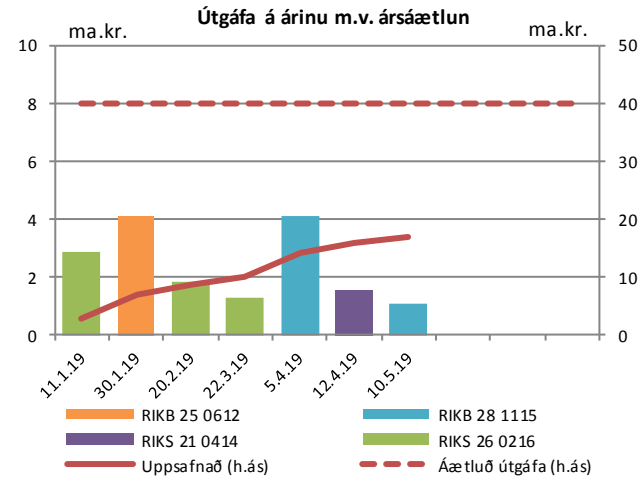
Þróun á kröfu



Útboð ríkisbréfa

Seinustu útboð		Tilboð	Samþykkt	Verð	Krafa
Dags	Flokkur				
24.5.19	RIKS 26 0216	5,4	1,7	103,58	0,95
10.5.19	RIKB 28 1115	3,9	1,0	105,70	4,25
12.4.19	RIKS 21 0414	12,8	1,5	105,05	1,22
5.4.19	RIKB 28 1115	4,1	3,9	104,40	4,42
22.3.19	RIKS 26 0216	4,4	1,3	101,90	1,21
21.2.19	RIKS 26 0216	2,6	1,9	100,59	1,41

Að nafnvirði (ma.kr.) Heimild: Lánamál Ríkisins

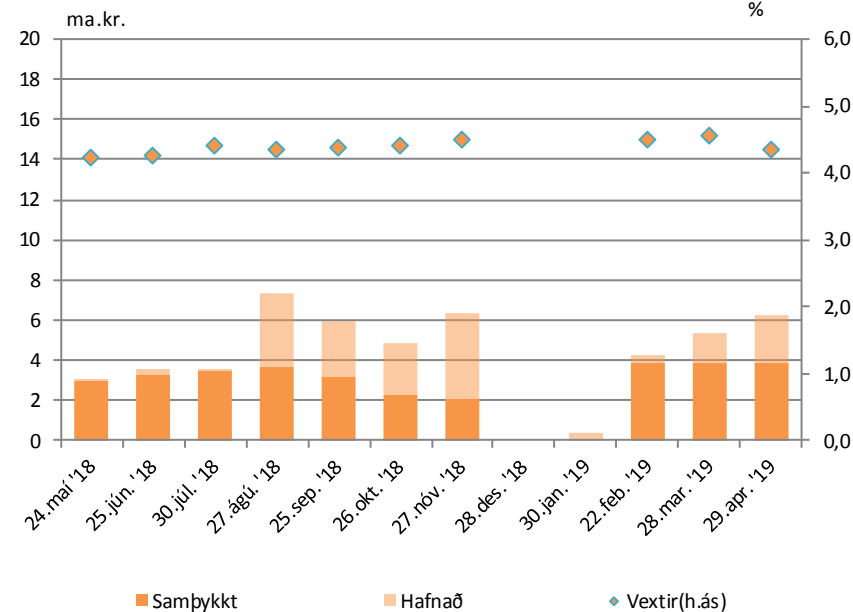


Útboð ríkisvixla

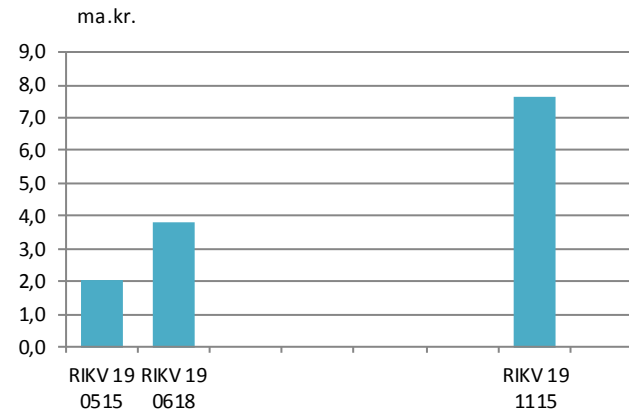
Dags.	Flokkur	Samþykkt	Vextir
29.04.19	RIKV 19 11/15	3,8	4,35
28.03.19	RIKV 19 11/15	3,8	4,56
22.02.19	RIKV 19 0618	3,8	4,50
30.01.19	RIKV 19 0515	0,0	-
28.12.19		<i>hætt við</i>	
27.11.18	RIKV 19 0515	2,0	4,50

Heimild: Lánamál ríkisins

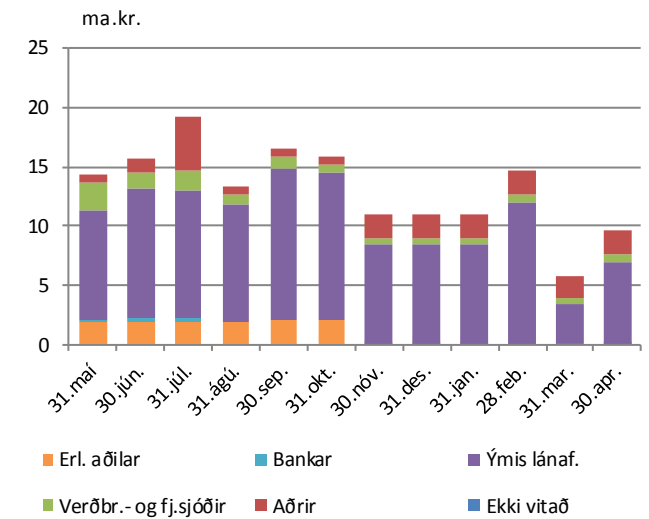
Niðurstaða útboða



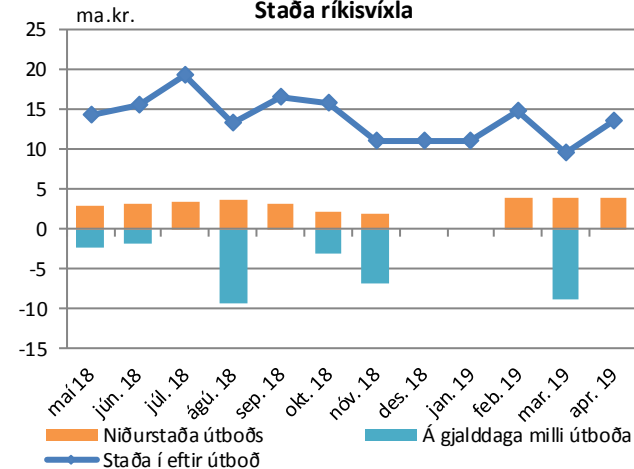
Útistandandi ríkisvixlar



Eigendaskipting



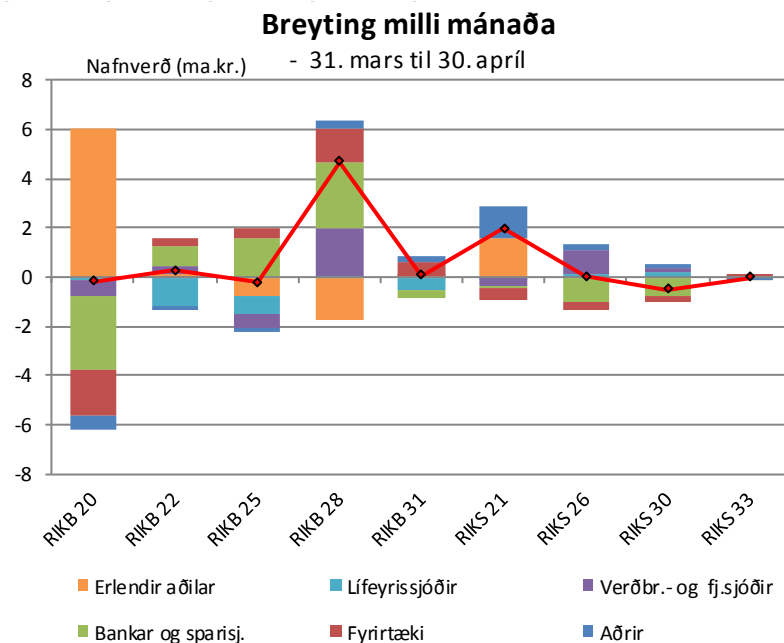
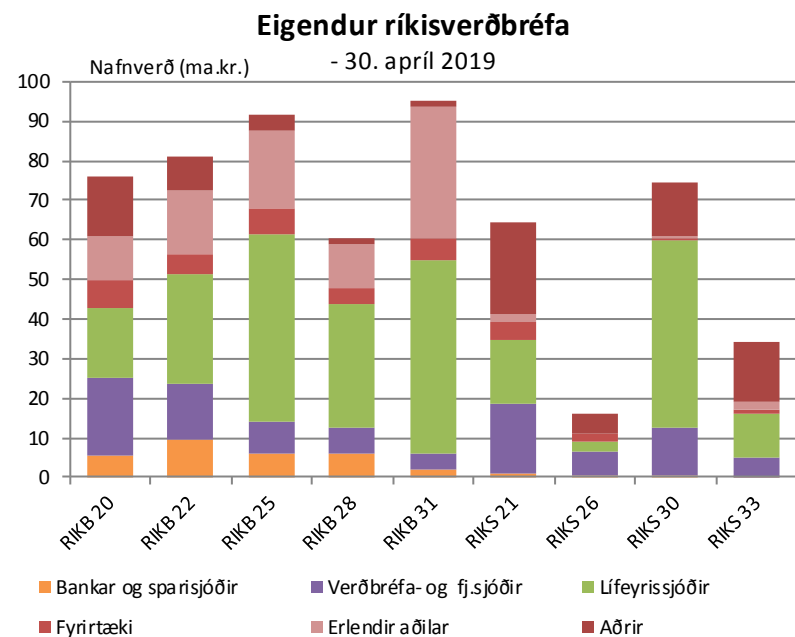
Staða ríkisvixla



Eigendaskipti ríkisbréfa

	Eigendaskipting (ma.kr.)									
	RIKB 20	RIKB 22	RIKB 25	RIKB 28	RIKB 31	RIKS 21	RIKS 26	RIKS 30	RIKS 33	Alls
Bankar og sparissjóðir	5,5	9,3	5,9	5,9	1,9	1,1	0,5	0,3	0,1	30,4
Verðbréfa- og fj.sjóðir	19,9	14,2	8,2	6,8	3,9	17,5	6,0	12,4	4,9	93,9
Lífeyrissjóðir	17,2	27,5	47,1	31,2	49,1	16,1	2,4	46,9	11,0	248,5
Fyrirtæki	7,4	5,2	6,8	4,0	5,4	4,3	2,3	1,0	1,1	37,5
Aðrir	15,3	8,9	3,7	1,3	1,3	23,4	4,8	14,0	15,1	87,9
Erlendir aðilar	10,8	16,0	19,8	11,1	33,4	1,9	0,0	0,0	2,0	95,1
Nafnverð alls (ma.kr.)	76,2	81,3	91,5	60,3	94,9	64,4	16,0	74,7	34,2	593,3

Heimild: Lánamál ríkisins

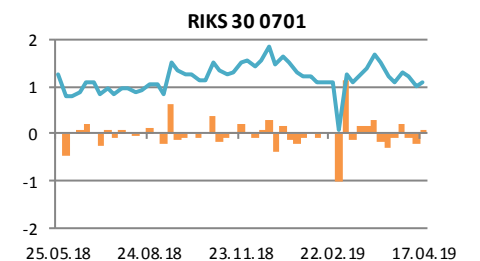
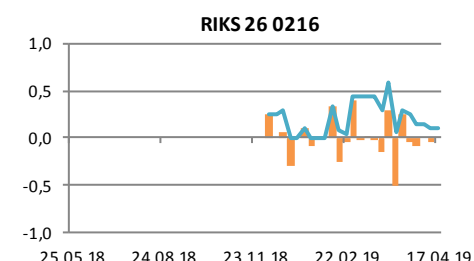
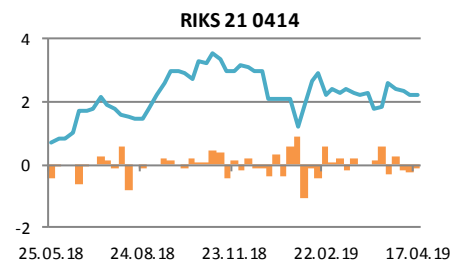
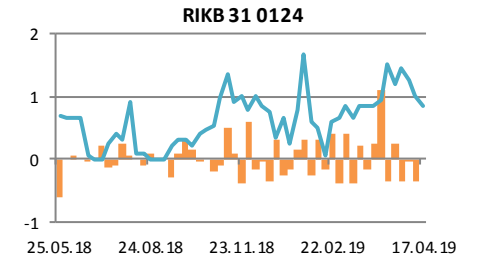
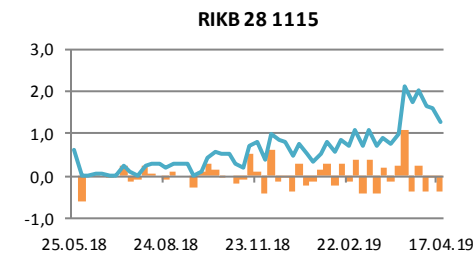
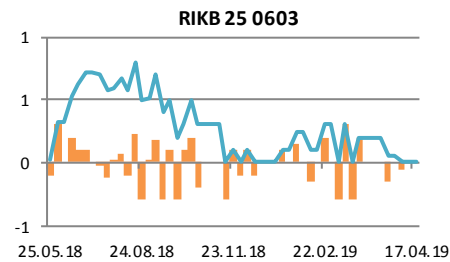
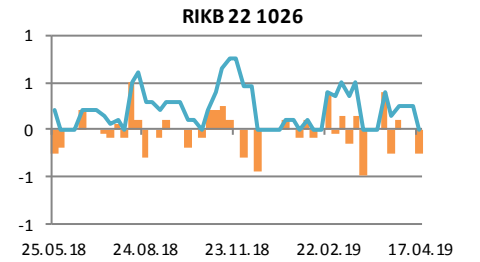
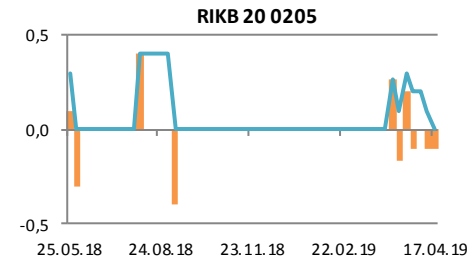
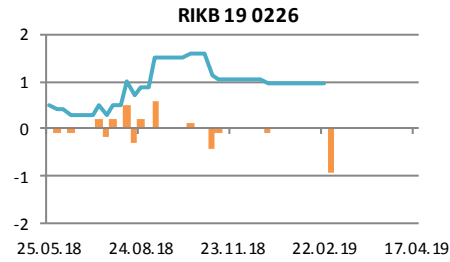
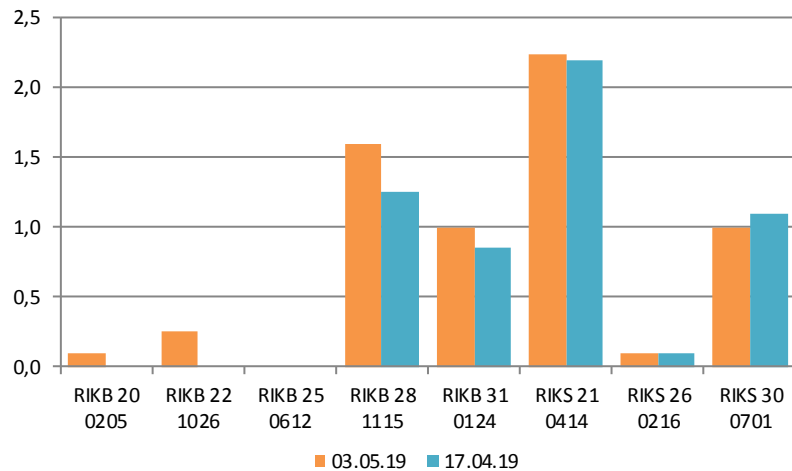


Verðbréfalán

Flokkur	Nafnverð (m.kr.)	Breyting síðan				
		1V	4V	12V	26V	52V
RIKB 20 0205	0	-100	-300	0	0	-300
RIKB 22 1026	0	-250	-150	-350	-750	-200
RIKB 25 0612	0	0	-50	-300	-100	-25
RIKB 28 1115	1.250	-350	-500	150	450	650
RIKB 31 0124	850	-150	-350	200	-150	150
RIKS 21 0414	2.191	-50	-389	-197	-789	1.491
RIKS 26 0216	100	0	-150			
RIKS 30 0701	1.100	100	0	1.000	-400	-150

Heimild: Lánamál Ríkisins

Breyting milli vikna



Innihald og form skjals þessa er unnið af starfsmönnum Hagfræðideildar Landsbankans hf. (hagfraedideild@landsbankinn.is) og byggist á aðgengilegum opinberum upplýsingum á þeim tíma sem greiningin var unnin. Mat á þeim upplýsingum endurspeglar skoðanir starfsmanna Hagfræðideildar Landsbankans á þeim degi þegar greiningin er dagsett, en þær geta breyst án fyrirvara.

Landsbankinn hf. og starfsfólk hans taka ekki ábyrgð á viðskiptum sem byggð eru á þeim upplýsingum og skoðunum sem hér eru settar fram.

Bent skal á að Landsbankinn hf. getur á hverjum tíma haft beinna eða óbeinna hagsmuna að gæta, ýmist sjálfur, dótturfélög hans eða fyrir hönd viðskiptamanna, s.s. sem fjárfestir, lánardrottinn eða þjónustuaðili. Greiningar eru engu að síður unnar sjálfstætt af Hagfræðideild Landsbankans og innan Landsbankans eru í gildi reglur um aðskilnað starfssviða sem eru aðgengilegar á vef bankans.

