



---

**Vikubyrjun**  
**Innlendar markaðsupplýsingar**  
**15. apríl 2019**

---

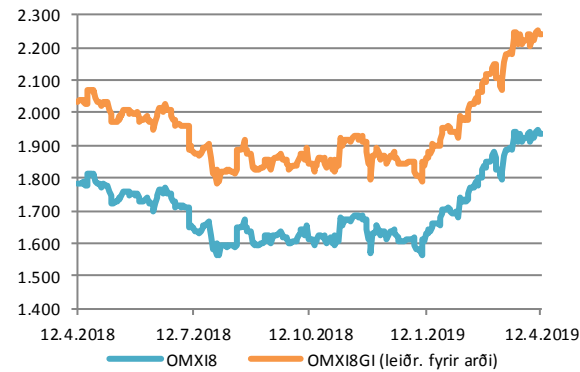
---

# Hlutabréf

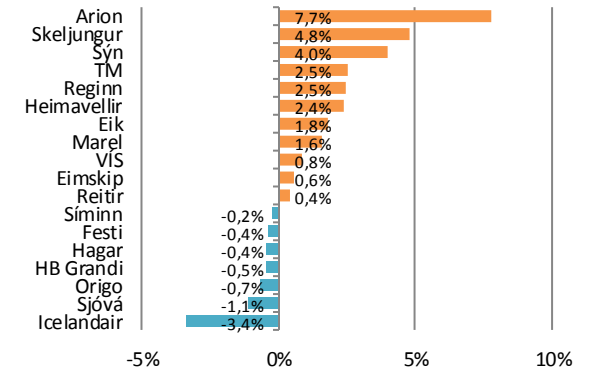
Félag	Verð	Velta (m.kr.)	Breyting síðan ...				
			áramót	1V	1M	3M	12M
OMX18	1933,6	19.153	19,8%	0,7%	7,9%	18,8%	8,5%
OMX18GI	2240,1		21,3%	0,8%	8,3%	20,3%	10,0%
Marel	520,0	973	42,7%	1,6%	8,3%	36,1%	39,8%
Icelandair	9,7	475	0,8%	-3,4%	36,1%	-0,4%	-32,9%
Eimskip	173,5	202	-22,4%	0,6%	-4,3%	-16,9%	-22,9%
HB Grandi	30,4	178	-7,0%	-0,5%	1,1%	-4,3%	7,3%
Hagar	44,6	1.588	-4,4%	-0,4%	4,8%	2,4%	3,2%
Festi	117,0	347	1,3%	-0,4%	9,9%	2,6%	-4,1%
Skeljungur	7,9	1.426	10,3%	4,8%	13,3%	10,8%	21,3%
Sýn	32,1	404	-23,2%	4,0%	-7,5%	-21,7%	-54,8%
Síminn	4,0	1.655	8,6%	-0,2%	7,2%	12,3%	-6,9%
Origo	21,0	63	-8,6%	-0,7%	1,2%	-4,0%	-1,6%
Arion	76,5	9.165	15,8%	7,7%	10,8%	12,7%	
Sjóvá	17,7	453	31,5%	-1,1%	10,8%	38,0%	4,4%
VÍS	12,4	421	34,1%	0,8%	10,3%	40,6%	1,9%
TM	32,4	366	28,5%	2,5%	12,9%	29,8%	-6,5%
Reginn	20,7	416	-1,9%	2,5%	-2,6%	0,7%	-17,4%
Reitir	76,4	738	4,1%	0,4%	3,5%	8,8%	-14,0%
Eik	8,4	283	4,5%	1,8%	1,1%	6,8%	-13,1%
Heimavellir	1,3	21	13,3%	2,4%	0,8%	14,3%	

Leiðrétt fyrir arðgreiðslum. Heimild: Kodiak, útreikningar Hagfræðideildar

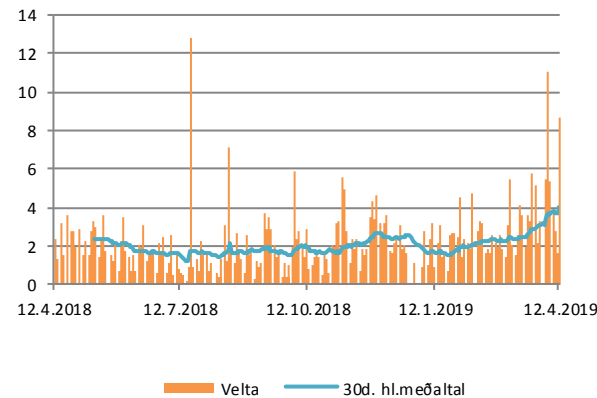
## Úrvalsvísitalan



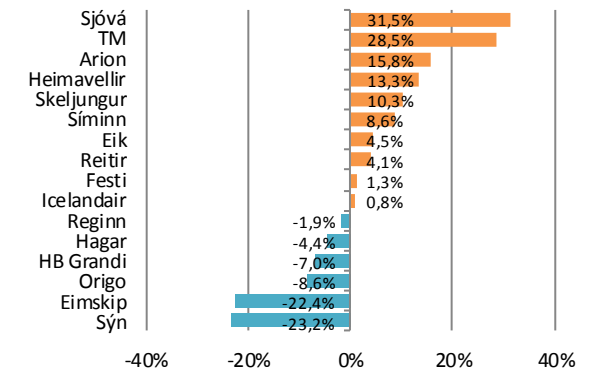
## Breyting í vikunni



## Velta



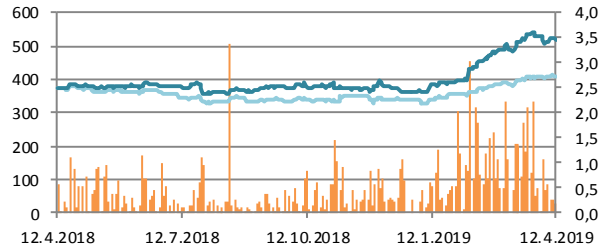
## Frá áramótum



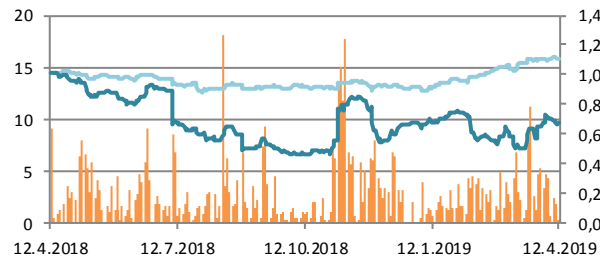
# Hlutabréf

— Velta (h.ás, ma.kr./dag)  
— Verð  
— OMXIB

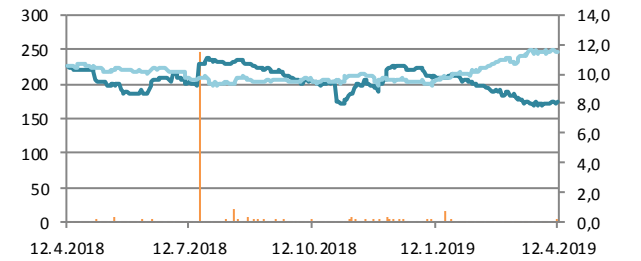
### Marel



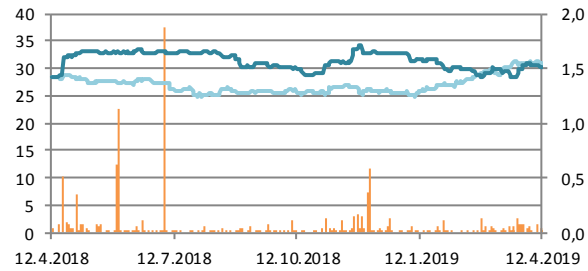
### Icelandair



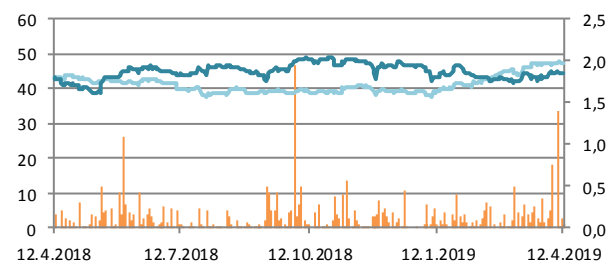
### Eimskip



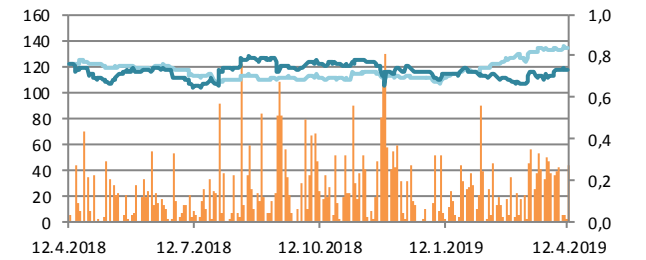
### HB Grandi



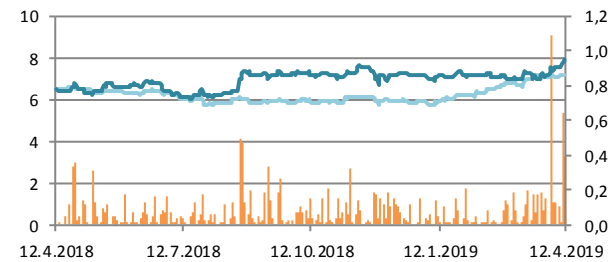
### Hagar



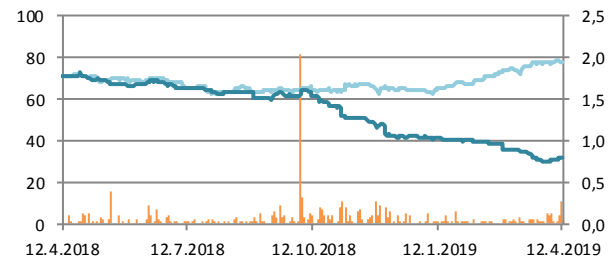
### Festi



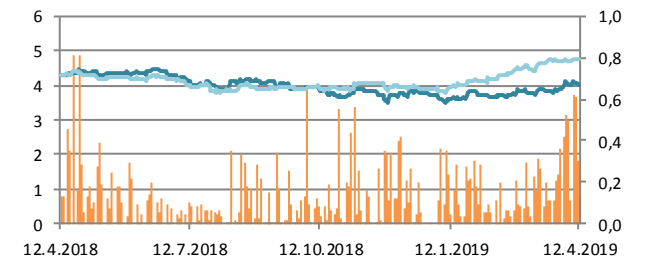
### Skeljungur



### Sýn



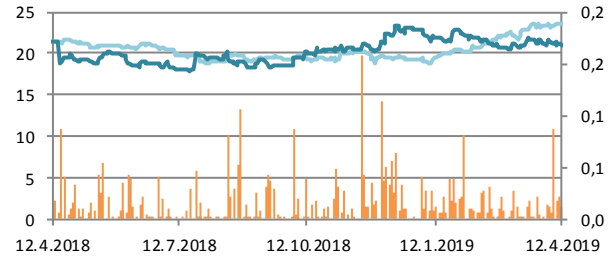
### Síminn



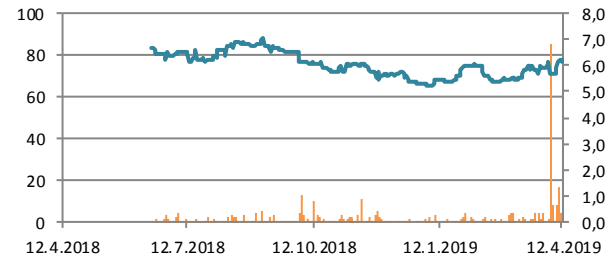
# Hlutabréf

— Velta (h.ás, ma.kr./dag)  
— Verð  
— OMXIB

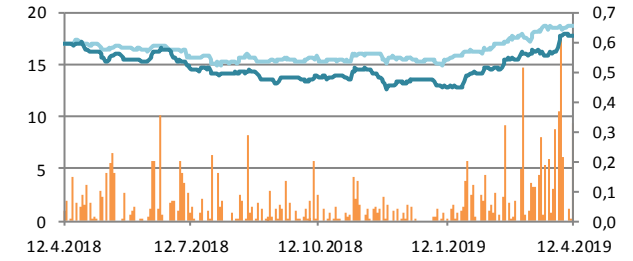
### Origo



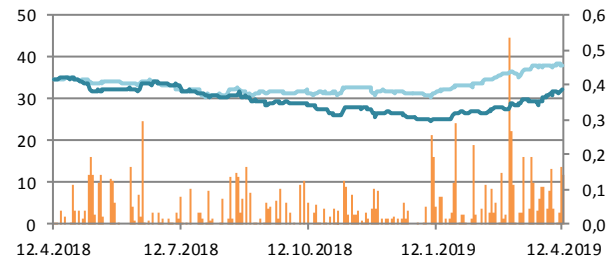
### Arion



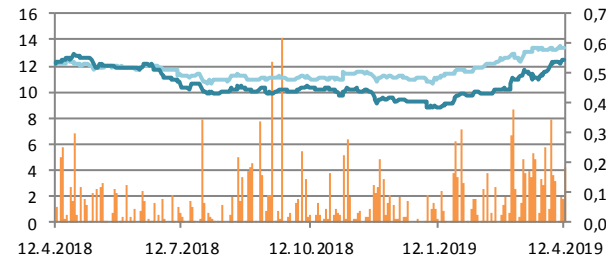
### Sjóvá



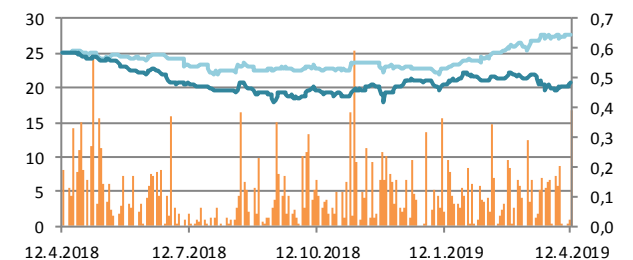
### TM



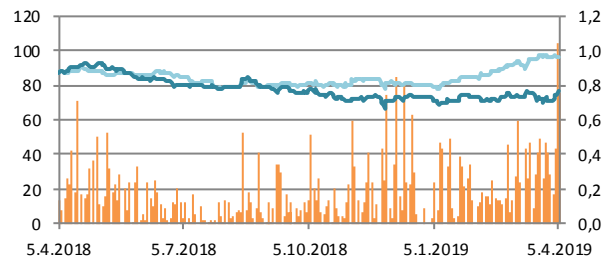
### VÍS



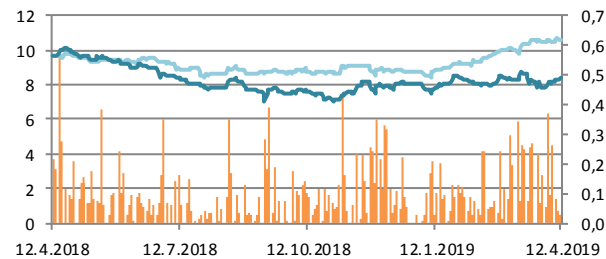
### Reginn



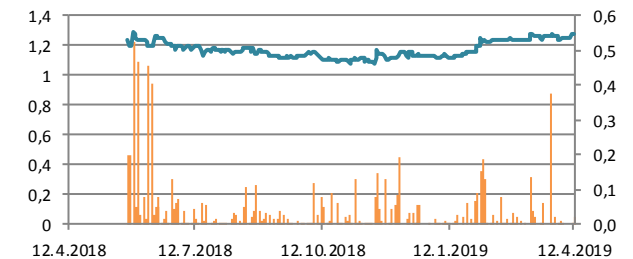
### Reitir



### Eik

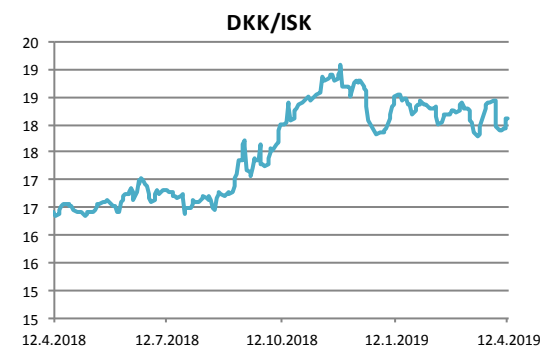
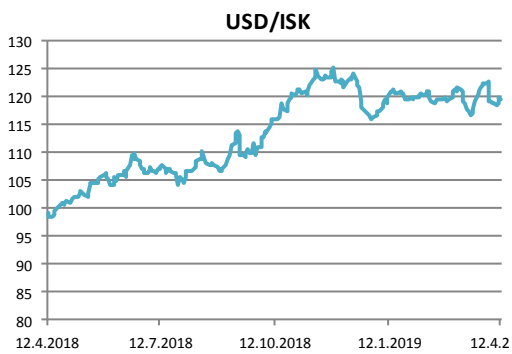


### Heimavellir

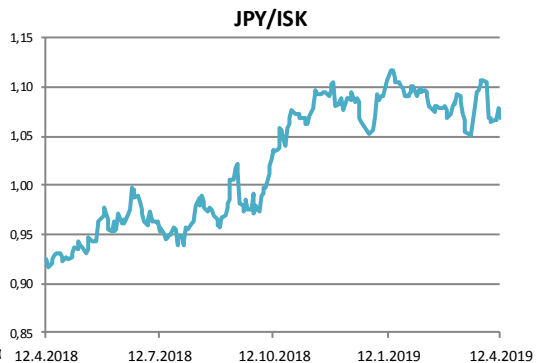
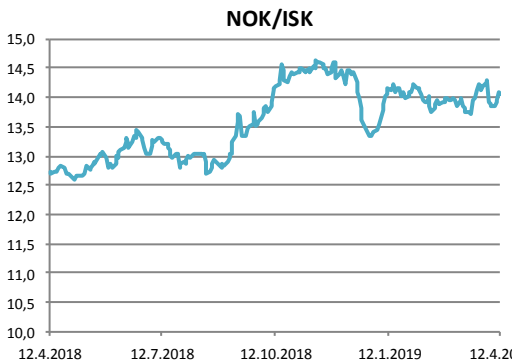
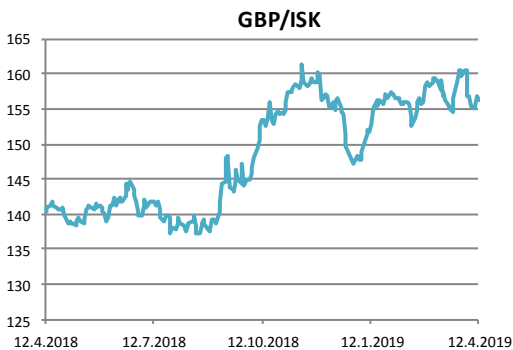
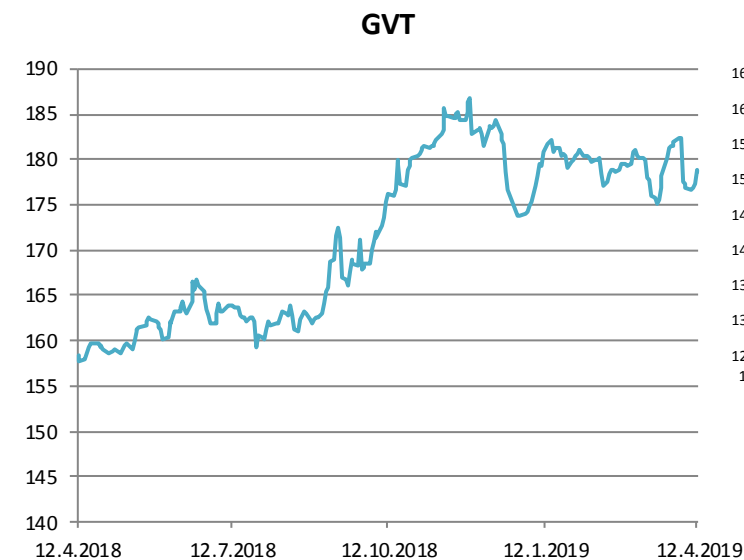


# Gjaldeyrismarkaðurinn

Gengi ISK	12.apr	Breyting síðan ...				
		áramót	1V	1M	3M	12M
GVT	<b>178,5</b>	2,6%	1,0%	-0,8%	-1,2%	12,8%
EUR	<b>135,2</b>	1,5%	1,2%	-0,7%	-2,1%	10,6%
USD	<b>119,6</b>	2,8%	0,5%	-1,1%	-0,2%	20,7%
GBP	<b>156,4</b>	5,4%	0,5%	-1,7%	2,2%	11,3%
SEK	<b>12,9</b>	-0,9%	0,7%	0,1%	-4,4%	9,6%
DKK	<b>18,1</b>	1,5%	1,2%	-0,8%	-2,1%	10,3%
NOK	<b>14,1</b>	5,0%	1,7%	0,6%	-0,8%	10,4%
JPY	<b>1,07</b>	1,0%	0,3%	-1,6%	-3,5%	15,5%



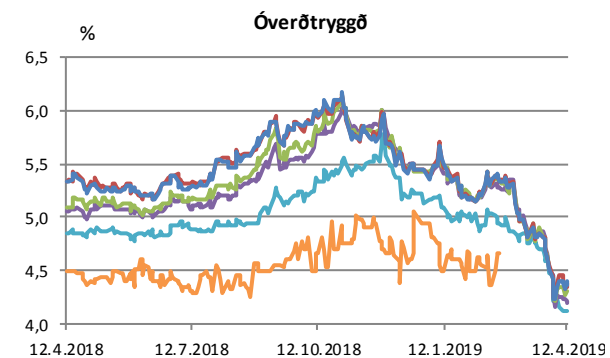
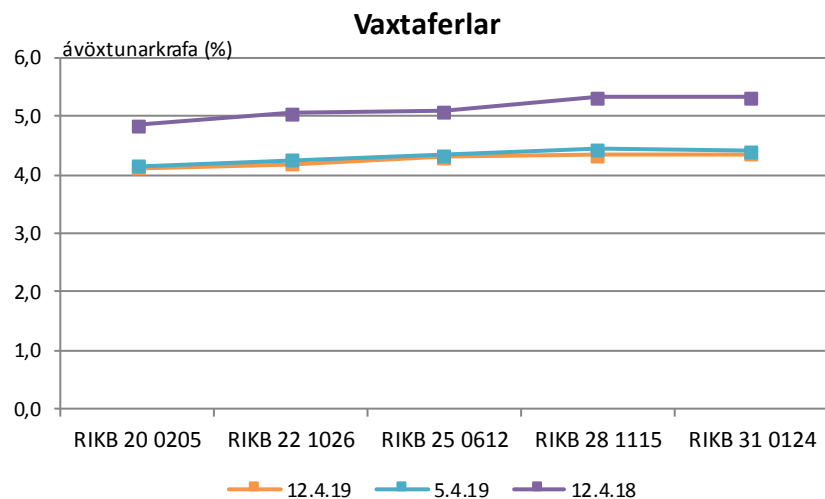
Miðgengi Seðlabanka Íslands. Heimild: Kodiak



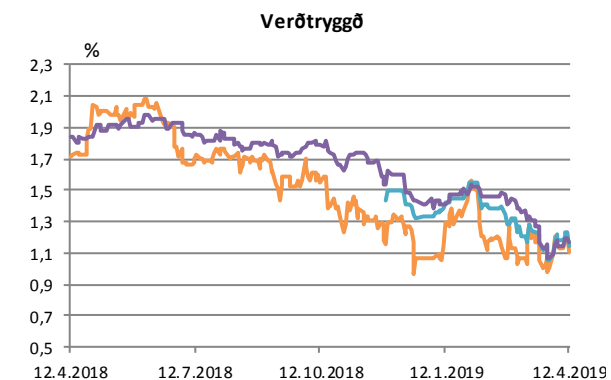
# Ríkisbréf

	verð	krafa	velta (ma.kr./viku)	Breyting síðan ...				
				árm.	1V	1M	3M	12M
RIKB 20 0205	101,64	4,12	1,8	-1,01	-0,04	-0,72	-0,97	-0,73
RIKB 22 1026	109,82	4,19	0,8	-1,25	-0,06	-0,75	-1,22	-0,86
RIKB 25 0612	119,57	4,31	2,0	-1,12	-0,04	-0,59	-1,16	-0,78
RIKB 28 1115	105,08	4,34	3,0	-1,11	-0,11	-0,57	-1,13	-0,99
RIKB 31 0124	119,41	4,36	2,2	-1,09	-0,05	-0,55	-1,14	-0,98
RIKS 21 0414	105,29	1,11	2,8	0,04	-0,03	0,08	-0,19	-0,61
RIKS 26 0216	102,33	1,14	1,0	-0,19	-0,04	-0,02	-0,27	
RIKS 30 0701	121,73	1,17	0,6	-0,24	0,02	-0,14	-0,24	-0,67

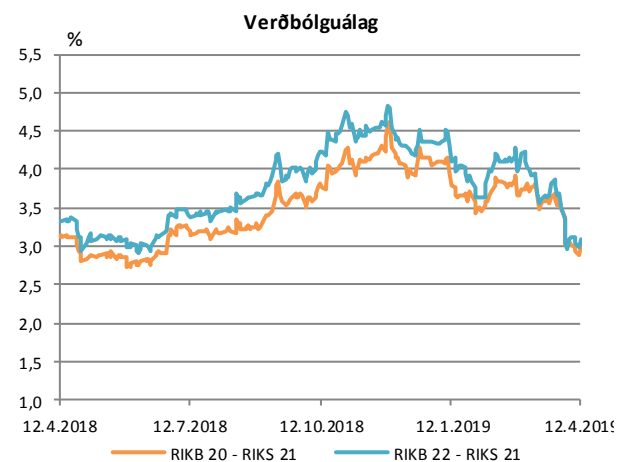
Heimild: Kodiak



RIKB 19 0226 RIKB 20 0205 RIKB 22 1026  
 RIKB 25 0612 RIKB 28 1115 RIKB 31 0124



RIKS 21 0414 RIKS 26 0216 RIKS 30 0701



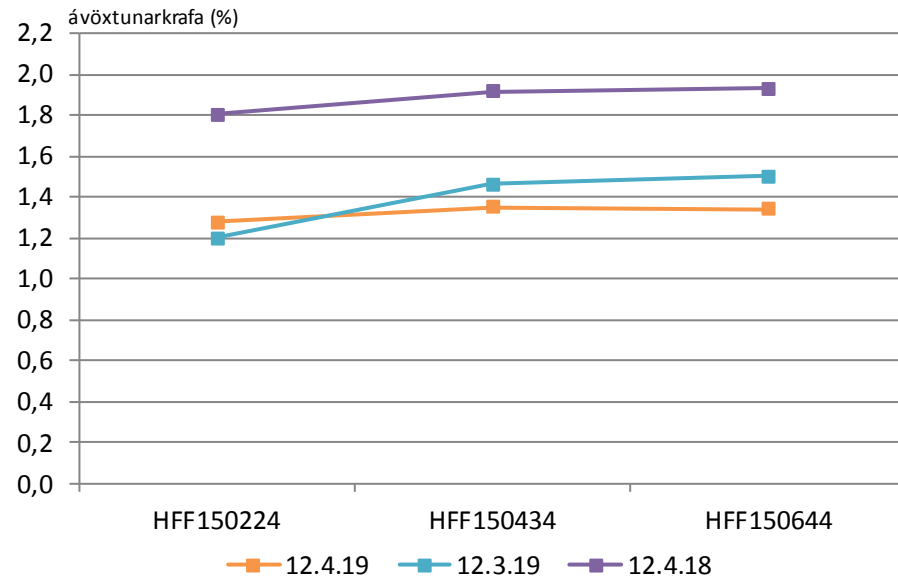
RIKB 20 - RIKS 21 RIKB 22 - RIKS 21

# Íbúðabréf

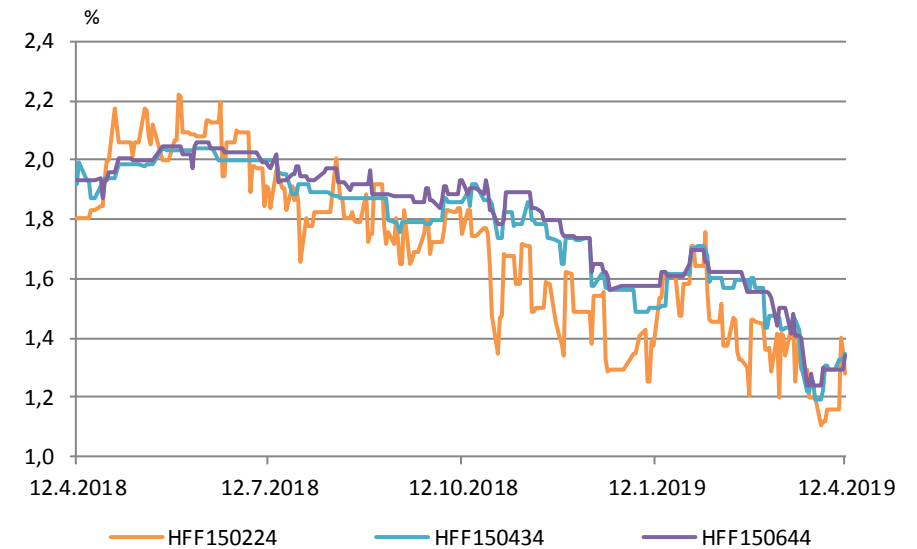
	verð	krafa	velta (ma.kr./viku)	Breyting síðan ...				
				árm.	1V	1M	3M	12M
HFF150224	106,41	1,28	1,1	-0,02	0,12	0,08	-0,09	-0,53
HFF150434	118,85	1,35	0,2	-0,21	0,06	-0,11	-0,15	-0,57
HFF150644	131,32	1,34	0,1	-0,23	0,05	-0,16	-0,23	-0,59

Heimild: Kodiak

## Vaxtaferlar



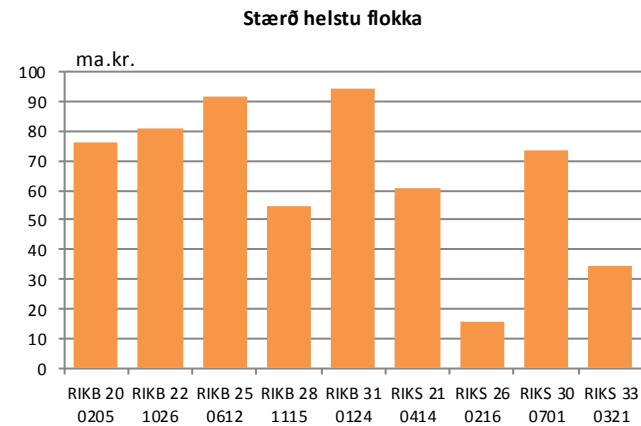
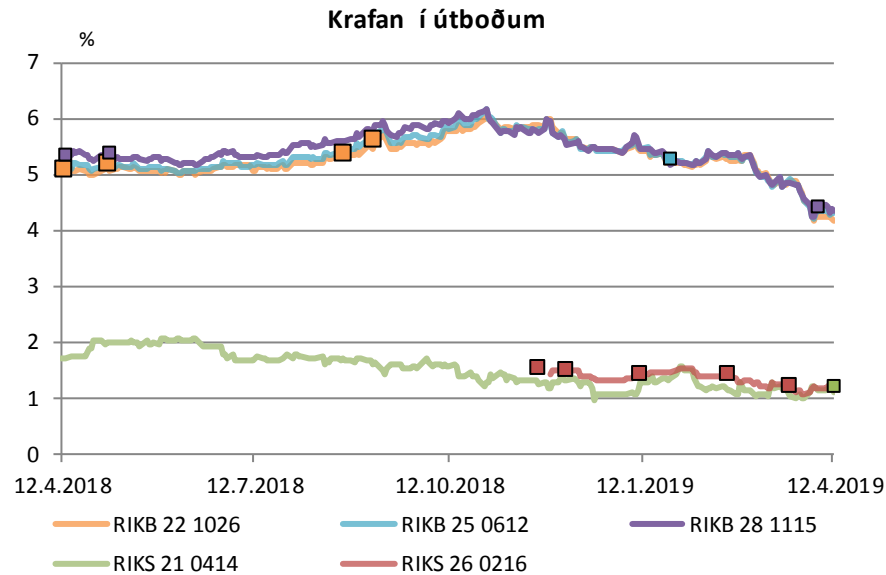
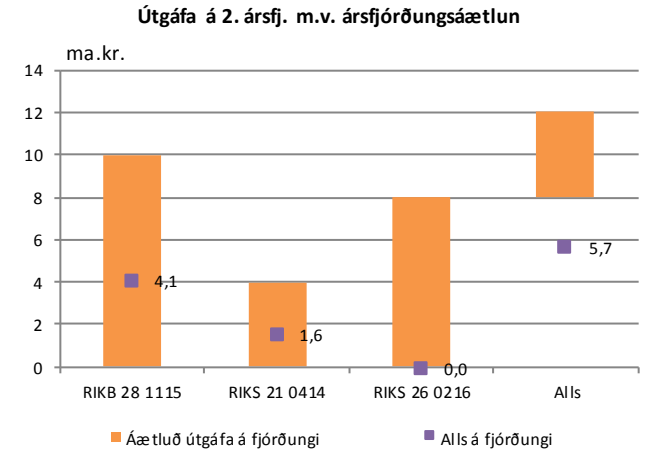
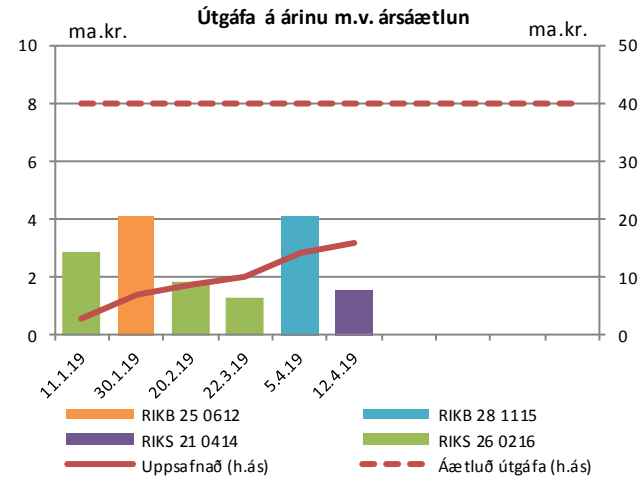
## Þróun á kröfu



# Útboð ríkisbréfa

Seinustu útboð		Tilboð	Samþykkt	Verð	Krafa
Dags	Flokkur				
12.4.19	RIKS 21 0414	12,8	1,5	105,05	1,22
5.4.19	RIKB 28 1115	4,1	3,9	104,40	4,42
22.3.19	RIKS 26 0216	4,4	1,3	101,90	1,21
21.2.19	RIKS 26 0216	2,6	1,9	100,59	1,41
25.1.19	RIKB 25 0612	7,3	3,6	114,37	5,27
11.1.19	RIKS 26 0216	3,2	2,8	100,56	1,42

Að nafnvirði (ma.kr.) Heimild: Lánamál Ríkisins



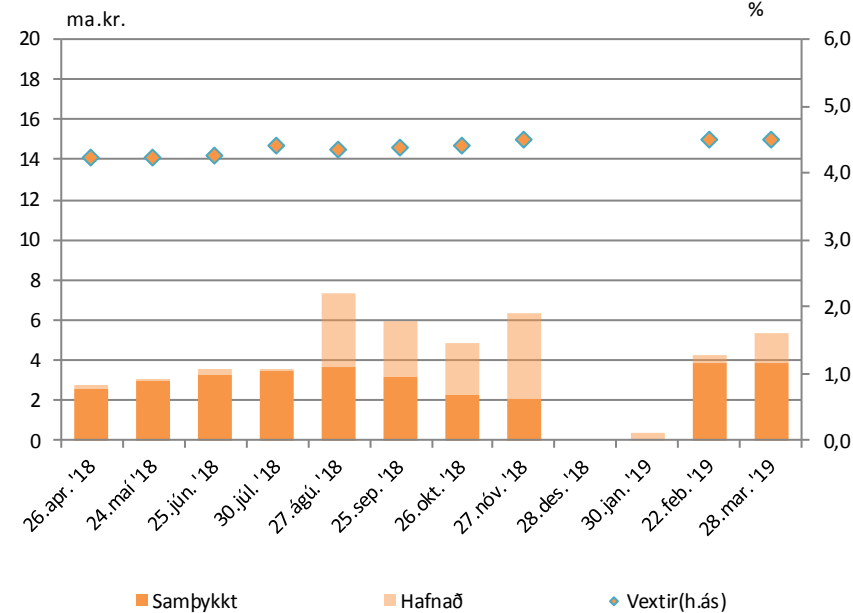


# Útboð ríkisvígla

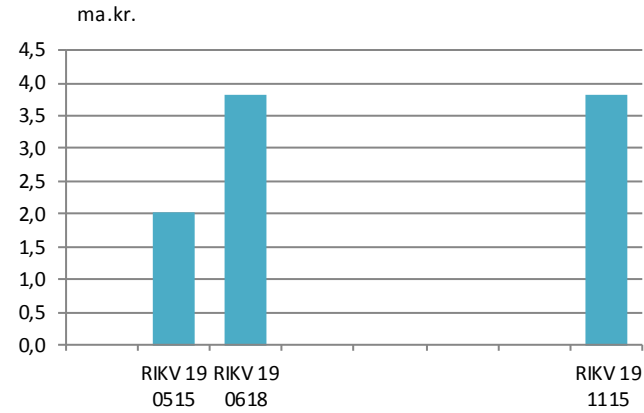
Dags.	Flokkur	Samþykkt	Vextir
28.03.19	RIKV 19 11/15	3,8	4,56
22.02.19	RIKV 19 0618	3,8	4,50
30.01.19	RIKV 19 0515	0,0	-
28.12.19		<i>hætt við</i>	
27.11.18	RIKV 19 0515	2,0	4,50
26.10.18	RIKV 19 0315	2,2	4,43

Heimild: Lánamál ríkisins

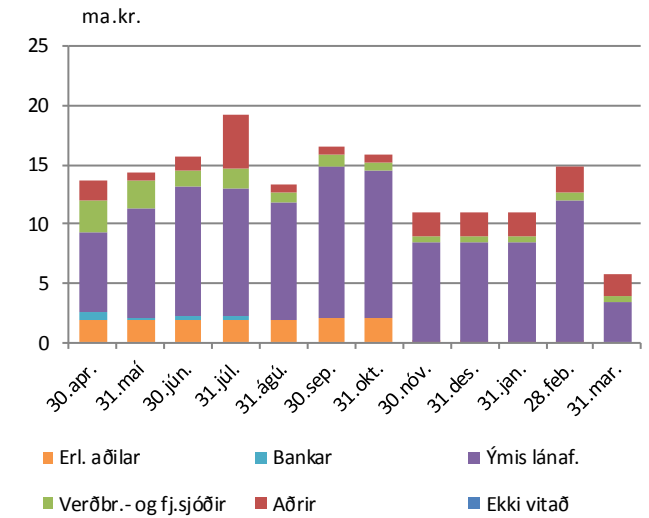
## Niðurstaða útboða



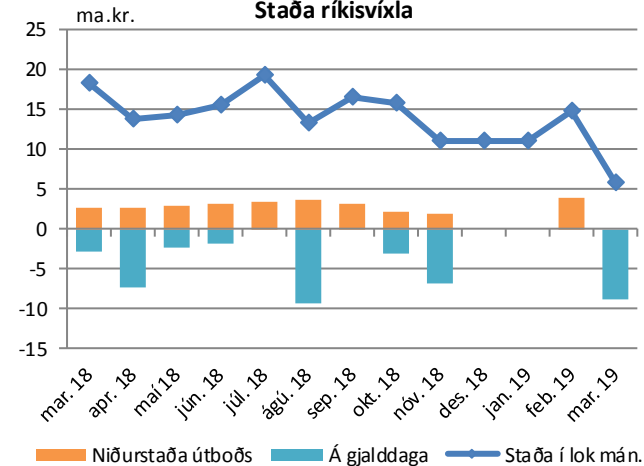
## Útistandandi ríkisvíglar



## Eigendaskipting



## Staða ríkisvígla

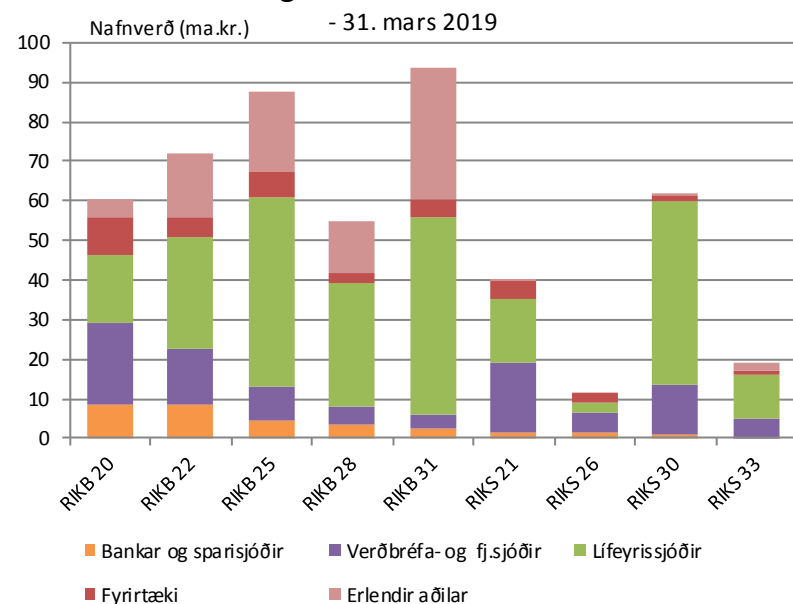


# Eigendaskipti ríkisbréfa

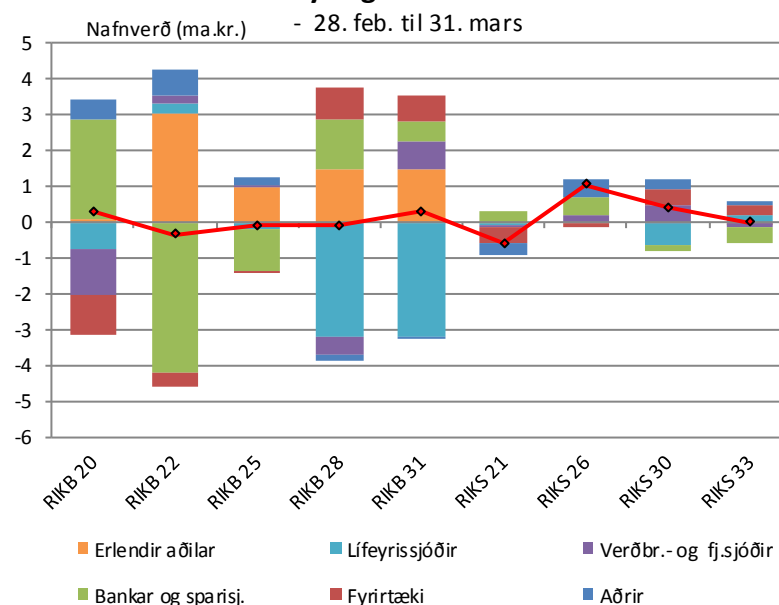
	Eigendaskipting (ma.kr.)									
	RIKB 20	RIKB 22	RIKB 25	RIKB 28	RIKB 31	RIKS 21	RIKS 26	RIKS 30	RIKS 33	Alls
Bankar og sparisjóðir	8,4	8,5	4,3	3,2	2,3	1,2	1,5	1,1	0,1	30,7
Verðbréfa- og fj.sjóðir	20,6	13,9	8,7	4,9	3,8	17,8	5,0	12,3	4,9	91,9
Lífeyrissjóðir	17,3	28,7	47,8	31,1	49,6	16,2	2,2	46,7	10,9	250,6
Fyrirtæki	9,3	4,9	6,4	2,6	4,8	4,7	2,5	1,2	1,1	37,4
Aðrir	16,0	9,1	3,9	0,9	1,1	22,1	4,6	13,9	15,1	86,7
Erlendir aðilar	4,8	15,9	20,6	12,9	33,4	0,4	0,0	0,0	2,0	89,9
Nafnverð alls (ma.kr)	76,3	81,0	91,7	55,6	94,9	62,4	15,9	75,2	34,2	587,2

Heimild: Lánamál ríkisins

## Eigendur ríkisverðbréfa



## Breyting milli mánaða

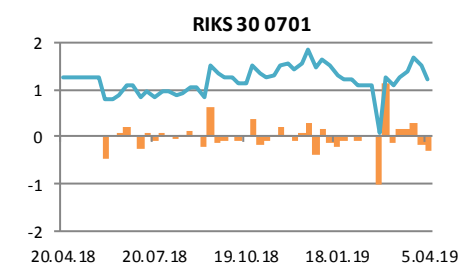
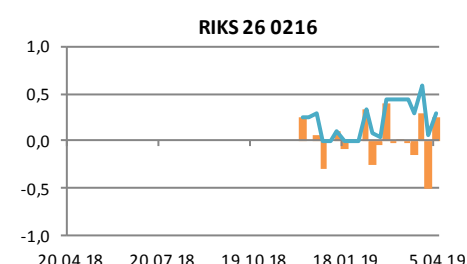
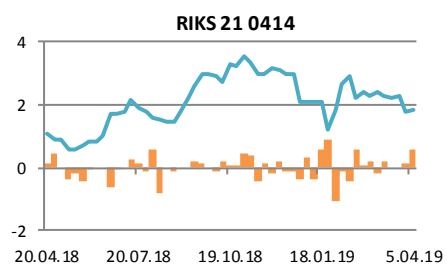
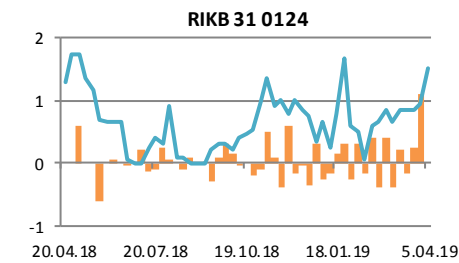
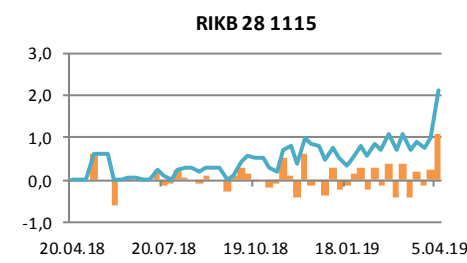
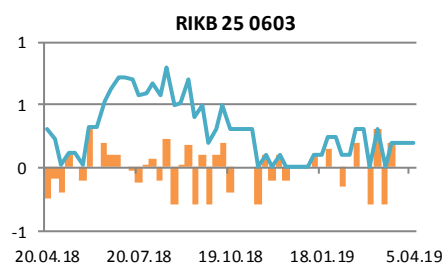
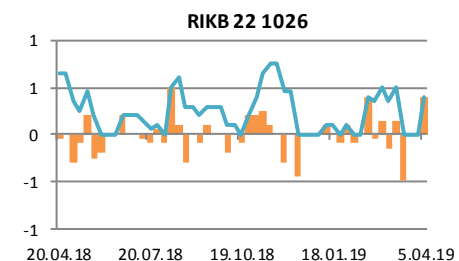
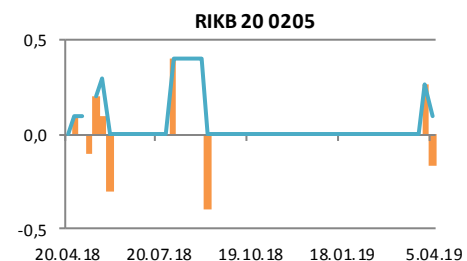
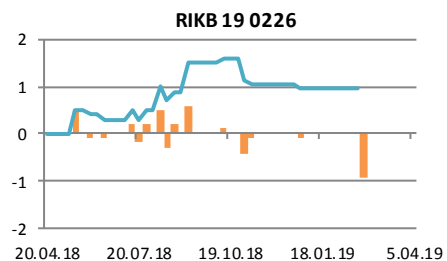
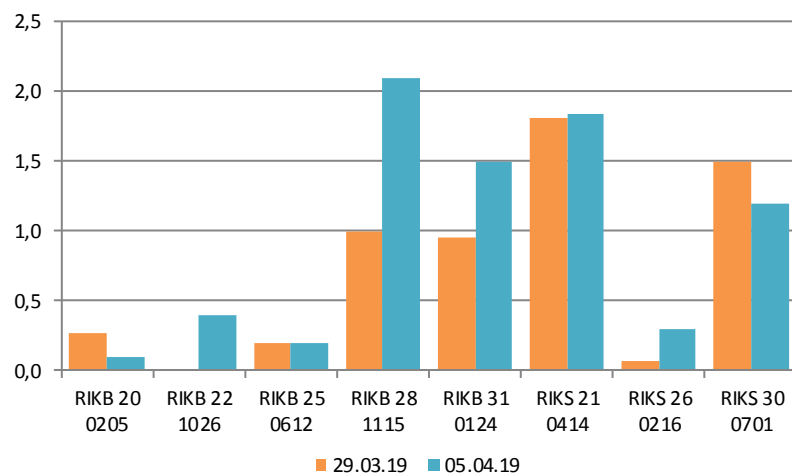


# Verðbréfalán

Flokkur	Nafnverð (m.kr.)	Breyting síðan				
		1V	4V	12V	26V	52V
RIKB 20 0205	100	-165	100	100	100	100
RIKB 22 1026	400	400	-100	400	400	-250
RIKB 25 0612	200	0	200	-50	-100	-107
RIKB 28 1115	2.100	1.100	1.400	1.600	1.600	2.100
RIKB 31 0124	1.500	550	650	-185	1.040	200
RIKS 21 0414	1.840	35	-448	640	-1.470	760
RIKS 26 0216	300	240	-135			
RIKS 30 0701	1.200	-300	-50	0	50	-50

Heimild: Lánamál Ríkisins

## Breyting milli vikna



Innihald og form skjals þessa er unnið af starfsmönnum Hagfræðideildar Landsbankans hf. (hagfraedideild@landsbankinn.is) og byggist á aðgengilegum opinberum upplýsingum á þeim tíma sem greiningin var unnin. Mat á þeim upplýsingum endurspeglar skoðanir starfsmanna Hagfræðideildar Landsbankans á þeim degi þegar greiningin er dagsett, en þær geta breyst án fyrirvara.

Landsbankinn hf. og starfsfólk hans taka ekki ábyrgð á viðskiptum sem byggð eru á þeim upplýsingum og skoðunum sem hér eru settar fram.

Bent skal á að Landsbankinn hf. getur á hverjum tíma haft beinna eða óbeinna hagsmuna að gæta, ýmist sjálfur, dótturfélög hans eða fyrir hönd viðskiptamanna, s.s. sem fjárfestir, lánardrottinn eða þjónustuaðili. Greiningar eru engu að síður unnar sjálfstætt af Hagfræðideild Landsbankans og innan Landsbankans eru í gildi reglur um aðskilnað starfssviða sem eru aðgengilegar á vef bankans.

