



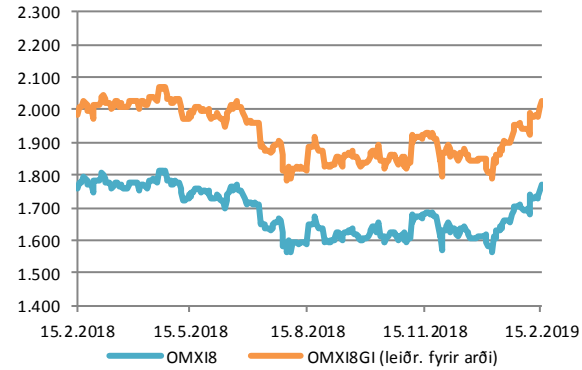
Vikubyrjun
Innlendar markaðsupplýsingar
18. febrúar 2019

Hlutabréf

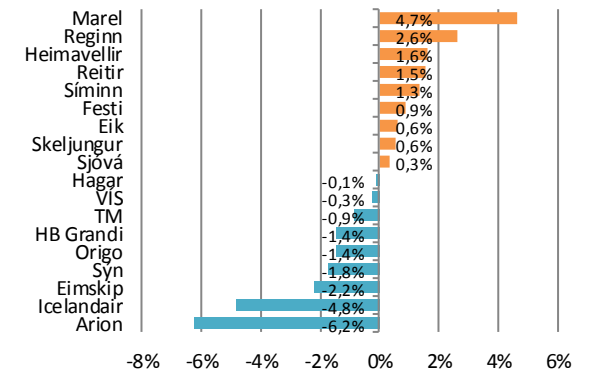
Félag	Verð	Velta (m.kr.)	Breyting síðan ...				
			áramót	1V	1M	3M	12M
OMX18	1772,8	12.314	9,9%	2,6%	8,4%	5,6%	0,9%
OMX18GI	2029,3		9,9%	2,6%	8,4%	5,6%	2,3%
Marel	459,5	6.232	24,2%	4,7%	18,6%	22,0%	28,9%
Icelandair	8,3	1.007	-13,9%	-4,8%	-15,0%	-31,8%	-47,1%
Eimskip	200,0	83	-12,3%	-2,2%	-6,1%	-1,5%	-9,1%
HB Grandi	30,7	1	-8,9%	-1,4%	-5,2%	-4,7%	-8,7%
Hagar	43,5	711	-6,8%	-0,1%	-2,4%	-10,4%	6,0%
Festi	114,0	545	-1,3%	0,9%	0,0%	-8,1%	-8,1%
Skeljungur	7,3	106	1,1%	0,6%	1,8%	-5,2%	9,4%
Sýn	39,1	83	-6,5%	-1,8%	-4,2%	-23,5%	-39,0%
Síminn	3,8	391	0,8%	1,3%	3,0%	-2,3%	-6,0%
Origo	23,9	71	-5,9%	-1,4%	-1,2%	6,0%	-4,6%
Arion	74,6	373	5,7%	-6,2%	2,7%	-6,8%	
Sjóvá	15,1	232	9,0%	0,3%	14,4%	0,7%	-9,5%
VÍS	10,9	281	7,4%	-0,3%	10,3%	-2,3%	-8,2%
TM	27,5	162	5,4%	-0,9%	5,2%	-4,5%	-12,2%
Reginn	21,6	667	2,1%	2,6%	3,1%	9,1%	-16,1%
Reitir	72,1	736	-1,8%	1,5%	1,5%	0,6%	-16,6%
Eik	8,4	632	0,8%	0,6%	1,5%	5,4%	-13,7%
Heimavellir	1,2	34	9,7%	1,6%	10,7%	13,8%	

Leiðrétt fyrir arðgreiðslum. Heimild: Kodiak, útreikningar Hagfræðideildar

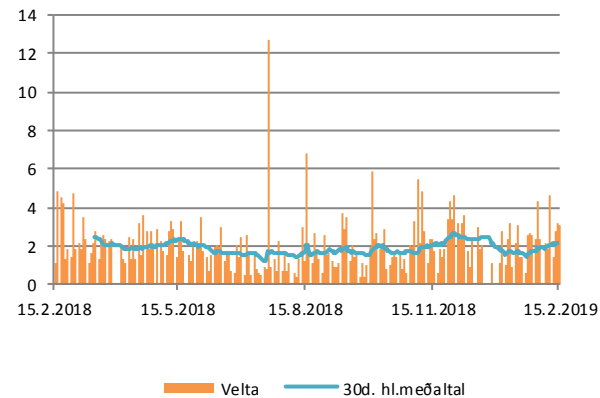
Úrvalsvísitalan



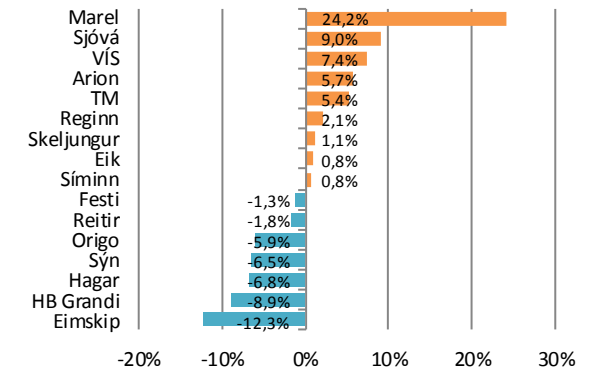
Breyting í vikunni



Velta



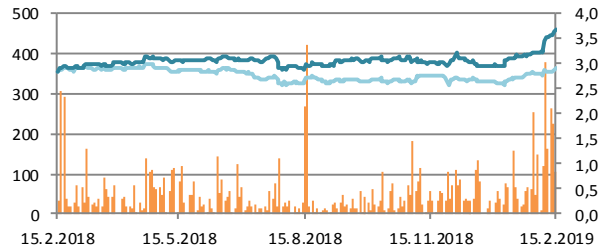
Síðan áramót



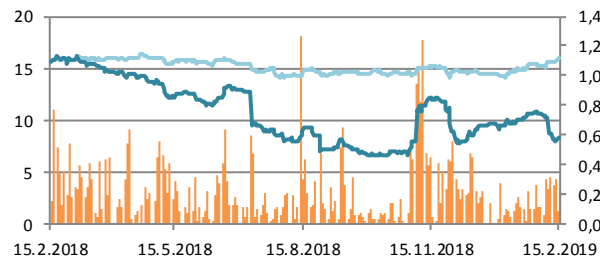
Hlutabréf

— Velta (h.ás, ma.kr./dag)
— Verð
— OMXIB

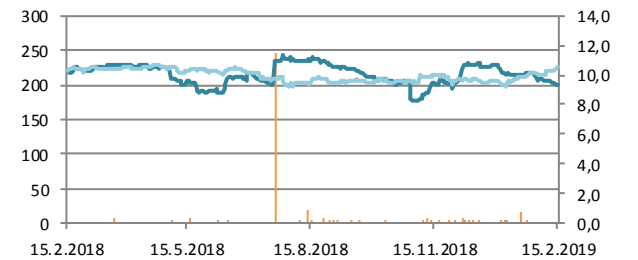
Marel



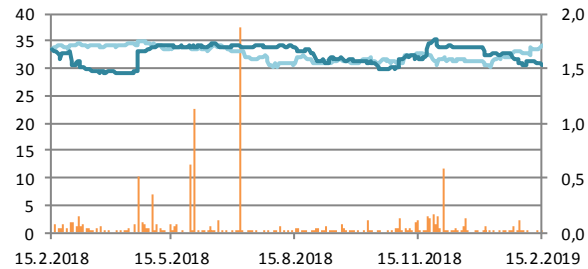
Icelandair



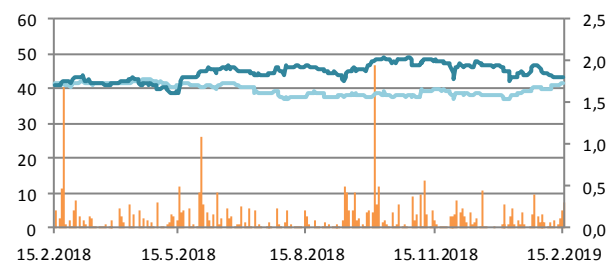
Eimskip



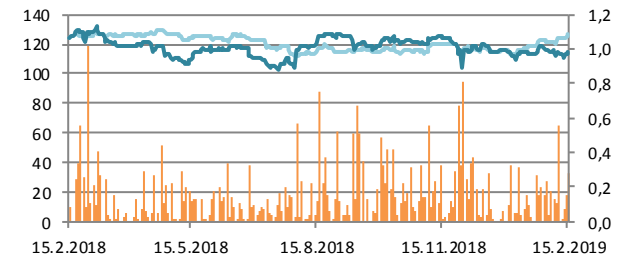
HB Grandi



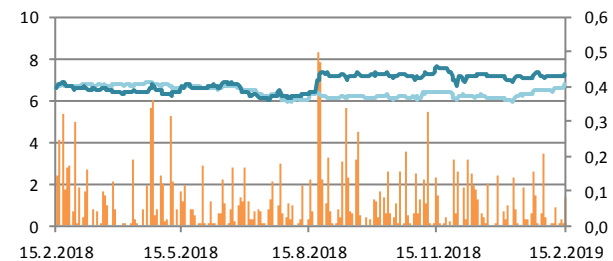
Hagar



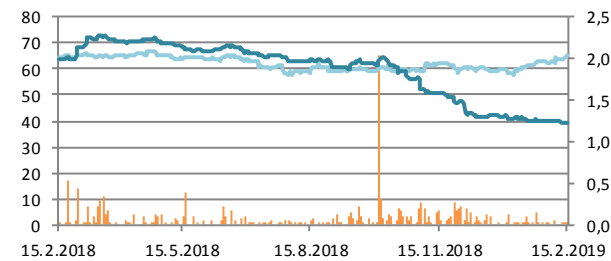
Festi



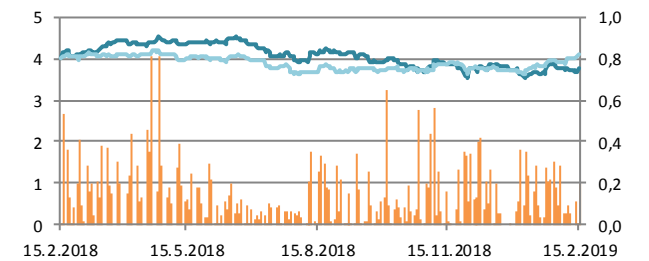
Skeljungur



Sýn



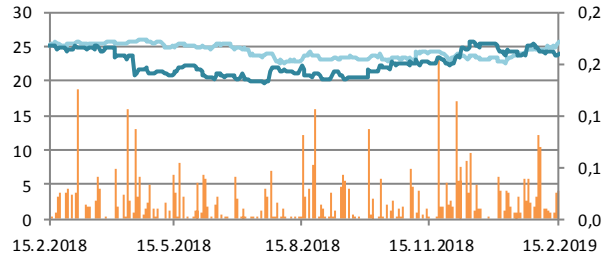
Síminn



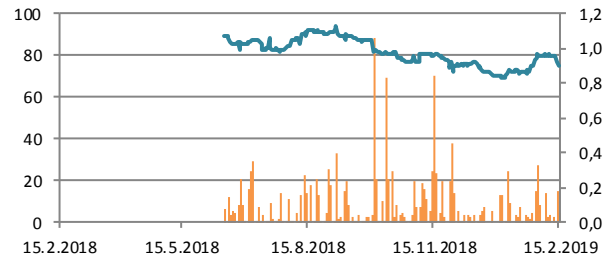
Hlutabréf

— Velta (h.ás, ma.kr./dag)
— Verð
— OMXIB

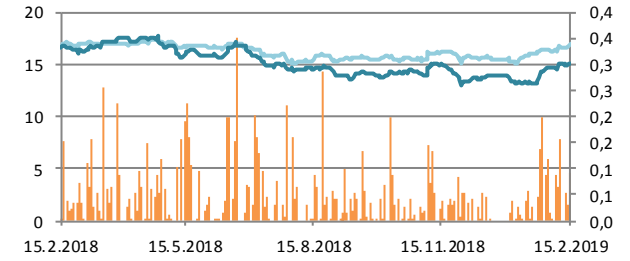
Origo



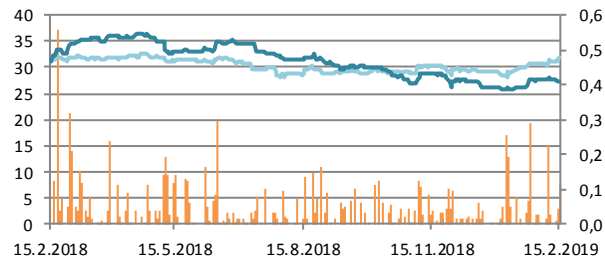
Arion



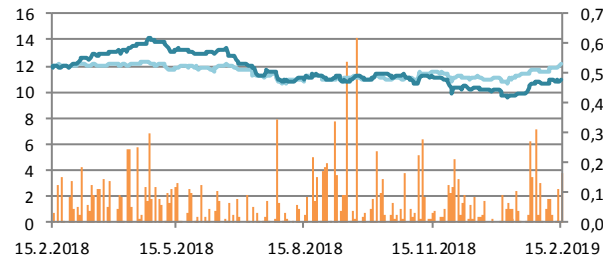
Sjóvá



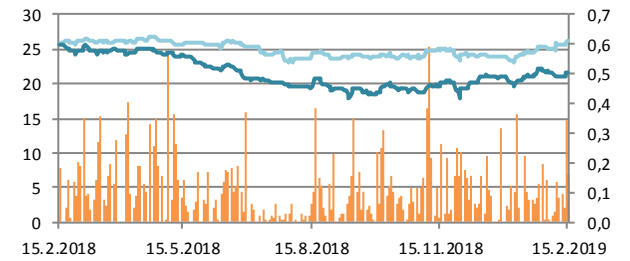
TM



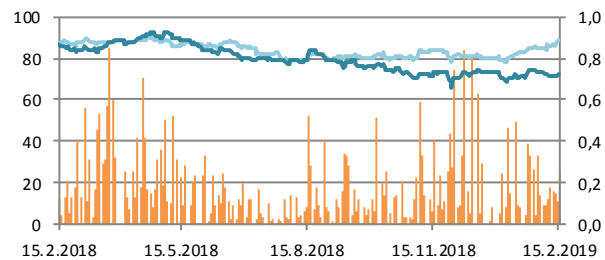
VÍS



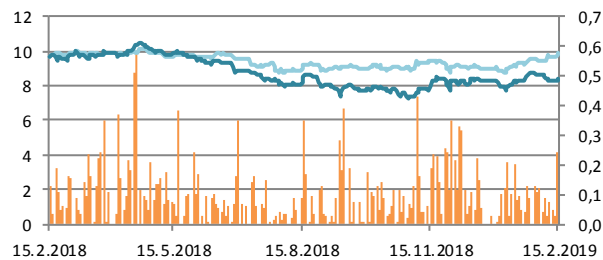
Reginn



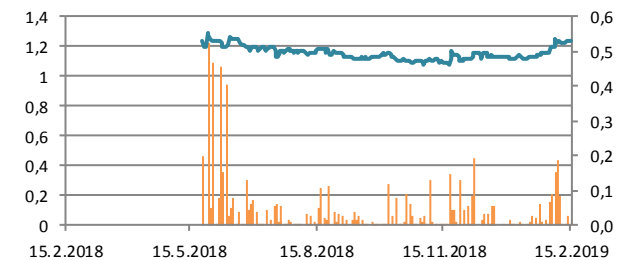
Reitir



Eik

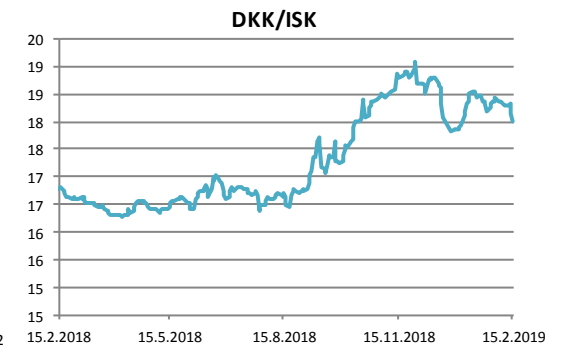
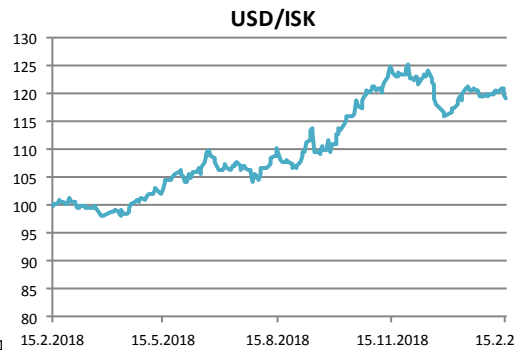


Heimavellir

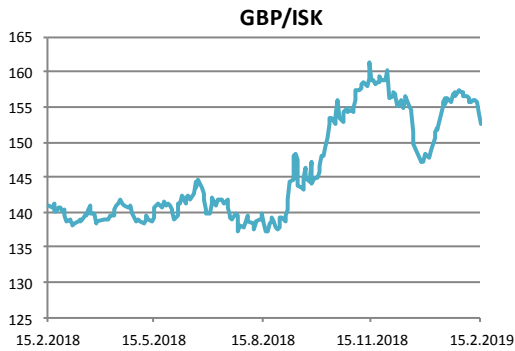
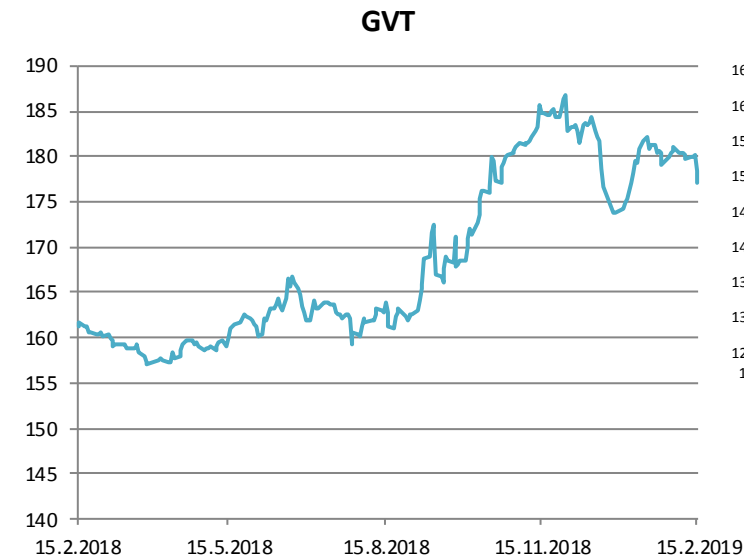


Gjaldeyrismarkaðurinn

Gengi ISK	15.feb	Breyting síðan ...				
		áramót	1V	1M	3M	12M
GVT	177,0	1,7%	-1,5%	-2,7%	-4,3%	9,7%
EUR	134,3	0,8%	-1,5%	-3,0%	-4,3%	7,4%
USD	119,1	2,4%	-1,0%	-1,7%	-4,2%	19,0%
GBP	152,6	2,9%	-2,1%	-2,0%	-3,9%	8,4%
SEK	12,8	-1,6%	-1,3%	-5,4%	-6,3%	1,5%
DKK	18,0	0,9%	-1,5%	-3,0%	-4,3%	7,3%
NOK	13,7	2,5%	-1,6%	-3,1%	-5,9%	7,0%
JPY	1,08	2,0%	-1,5%	-3,4%	-1,6%	14,7%



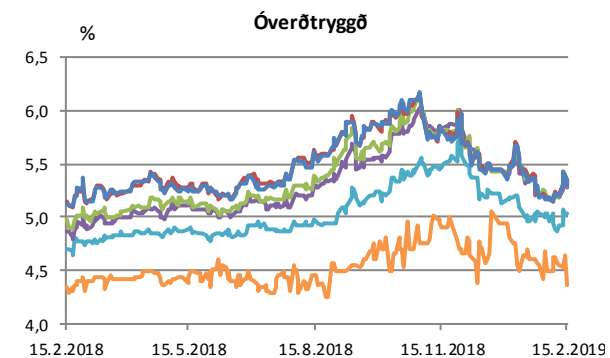
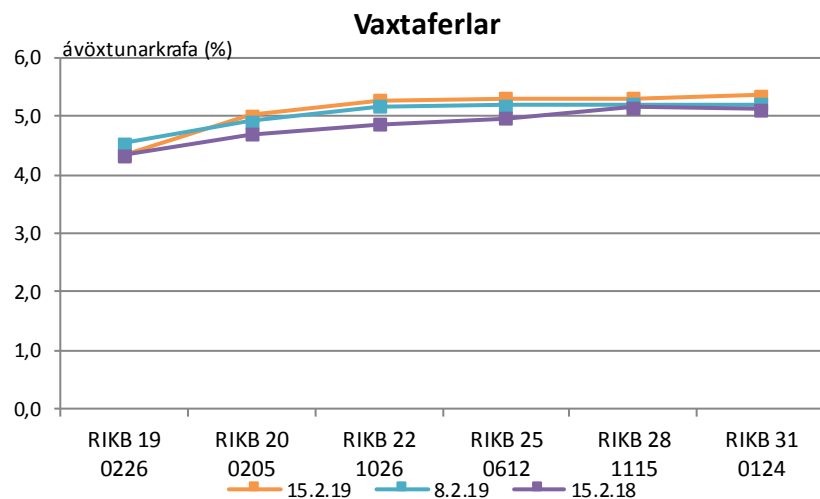
Miðgengi Seðlabanka Íslands. Heimild: Kodiak



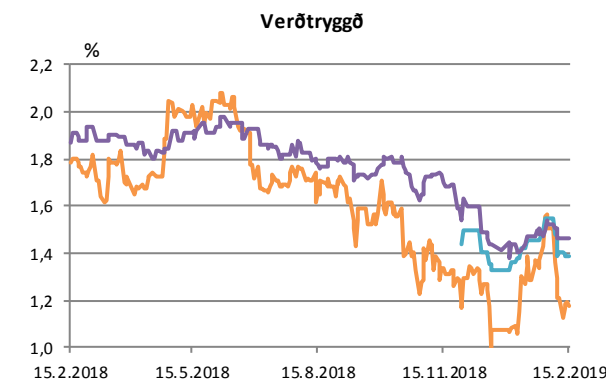
Ríkisbréf

	verð	krafa	velta (ma.kr./viku)	Breyting síðan ...				
				árm.	1V	1M	3M	12M
RIKB 19 0226	100,08	4,36	0,6	-0,58	-0,19	-0,27	-0,54	0,02
RIKB 20 0205	101,11	5,03	1,5	-0,10	0,11	0,04	-0,43	0,33
RIKB 22 1026	106,40	5,28	5,5	-0,16	0,10	-0,04	-0,56	0,41
RIKB 25 0612	114,00	5,32	3,3	-0,11	0,12	-0,03	-0,51	0,35
RIKB 28 1115	97,60	5,32	5,0	-0,13	0,10	-0,13	-0,51	0,16
RIKB 31 0124	109,86	5,36	4,0	-0,08	0,15	-0,04	-0,45	0,24
RIKS 21 0414	105,53	1,18	1,6	0,11	-0,03	-0,17	-0,16	-0,61
RIKS 26 0216	100,73	1,39	0,5	0,06	-0,02	-0,06		
RIKS 30 0701	118,62	1,46	0,0	0,05	0,00	-0,01	-0,24	-0,41

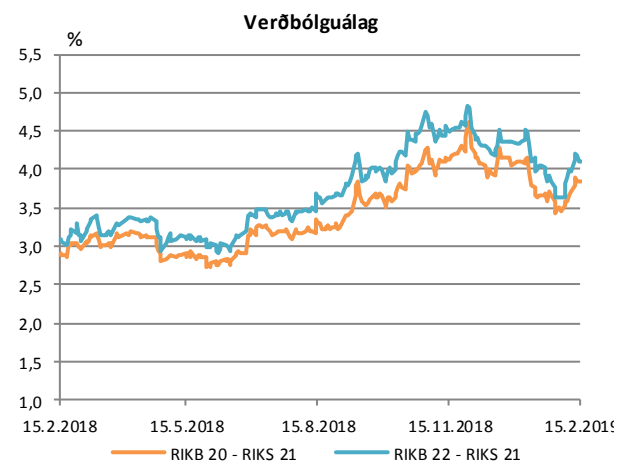
Heimild: Kodiak



RIKB 19 0226 RIKB 20 0205 RIKB 22 1026
RIKB 25 0612 RIKB 28 1115 RIKB 31 0124



RIKS 21 0414 RIKS 26 0216 RIKS 30 0701



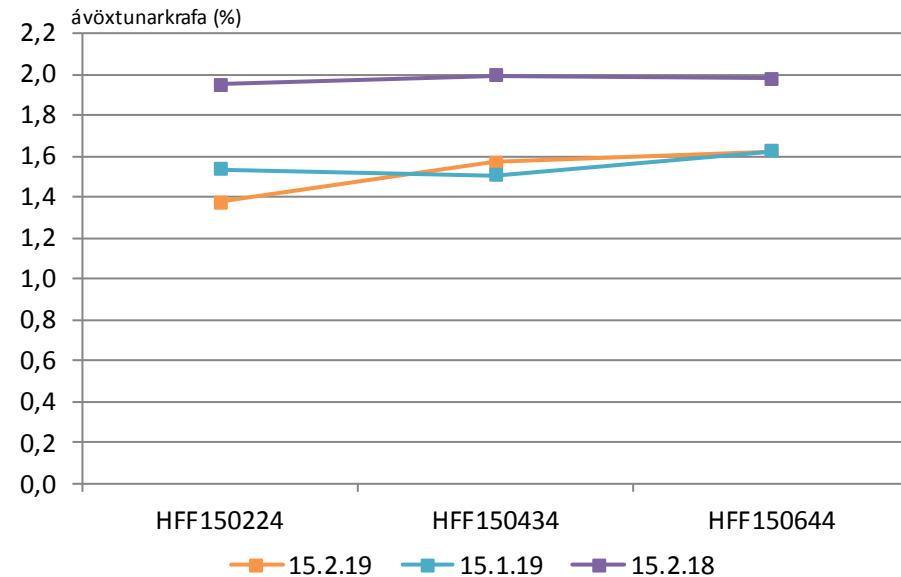
RIKB 20 - RIKS 21 RIKB 22 - RIKS 21

Íbúðabréf

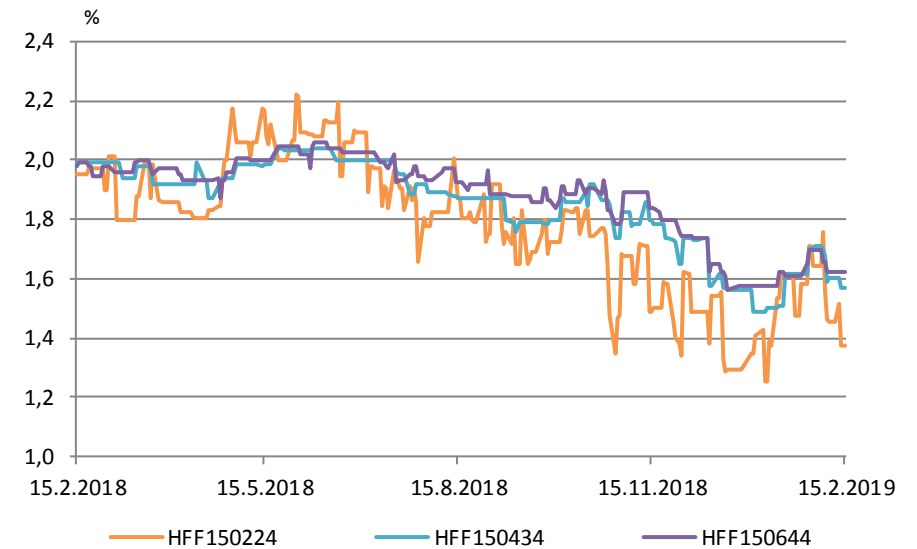
	verð	krafa	velta (ma.kr./viku)	árm.	Breyting síðan ...			
					1V	1M	3M	12M
HFF150224	106,51	1,38	0,2	0,08	-0,08	-0,16	-0,11	-0,58
HFF150434	116,84	1,57	0,3	0,01	-0,03	0,06	-0,23	-0,42
HFF150644	127,26	1,62	0,0	0,05	0,00	0,00	-0,21	-0,36

Heimild: Kodiak

Vaxtaferlar



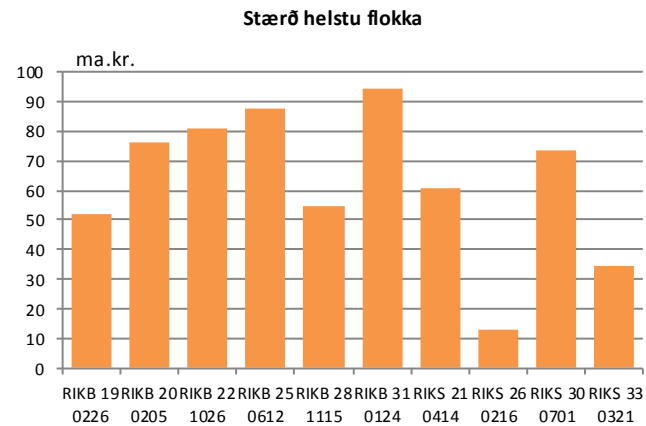
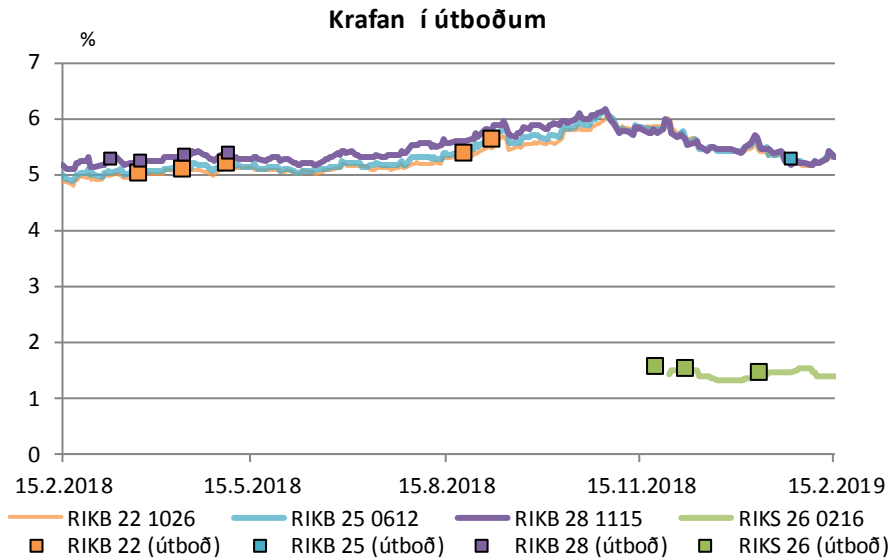
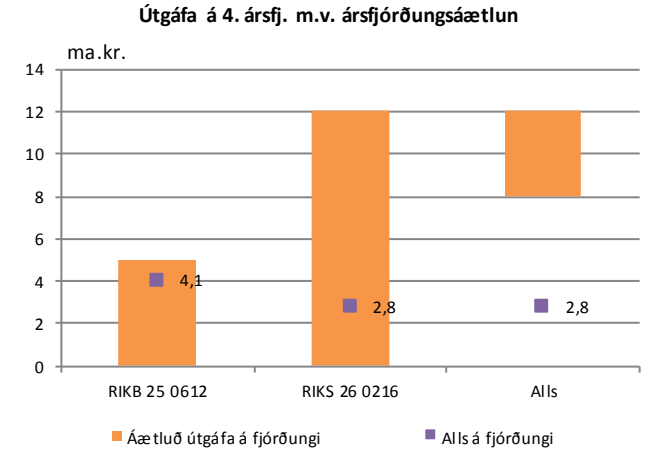
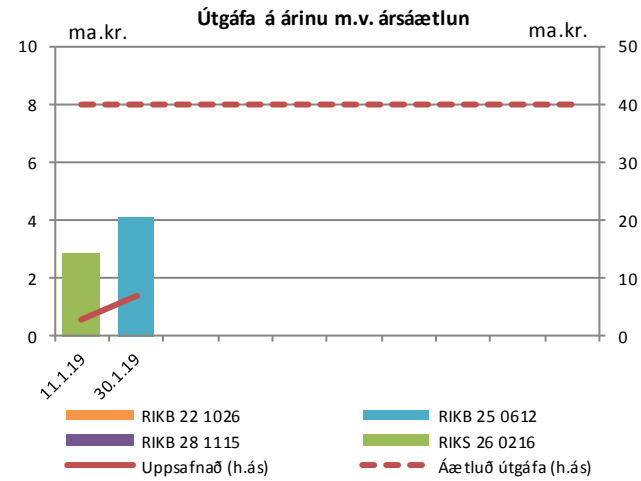
Þróun á kröfu



Útboð ríkisbréfa

Seinustu útboð		Tilboð	Samþykkt	Verð	Krafa
Dags	Flokkur				
25.1.19	RIKB 25 0612	7,3	3,6	114,37	5,27
11.1.19	RIKS 26 0216	3,2	2,8	100,56	1,42
7.12.18	RIKS 26 0216	4,9	2,0	100,00	1,50
23.11.18	RIKS 26 0216	19,1	7,0	99,75	1,54
21.9.18	RIKB 22 1026	2,9	0,7	106,11	5,53
7.9.18	RIKB 22 1026	2,9	2,3	105,95	5,59

Að nafnvirði (ma.kr.) Heimild: Lánamál Ríkisins

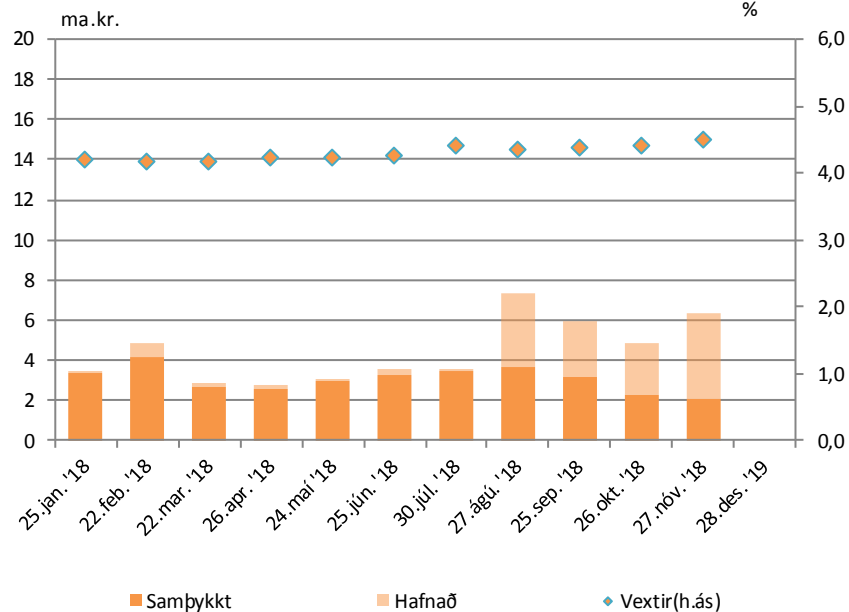


Útboð ríkisvixla

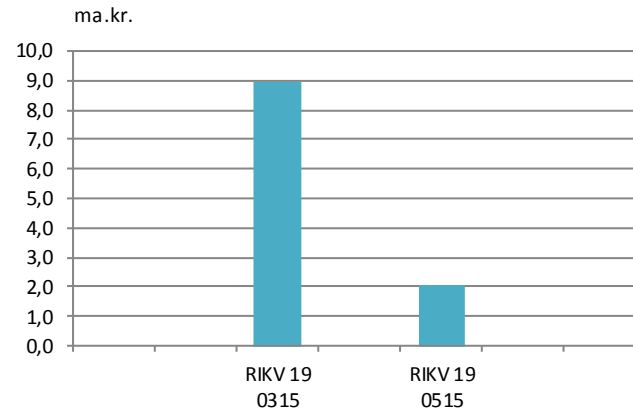
Dags.	Flokkur	Samþykkt	Vextir
27.11.18	RIKV 19 0515	0,0	-
28.12.19		<i>hætt við</i>	
27.11.18	RIKV 19 0515	2,0	4,50
26.10.18	RIKV 19 0315	2,2	4,43
25.09.18	RIKV 19 0315	3,2	4,40
27.08.18	RIKV 18 1115	3,6	4,35

Heimild: Lánamál ríkisins

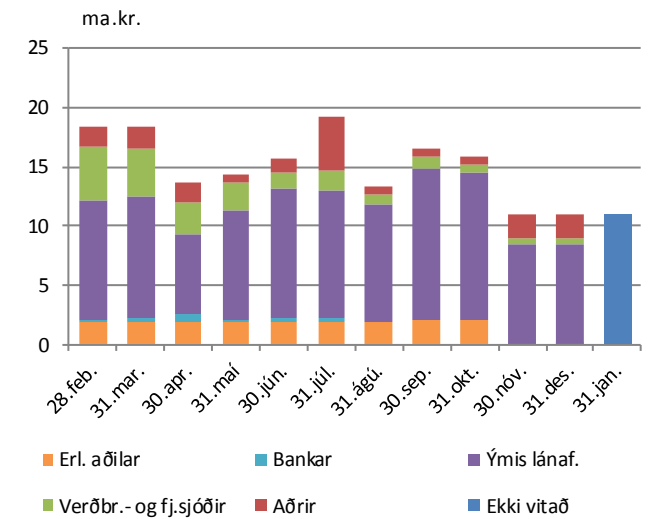
Niðurstaða útboða



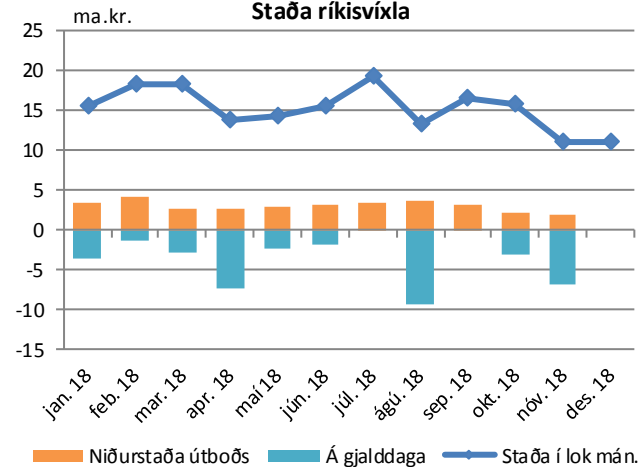
Útstandandi ríkisvixlar



Eigendaskipting



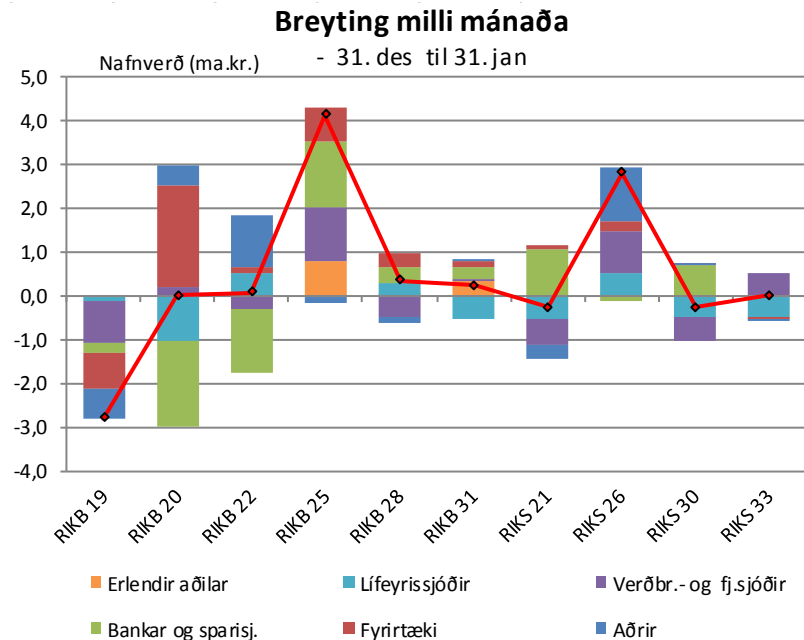
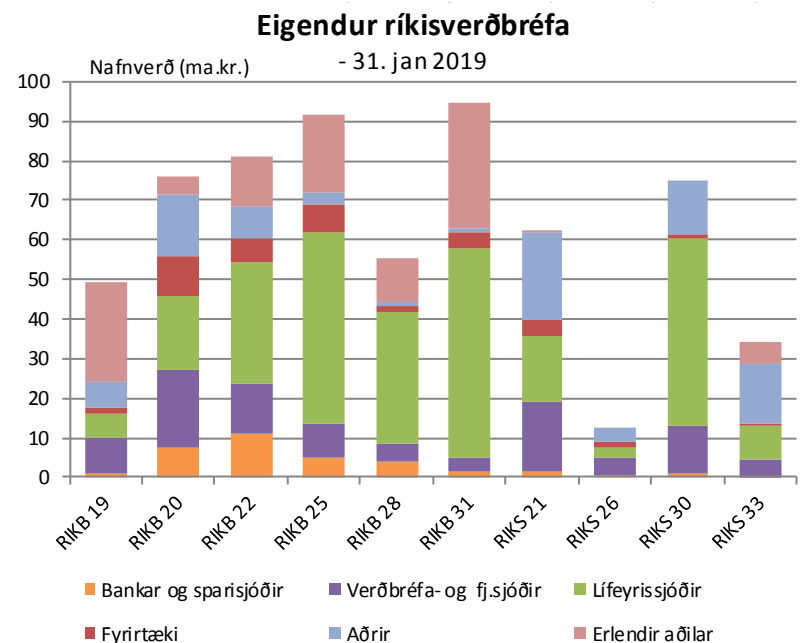
Staða ríkisvixla



Eigendaskipti ríkisbréfa

	Eigendaskipting (ma.kr.)										
	RIKB 19	RIKB 20	RIKB 22	RIKB 25	RIKB 28	RIKB 31	RIKS 21	RIKS 26	RIKS 30	RIKS 33	Alls
Bankar og sparisjóðir	0,9	7,7	10,8	5,2	3,8	1,5	1,6	0,7	0,9	0,1	33,0
Verðbréfa- og fj.sjóðir	9,3	19,6	13,0	8,6	4,8	3,5	17,4	4,6	12,0	4,6	97,5
Lífeyrissjóðir	5,8	18,6	30,3	48,0	33,2	53,0	16,5	2,2	47,5	8,2	263,3
Fyrirtæki	1,5	9,9	6,0	7,0	1,4	3,8	4,2	1,5	0,8	0,7	36,9
Aðrir	6,3	15,6	8,1	3,5	1,1	1,1	22,3	3,7	13,6	14,9	90,3
Erlendir aðilar	25,4	4,7	12,8	19,6	11,1	31,6	0,4	0,0	0,0	5,7	111,2
Nafnverð alls (ma.kr)	49,3	76,0	81,1	91,8	55,4	94,5	62,5	12,6	74,9	34,2	632,2

Heimild: Lánamál ríkisins

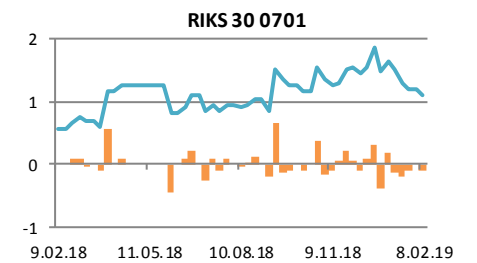
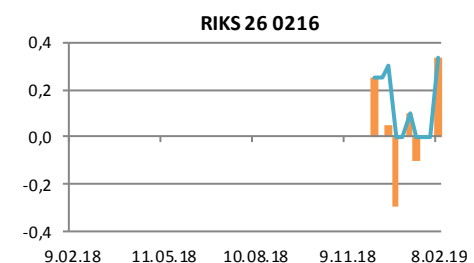
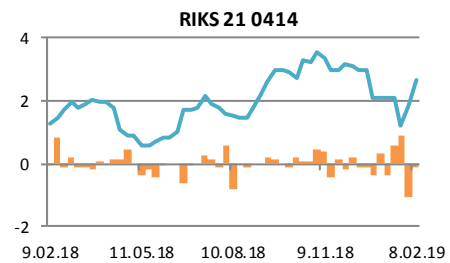
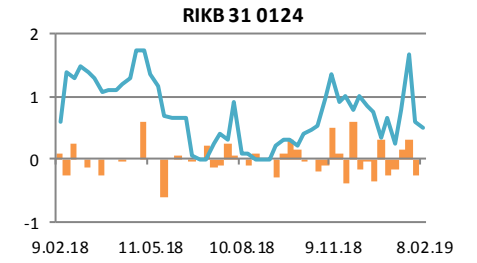
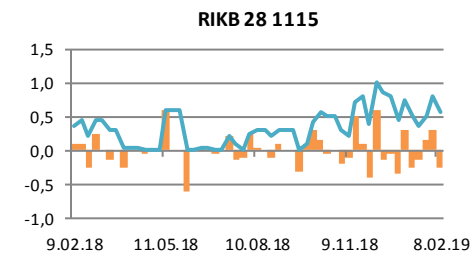
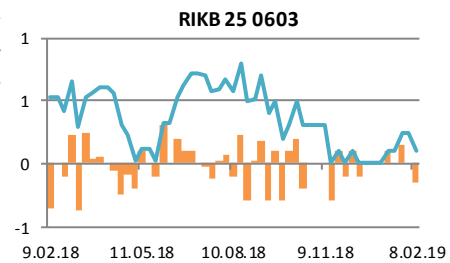
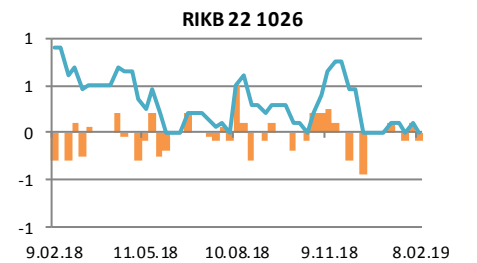
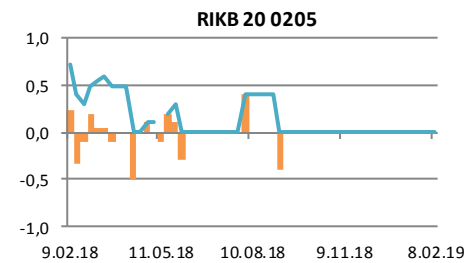
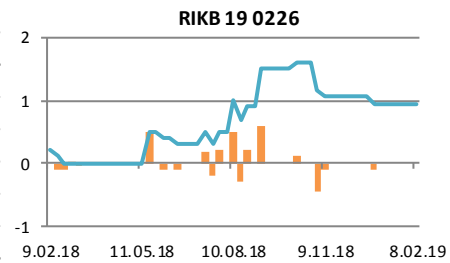
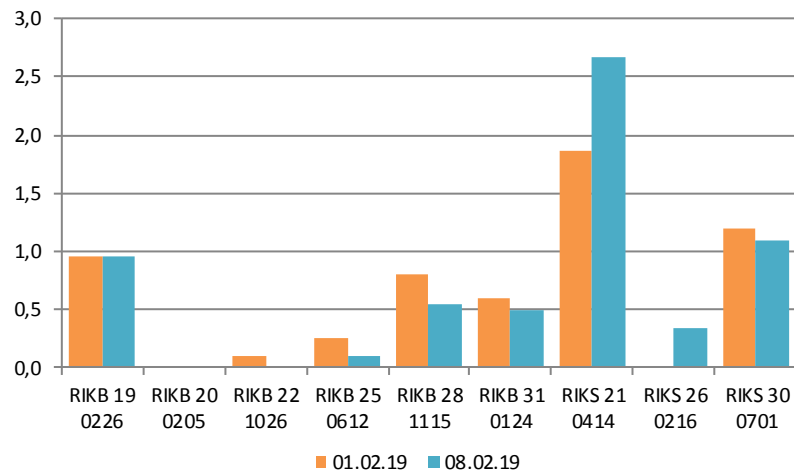


Verðbréfalán

Flokkur	Nafnverð (m.kr.)	Breyting síðan				
		1V	4V	12V	26V	52V
RIKB 19 0226	950	0	0	-100	-50	750
RIKB 20 0205	0	0	0	0	-400	-730
RIKB 22 1026	0	-100	-100	-750	-500	-900
RIKB 25 0612	100	-150	0	100	-470	-425
RIKB 28 1115	550	-250	50	-150	250	200
RIKB 31 0124	500	-100	250	-400	400	-100
RIKS 21 0414	2.671	815	586	-309	1.151	1.421
RIKS 26 0216	335	335	235			
RIKS 30 0701	1.100	-100	-400	-200	200	550

Heimild: Lánamál Ríkisins

Breyting milli vikna



Innihald og form skjals þessa er unnið af starfsmönnum Hagfræðideildar Landsbankans hf. (hagfraedideild@landsbankinn.is) og byggist á aðgengilegum opinberum upplýsingum á þeim tíma sem greiningin var unnin. Mat á þeim upplýsingum endurspeglar skoðanir starfsmanna Hagfræðideildar Landsbankans á þeim degi þegar greiningin er dagsett, en þær geta breyst án fyrirvara.

Landsbankinn hf. og starfsfólk hans taka ekki ábyrgð á viðskiptum sem byggð eru á þeim upplýsingum og skoðunum sem hér eru settar fram.

Bent skal á að Landsbankinn hf. getur á hverjum tíma haft beinna eða óbeinna hagsmuna að gæta, ýmist sjálfur, dótturfélög hans eða fyrir hönd viðskiptamanna, s.s. sem fjárfestir, lánardrottinn eða þjónustuaðili. Greiningar eru engu að síður unnar sjálfstætt af Hagfræðideild Landsbankans og innan Landsbankans eru í gildi reglur um aðskilnað starfssviða sem eru aðgengilegar á vef bankans.

