



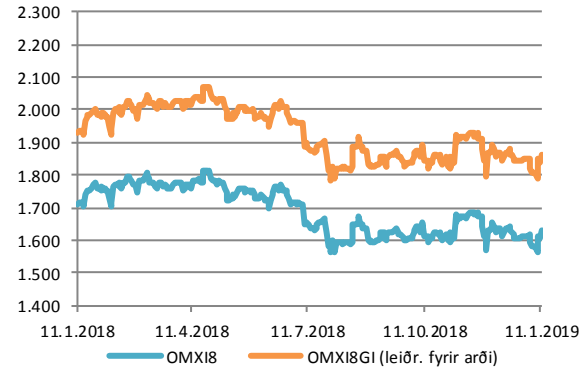
Vikubyrjun
Innlendar markaðsupplýsingar
14. janúar 2019

Hlutabréf

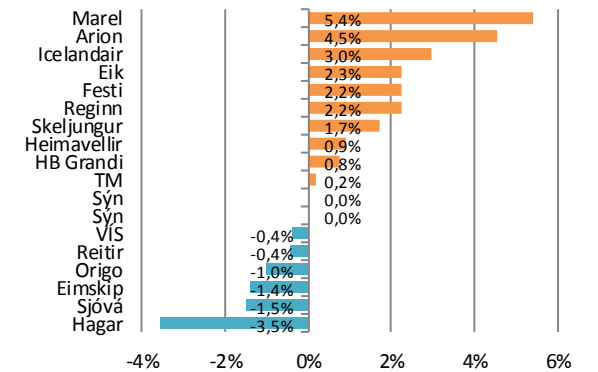
Félag	Verð	Velta (m.kr.)	Breyting síðan ...				
			áramót	1V	1M	3M	12M
OMX18	1627,2	8.375	0,8%	3,0%	0,5%	0,9%	-4,7%
OMX18GI	1862,7		0,8%	3,0%	0,5%	0,9%	-3,4%
Marel	388,0	1.674	4,9%	5,4%	1,0%	1,0%	15,7%
Icelandair	9,7	350	1,3%	3,0%	18,3%	48,3%	-35,2%
Eimskip	213,0	407	-6,6%	-1,4%	-7,4%	3,1%	-15,1%
HB Grandi	32,8	23	-2,8%	0,8%	-3,2%	6,3%	-3,3%
Hagar	43,5	499	-6,7%	-3,5%	-6,5%	-9,9%	19,2%
Festi	114,0	464	-1,3%	2,2%	-1,3%	-6,6%	-7,3%
Skeljungur	7,1	297	-0,4%	1,7%	-0,6%	-0,3%	6,9%
Sýn	41,0	54	-1,9%	0,0%	-2,8%	-33,2%	-40,9%
Síminn	3,6	933	-3,5%	0,0%	-3,7%	-7,4%	-13,0%
Origo	24,2	82	-4,7%	-1,0%	-1,4%	8,3%	-8,9%
Arion	72,4	428	2,7%	4,5%	-4,2%	-11,4%	
Sjóvá	13,2	42	-4,7%	-1,5%	-2,9%	-7,0%	-18,3%
VÍS	9,7	208	-4,7%	-0,4%	-5,2%	-14,9%	-17,0%
TM	25,8	541	-1,0%	0,2%	-5,1%	-12,5%	-20,1%
Reginn	20,6	620	-2,6%	2,2%	2,2%	5,1%	-22,9%
Reitir	70,2	1.123	-4,4%	-0,4%	-2,6%	-6,4%	-21,2%
Eik	8,1	631	-2,2%	2,3%	0,6%	2,7%	-20,6%
Heimavellir	1,1	17	-0,9%	0,9%	-2,6%	0,9%	

Leiðrétt fyrir arðgreiðslum. Heimild: Kodiak, útreikningar Hagfræðideildar

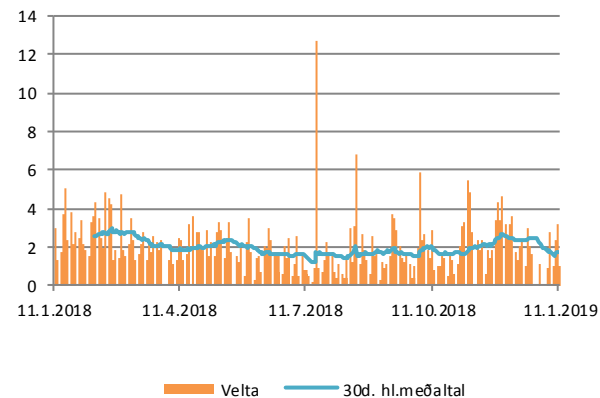
Úrvalsvísitalan



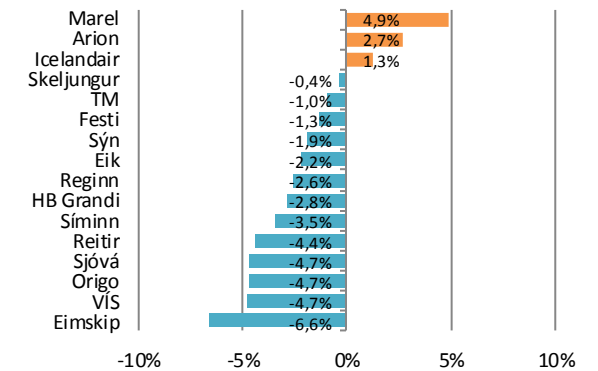
Breyting í vikunni



Velta



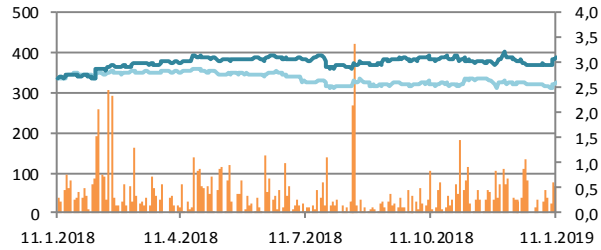
Síðan áramót



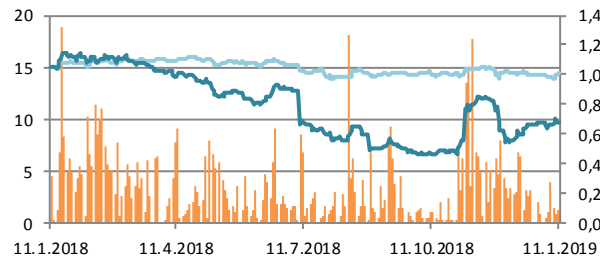
Hlutabréf

— Velta (h.ás, ma.kr./dag)
— Verð
— OMXIB

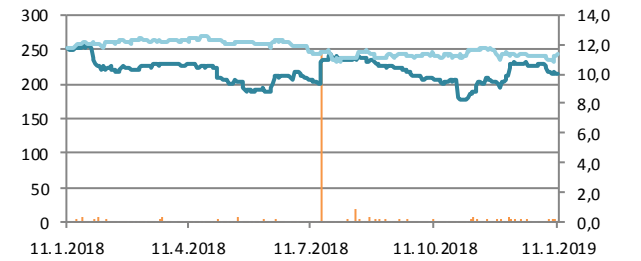
Marel



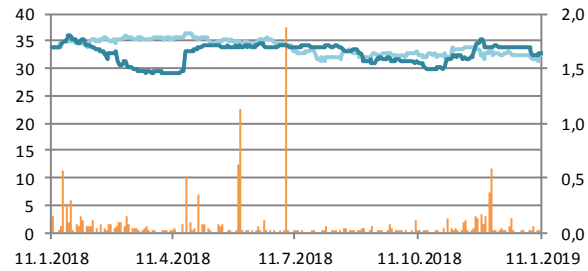
Icelandair



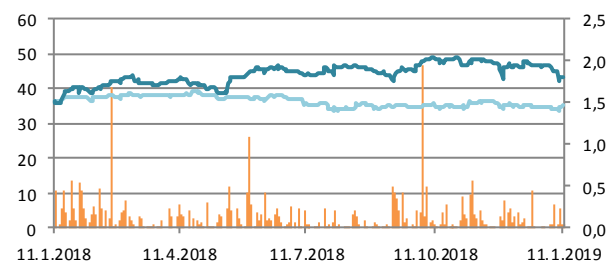
Eimskip



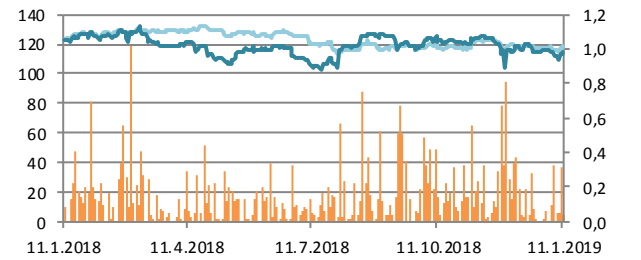
HB Grandi



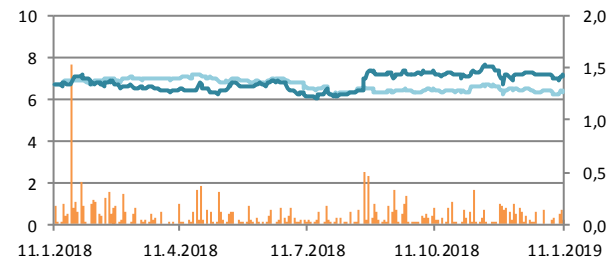
Hagar



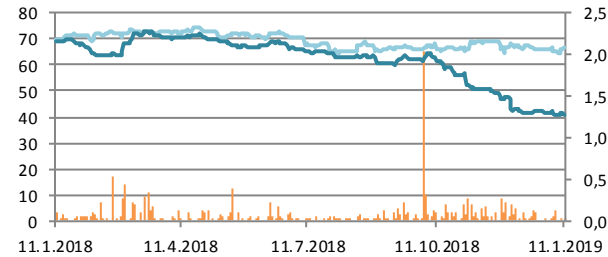
Festi



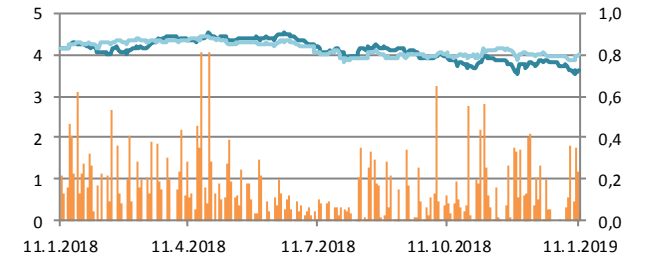
Skeljungur



Sýn



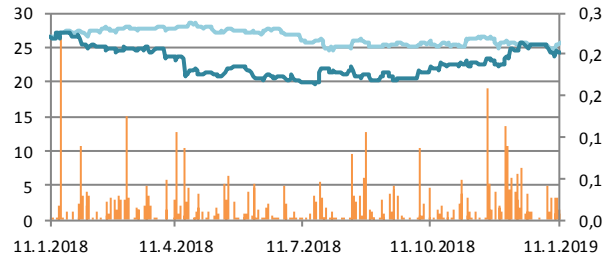
Síminn



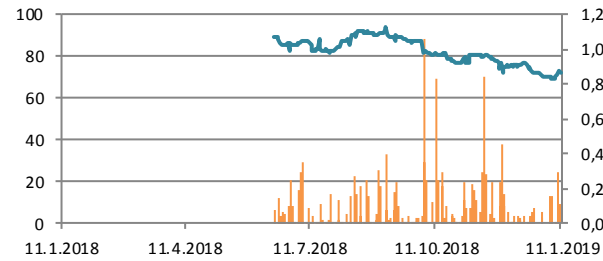
Hlutabréf

— Velta (h.ás, ma.kr./dag)
— Verð
— OMXIS

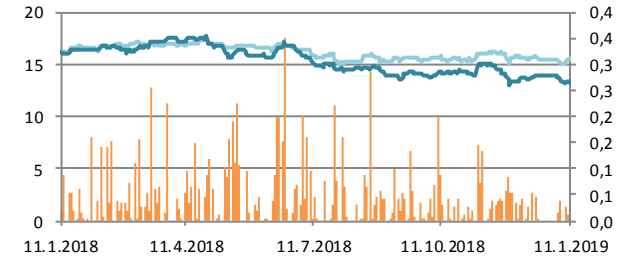
Origo



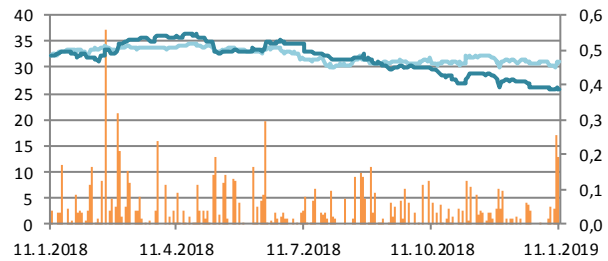
Arion



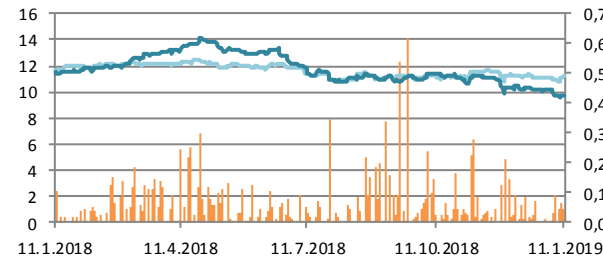
Sjóvá



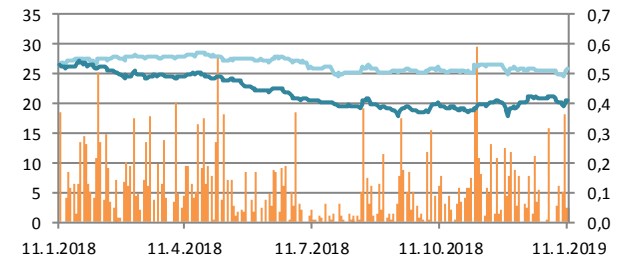
TM



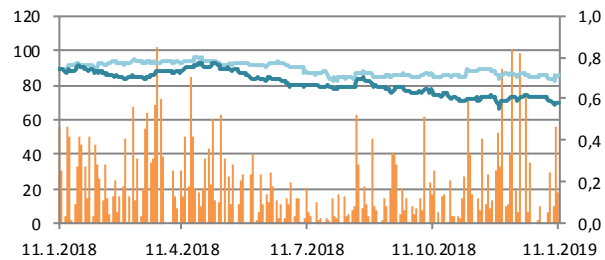
VÍS



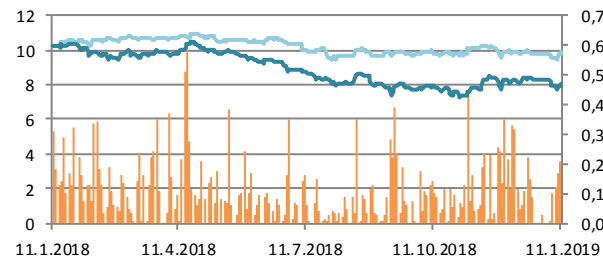
Reginn



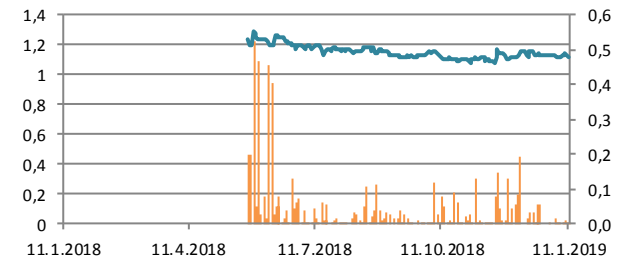
Reitir



Eik

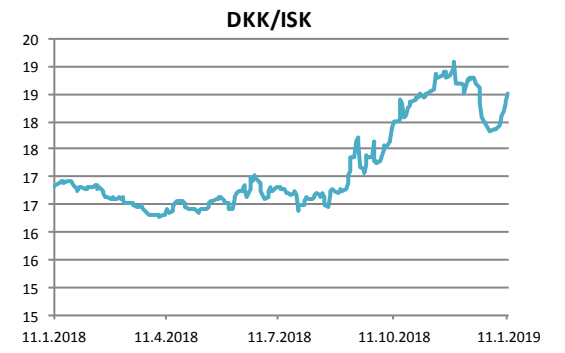
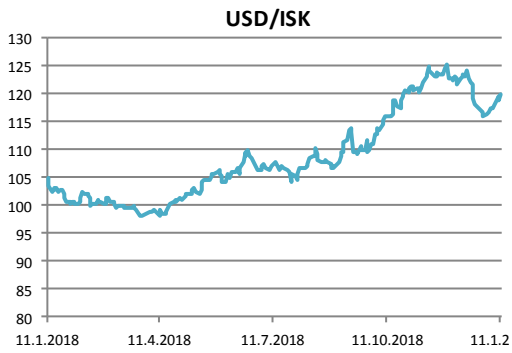
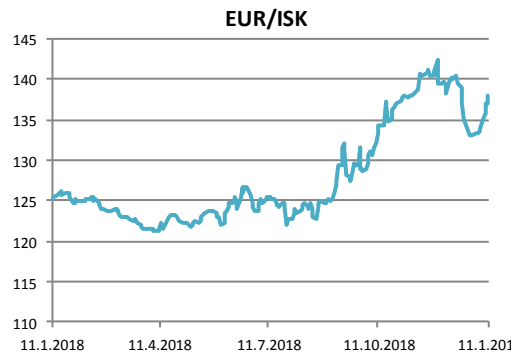


Heimavellir

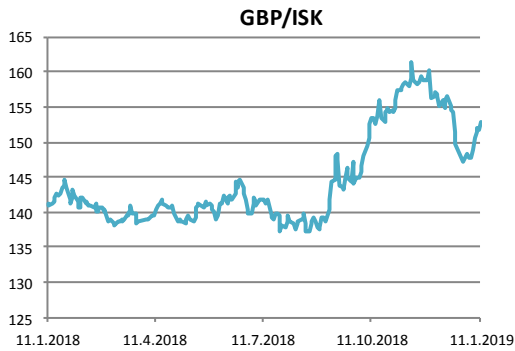
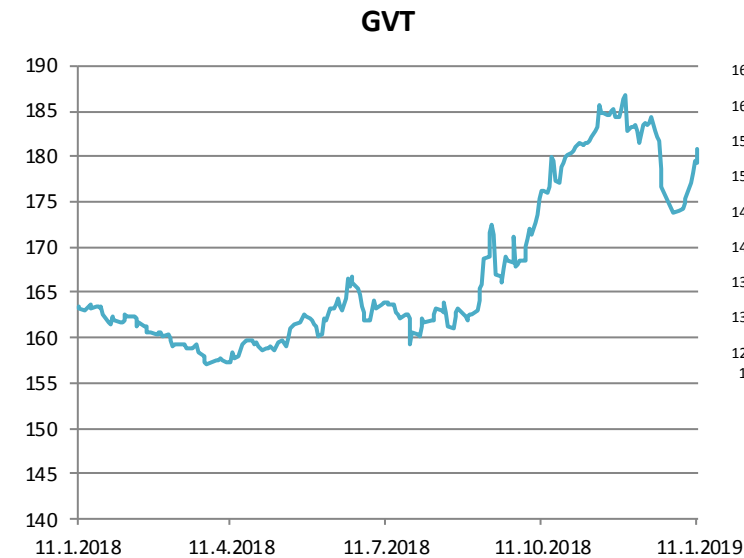


Gjaldeyrismarkaðurinn

Gengi ISK	11.jan	Breyting síðan ...				
		áramót	1V	1M	3M	12M
GVT	180,7	3,8%	3,1%	-1,6%	2,6%	10,6%
EUR	138,1	3,7%	3,2%	-1,5%	2,8%	10,3%
USD	119,8	3,0%	2,1%	-2,7%	3,2%	14,4%
GBP	153,0	3,1%	2,8%	-1,5%	-0,3%	8,3%
SEK	13,5	3,7%	3,4%	-0,8%	4,4%	5,6%
DKK	18,5	3,7%	3,3%	-1,5%	2,7%	10,1%
NOK	14,2	5,8%	4,5%	-2,0%	0,2%	9,1%
JPY	1,11	4,7%	1,8%	1,6%	6,8%	17,9%



Miðgengi Seðlabanka Íslands. Heimild: Kodiak

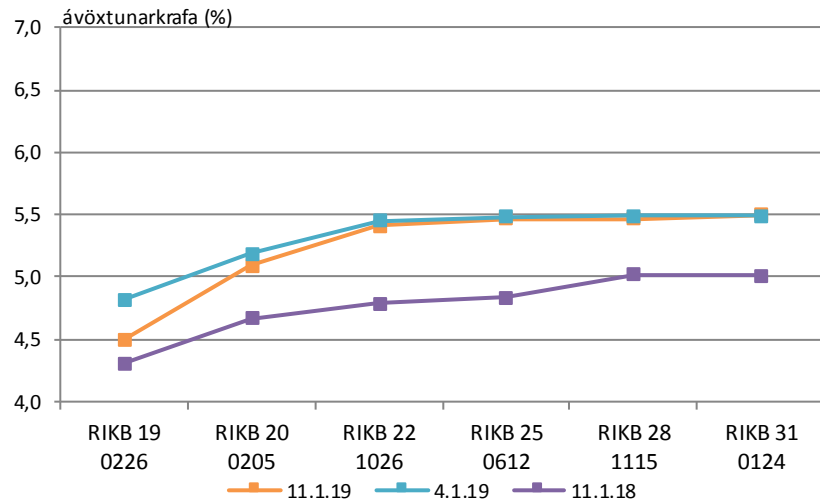


Ríkisbréf

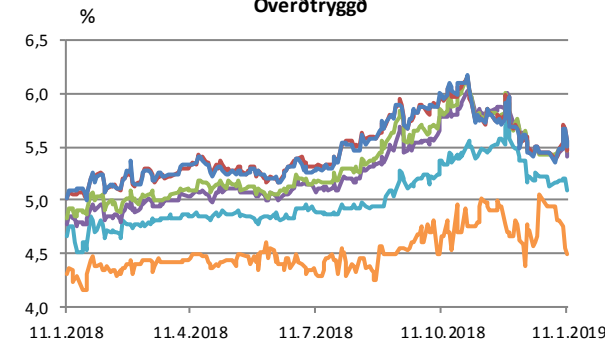
	verð	krafa	velta (ma.kr./viku)	Breyting síðan ...				
				árm.	1V	1M	3M	12M
RIKB 19 0226	100,46	4,50	3,7	-0,44	-0,32	0,12	-0,16	0,19
RIKB 20 0205	101,16	5,09	4,7	-0,04	-0,09	-0,28	-0,27	0,42
RIKB 22 1026	106,11	5,41	5,0	-0,03	-0,04	-0,23	-0,37	0,63
RIKB 25 0612	113,34	5,47	2,5	0,04	-0,01	-0,18	-0,38	0,64
RIKB 28 1115	96,50	5,47	3,7	0,02	-0,02	-0,11	-0,50	0,45
RIKB 31 0124	108,65	5,50	2,8	0,06	0,01	-0,11	-0,49	0,49
RIKS 21 0414	105,49	1,30	3,1	0,23	0,22	-0,02	-0,25	-0,59
RIKS 30 0701	119,31	1,41	0,1	0,00	-0,03	-0,19	-0,37	-0,40

Heimild: Kodiak

Vaxtaferlar

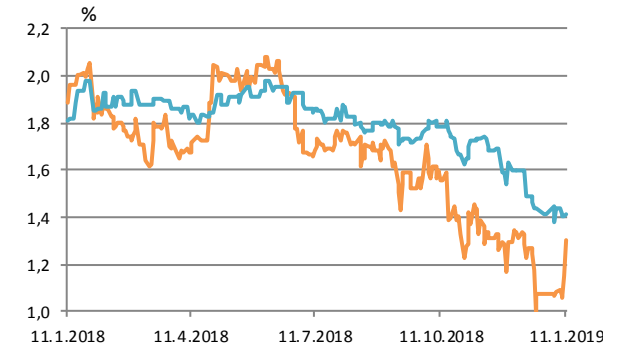


Óverðtryggð



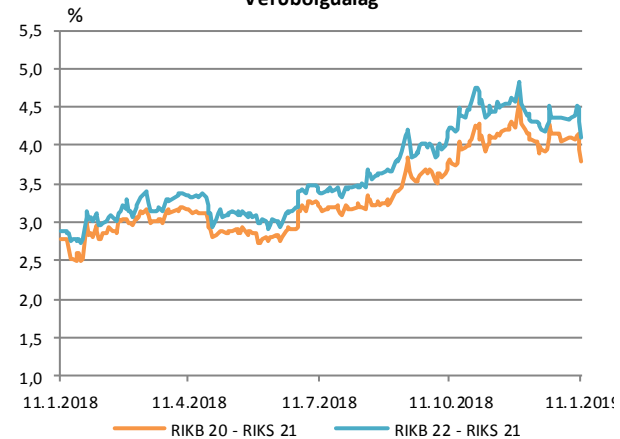
— RIKB 19 0226 — RIKB 20 0205 — RIKB 22 1026
— RIKB 25 0612 — RIKB 28 1115 — RIKB 31 0124

Verðtryggð



— RIKS 21 0414 — RIKS 30 0701

Verðbólguálag

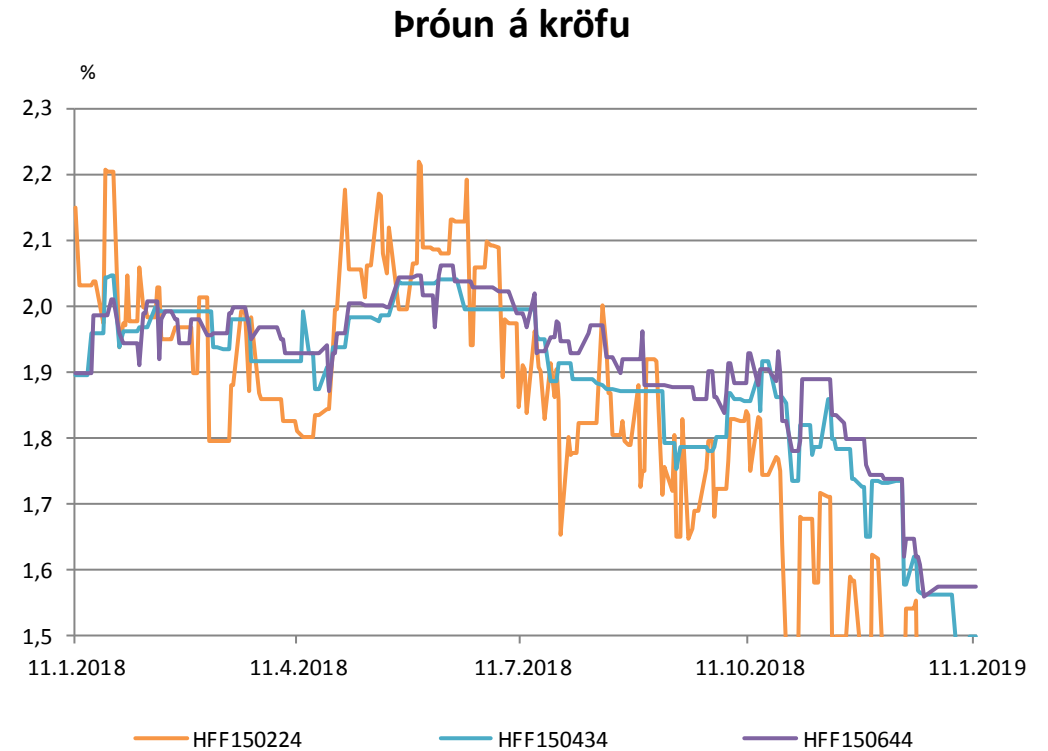
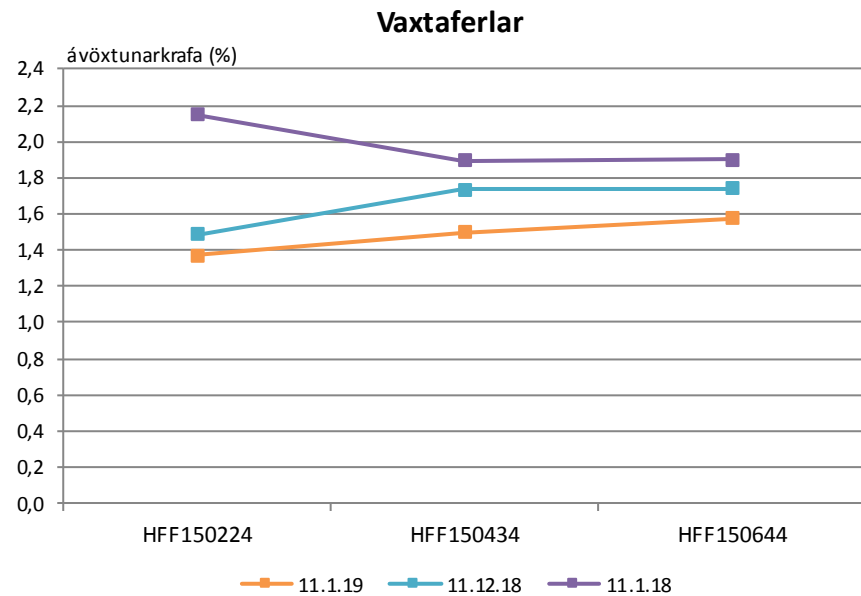


— RIKB 20 - RIKS 21 — RIKB 22 - RIKS 21

Íbúðabréf

	verð	krafa	velta (ma.kr./viku)	árm.	Breyting síðan ...			
					1V	1M	3M	12M
HFF150224	106,20	1,37	0,8	0,08	-0,03	-0,11	-0,46	-0,78
HFF150434	117,63	1,50	0,2	-0,06	0,01	-0,24	-0,36	-0,40
HFF150644	128,18	1,57	0,0	0,00	0,00	-0,16	-0,35	-0,32

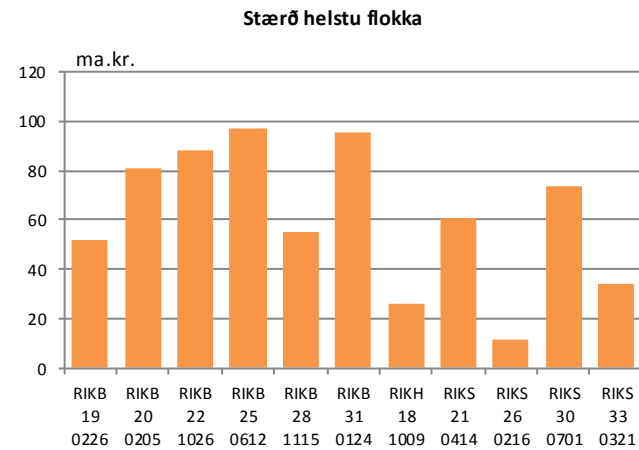
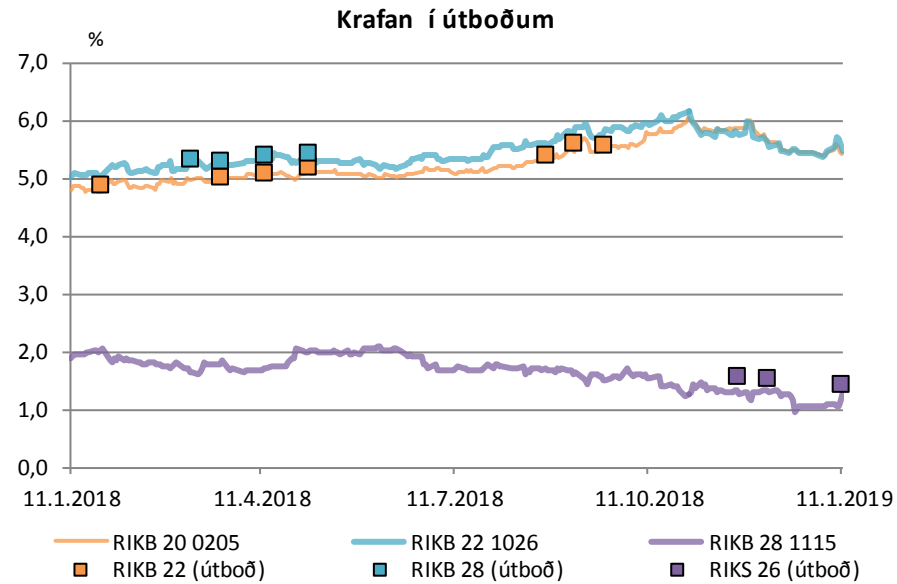
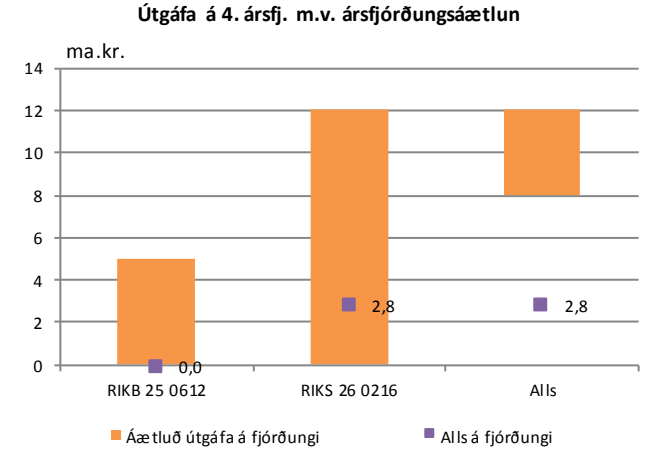
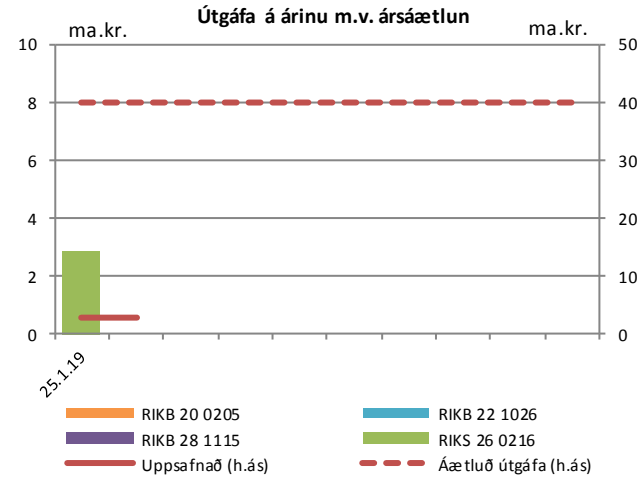
Heimild: Kodiak



Útboð ríkisbréfa

Seinustu útboð		Tilboð	Samþykkt	Verð	Krafa
Dags	Flokkur				
11.1.19	RIKS 26 0216	3,0	2,8	100,56	1,42
7.12.18	RIKS 26 0216	4,9	2,0	100,00	1,50
23.11.18	RIKS 26 0216	19,1	7,0	99,75	1,54
21.9.18	RIKB 22 1026	2,9	0,7	106,11	5,53
7.9.18	RIKB 22 1026	2,9	2,3	105,95	5,59
24.8.18	RIKB 22 1026	4,2	3,6	106,88	5,36

Að nafnvirði (ma.kr.) Heimild: Lánamál Ríkisins

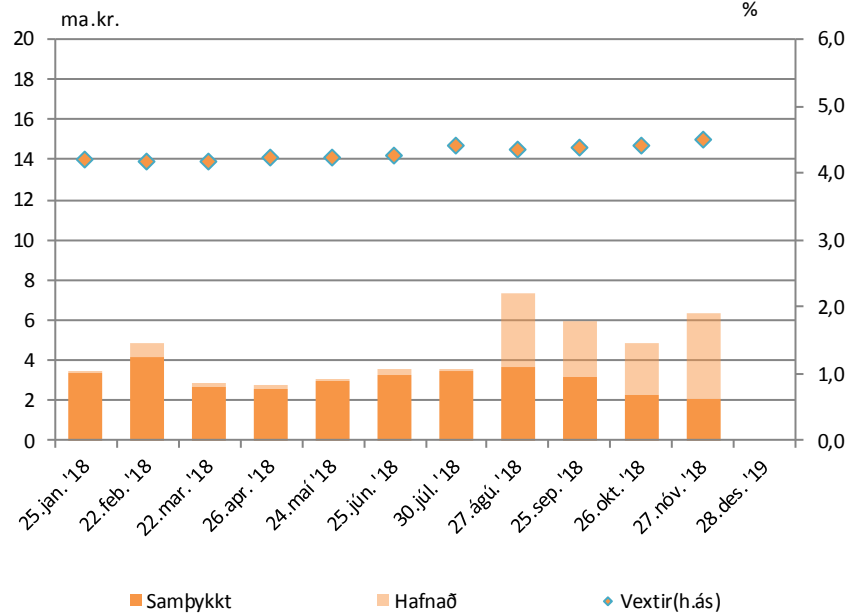


Útboð ríkisvixla

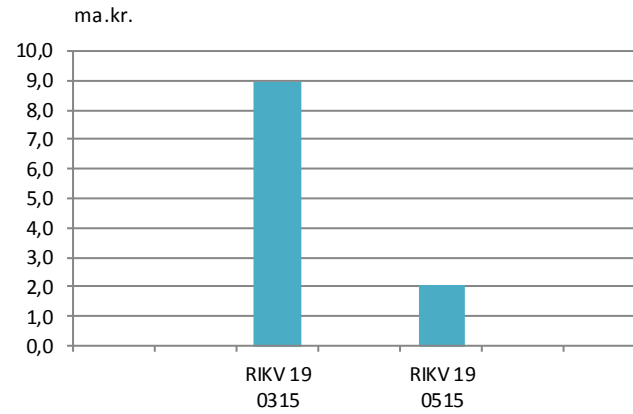
Dags.	Flokkur	Samþykkt	Vextir
28.12.19		<i>hætt við</i>	
27.11.18	RIKV 19 0515	2,0	4,50
26.10.18	RIKV 19 0315	2,2	4,43
25.09.18	RIKV 19 0315	3,2	4,40
27.08.18	RIKV 18 1115	3,6	4,35
30.07.18	RIKV 19 0315	3,5	4,43

Heimild: Lánamál ríkisins

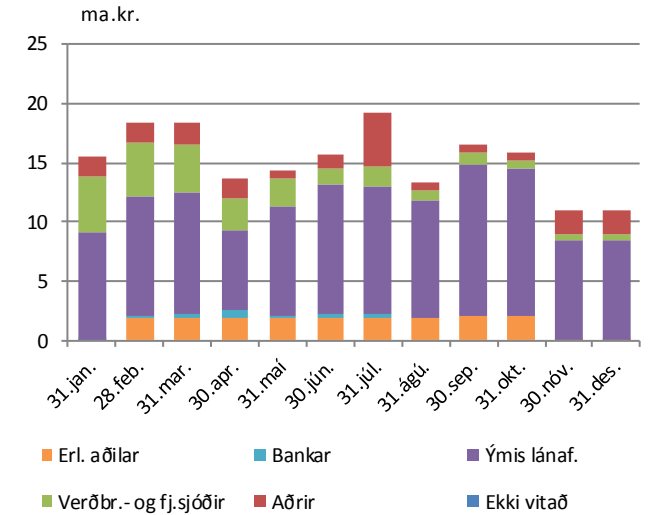
Niðurstaða útboða



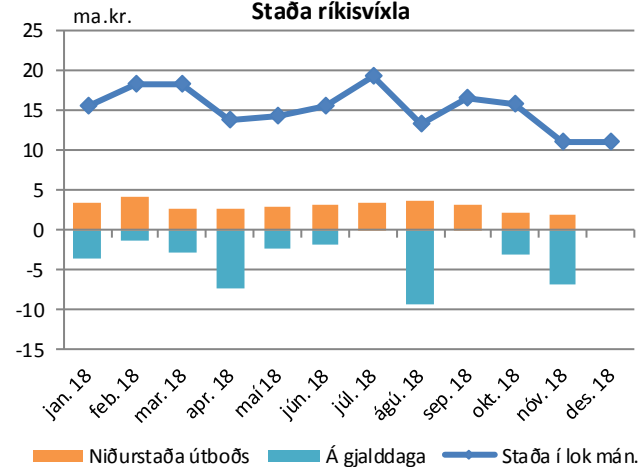
Útstandandi ríkisvixlar



Eigendaskipting



Staða ríkisvixla

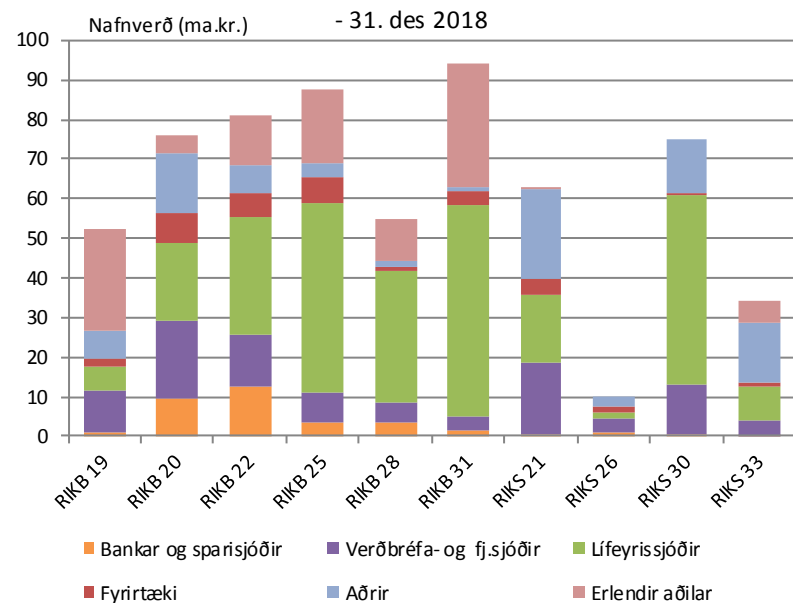


Eigendaskipti ríkisbréfa

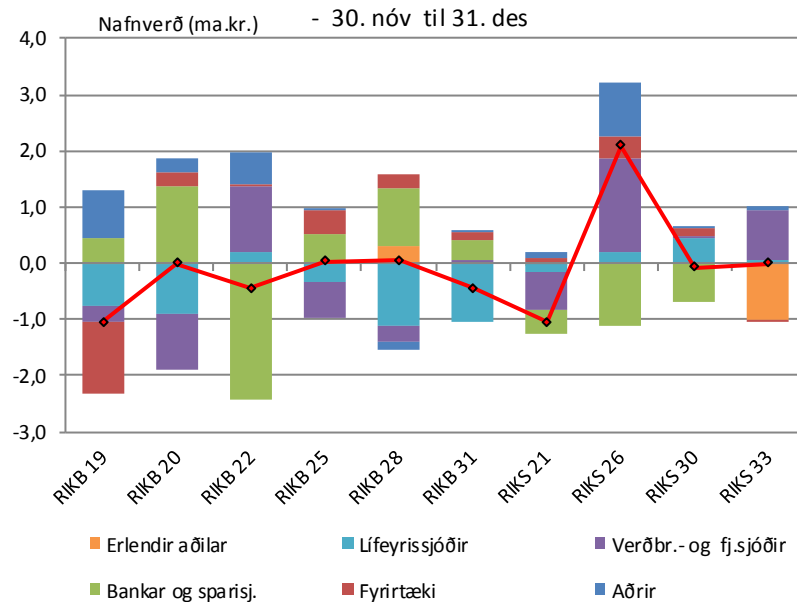
	Eigendaskipting (ma.kr.)										
	RIKB 19	RIKB 20	RIKB 22	RIKB 25	RIKB 28	RIKB 31	RIKS 21	RIKS 26	RIKS 30	RIKS 33	Alls
Bankar og sparisjóðir	1,1	9,6	12,3	3,7	3,4	1,3	0,5	0,8	0,2	0,1	32,8
Verðbréfa- og fj.sjóðir	10,3	19,5	13,3	7,3	5,3	3,5	18,0	3,6	12,6	4,0	97,4
Lífeyrissjóðir	6,0	19,6	29,8	48,0	33,0	53,5	17,0	1,6	48,0	8,7	265,2
Fyrirtæki	2,3	7,5	5,9	6,2	1,1	3,7	4,1	1,3	0,7	0,8	33,7
Aðrir	7,0	15,2	6,9	3,6	1,3	1,1	22,7	2,5	13,6	15,0	88,8
Erlendir aðilar	25,4	4,7	12,8	18,8	11,1	31,3	0,4	0,0	0,0	5,7	110,1
Nafnverð alls (ma.kr)	52,1	76,0	81,0	87,6	55,1	94,3	62,7	9,8	75,1	34,2	627,9

Heimild: Lánamál ríkisins

Eigendur ríkisverðbréfa



Breyting milli mánaða

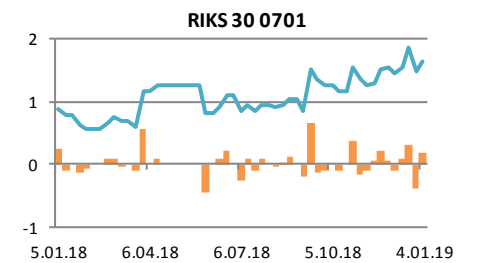
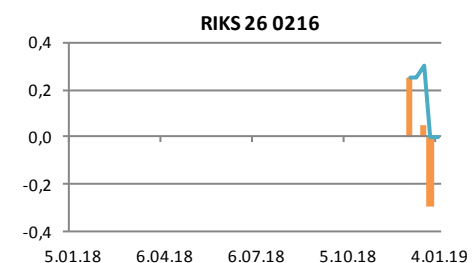
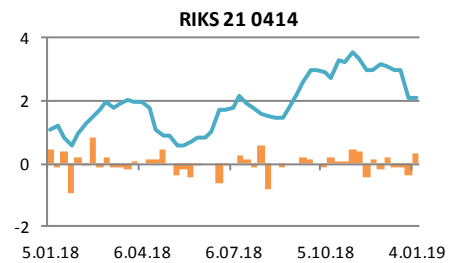
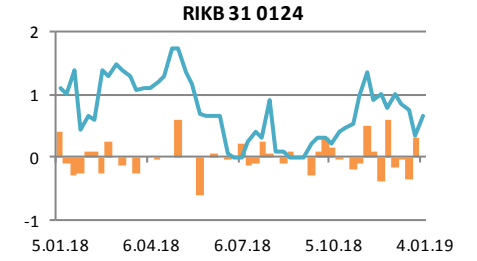
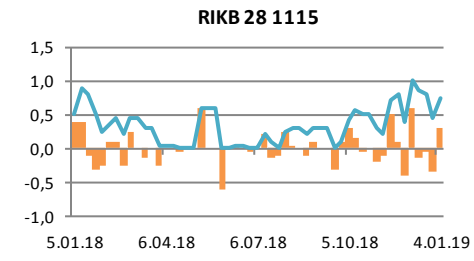
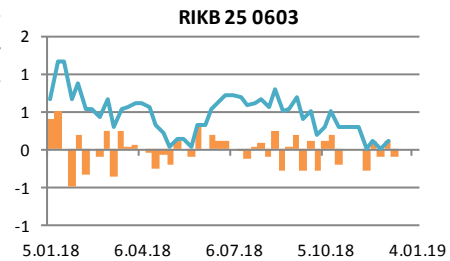
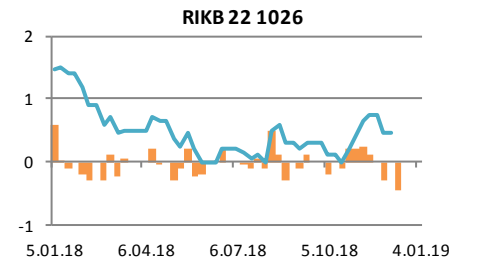
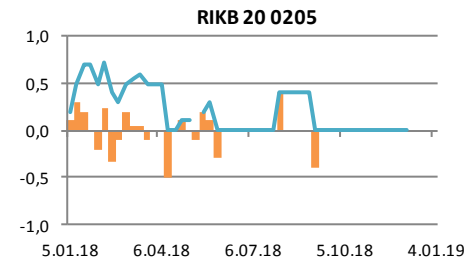
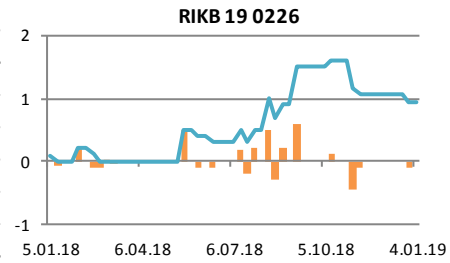
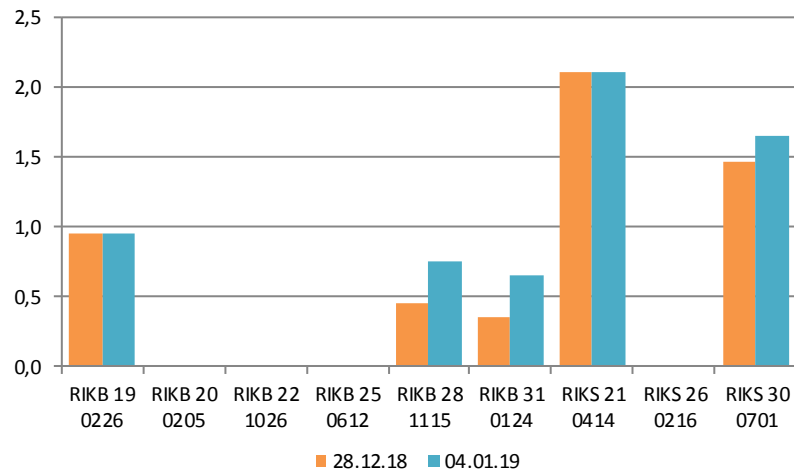


Verðbréfalán

Flokkur	Nafnverð (m.kr.)	Breyting síðan				
		1V	4V	12V	26V	52V
RIKB 19 0226	950	0	-100	-650	655	875
RIKB 20 0205	0	0	0	0	0	-200
RIKB 22 1026	0	0	-450	-100	-200	-1.484
RIKB 25 0612	0	0	-100	-500	-725	-675
RIKB 28 1115	750	300	-250	200	750	250
RIKB 31 0124	650	300	-350	250	650	-450
RIKS 21 0414	2.114	0	-977	-596	314	1.064
RIKS 26 0216	0	0	-250			
RIKS 30 0701	1.650	180	200	500	800	781

Heimild: Lánamál Ríkisins

Breyting milli vikna



Innihald og form skjals þessa er unnið af starfsmönnum Hagfræðideildar Landsbankans hf. (hagfraedideild@landsbankinn.is) og byggist á aðgengilegum opinberum upplýsingum á þeim tíma sem greiningin var unnin. Mat á þeim upplýsingum endurspeglar skoðanir starfsmanna Hagfræðideildar Landsbankans á þeim degi þegar greiningin er dagsett, en þær geta breyst án fyrirvara.

Landsbankinn hf. og starfsfólk hans taka ekki ábyrgð á viðskiptum sem byggð eru á þeim upplýsingum og skoðunum sem hér eru settar fram.

Bent skal á að Landsbankinn hf. getur á hverjum tíma haft beinna eða óbeinna hagsmuna að gæta, ýmist sjálfur, dótturfélög hans eða fyrir hönd viðskiptamanna, s.s. sem fjárfestir, lánardrottinn eða þjónustuaðili. Greiningar eru engu að síður unnar sjálfstætt af Hagfræðideild Landsbankans og innan Landsbankans eru í gildi reglur um aðskilnað starfssviða sem eru aðgengilegar á vef bankans.

