



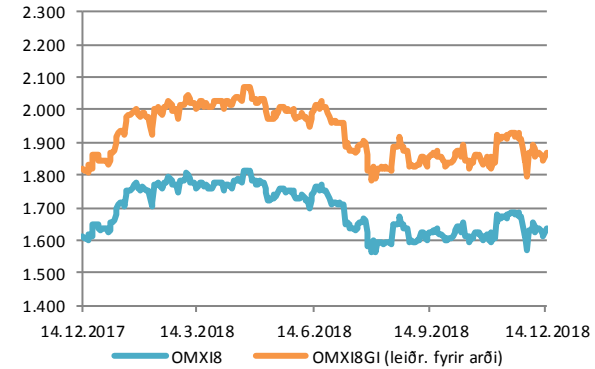
Vikubyrjun
Innlendar markaðsupplýsingar
17. desember 2018

Hlutabréf

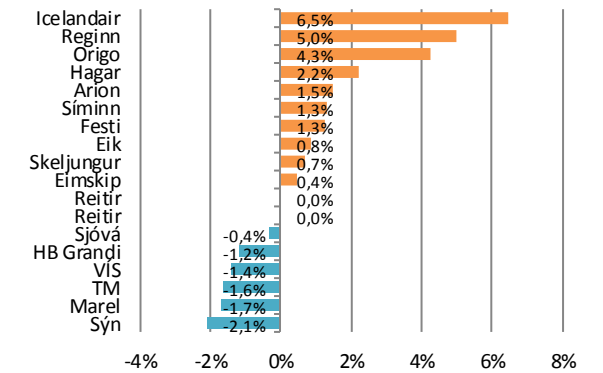
Félag	Verð	Velta (m.kr.)	Breyting síðan ...				
			áramót	1V	1M	3M	12M
OMX18	1633,2	8.265	-0,1%	0,0%	-2,9%	0,5%	1,3%
OMX18GI	1869,5		1,2%	0,0%	-2,9%	0,5%	2,6%
Marel	380,0	1.330	19,3%	-1,7%	0,4%	-0,7%	23,3%
Icelandair	8,6	1.385	-41,3%	6,5%	-30,2%	13,5%	-40,9%
Eimskip	230,0	610	-5,4%	0,4%	13,3%	3,1%	-5,4%
HB Grandi	33,7	56	-1,7%	-1,2%	5,3%	6,0%	3,6%
Hagar	48,0	456	37,1%	2,2%	0,1%	7,0%	37,7%
Festi	120,0	461	5,3%	1,3%	-4,0%	0,4%	7,6%
Skeljungur	7,3	457	14,4%	0,7%	-4,6%	0,4%	12,1%
Sýn	41,9	152	-38,2%	-2,1%	-17,2%	-32,7%	-35,3%
Síminn	3,9	672	-5,4%	1,3%	-0,3%	-5,6%	-8,3%
Origo	25,8	194	-3,9%	4,3%	14,4%	26,8%	-2,5%
Arion	76,7	138		1,5%	-4,1%	-13,6%	
Sjóvá	13,8	84	-11,3%	-0,4%	-8,5%	-2,3%	-12,4%
VÍS	10,3	179	-7,5%	-1,4%	-8,6%	-5,0%	-6,8%
TM	27,3	50	-12,4%	-1,6%	-5,7%	-9,3%	-11,5%
Reginn	21,1	338	-17,7%	5,0%	8,2%	9,3%	-17,4%
Reitir	73,5	1.331	-13,0%	0,0%	3,5%	-6,3%	-13,4%
Eik	8,4	371	-15,8%	0,8%	8,2%	5,0%	-14,5%
Heimavellir	1,2	53		0,0%	4,5%	3,6%	

Leiðrétt fyrir arðgreiðslum. Heimild: Kodiak, útreikningar Hagfræðideildar

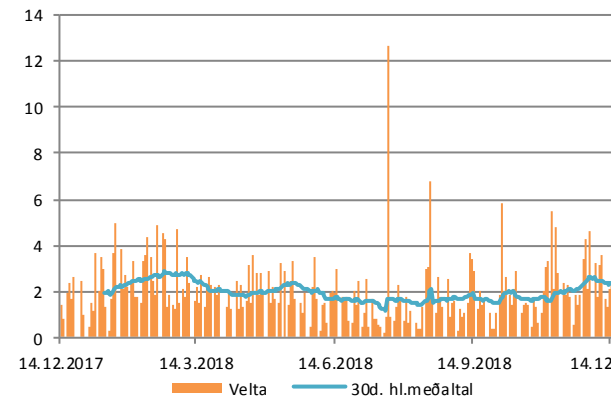
Úrvalsvísitalan



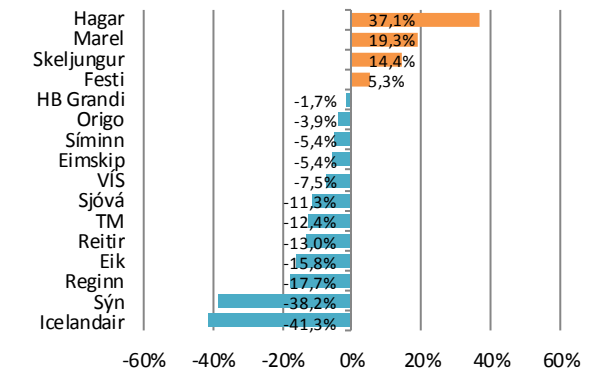
Breyting í vikunni



Velta



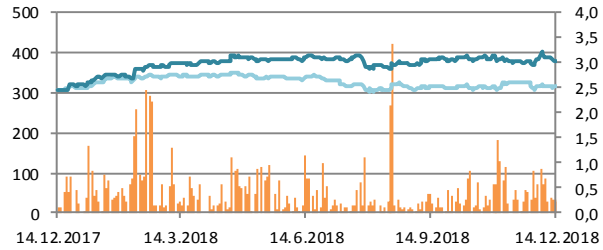
Síðan áramót



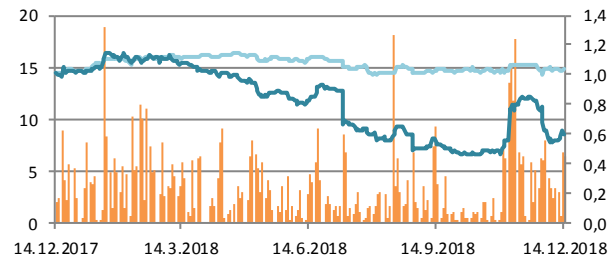
Hlutabréf

— Velta (h.ás, ma.kr./dag)
— Verð
— OMXIB

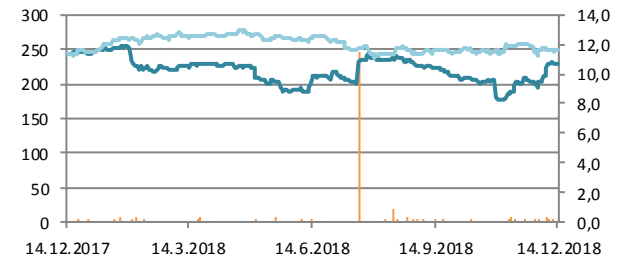
Marel



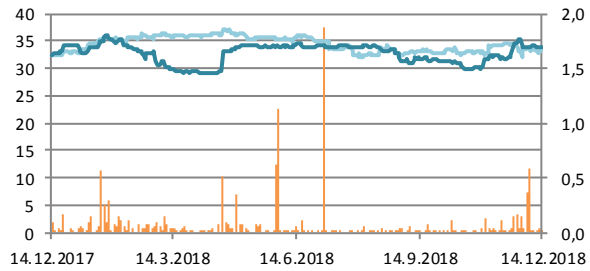
Icelandair



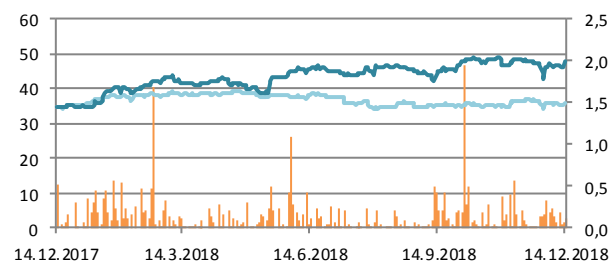
Eimskip



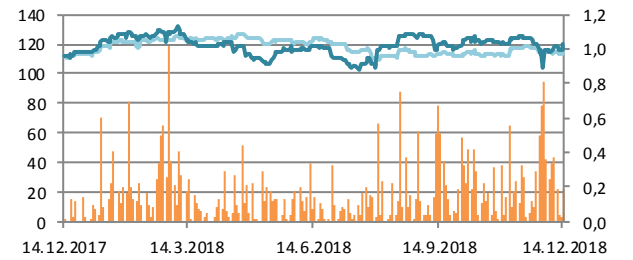
HB Grandi



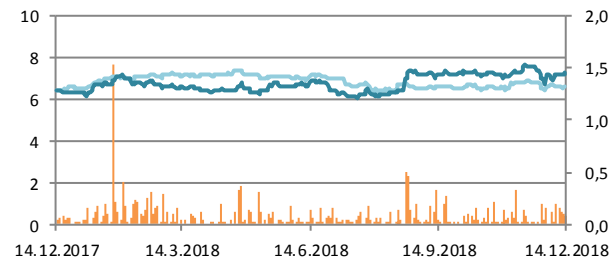
Hagar



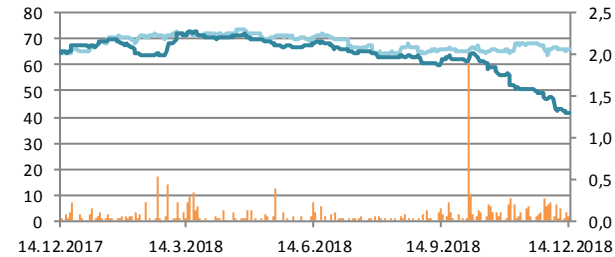
Festi



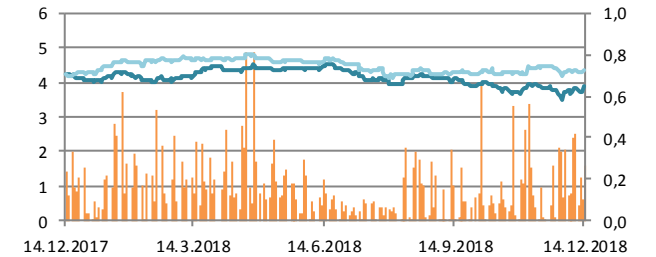
Skeljungur



Fjarskipti



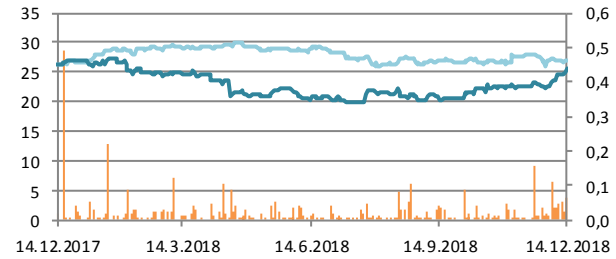
Síminn



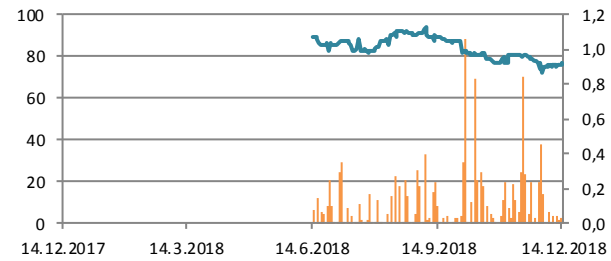
Hlutabréf

— Velta (h.ás, ma.kr./dag)
— Verð
— OMXIB

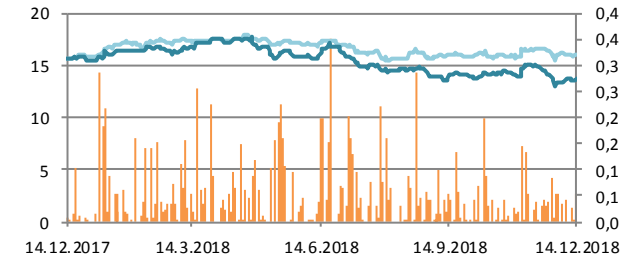
Origo



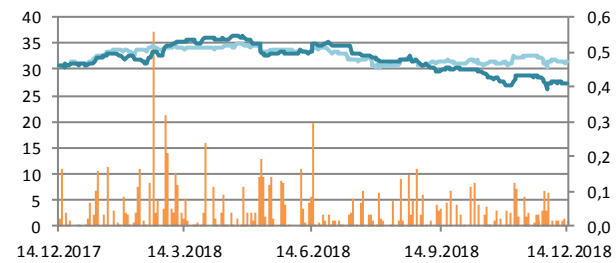
Arion



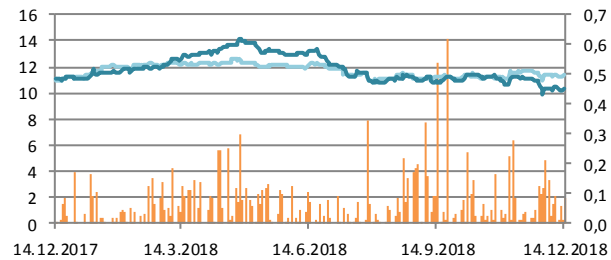
Sjóvá



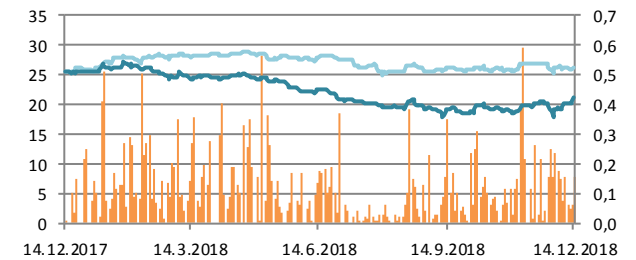
TM



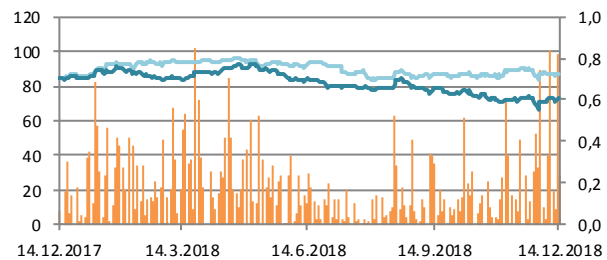
VÍS



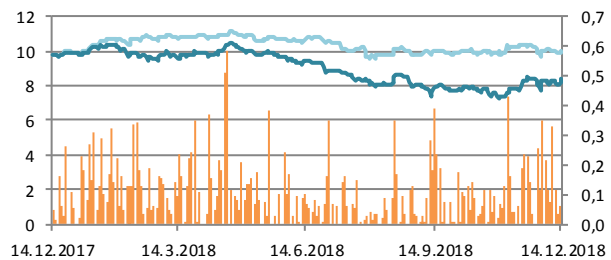
Reginn



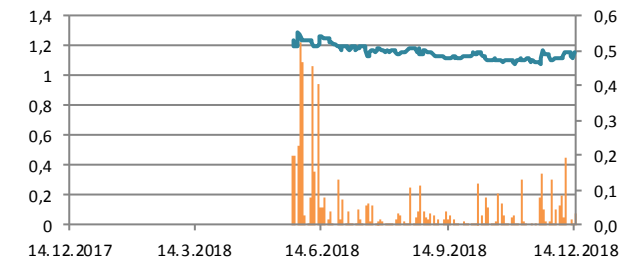
Reitir



Eik

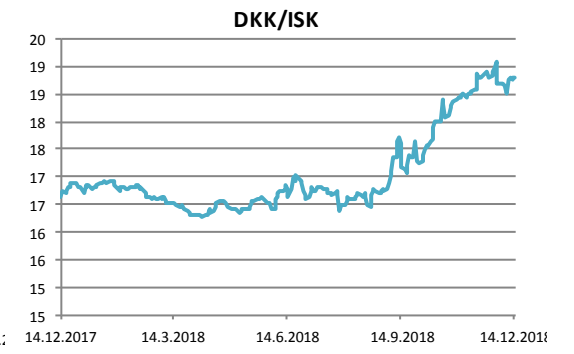
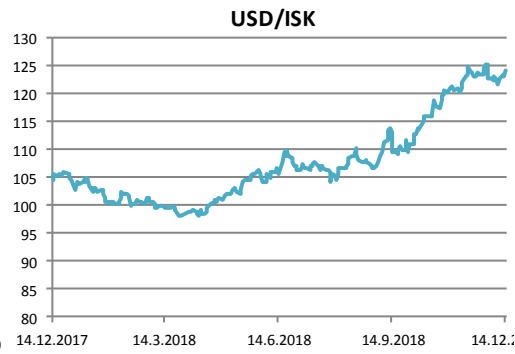


Heimavellir

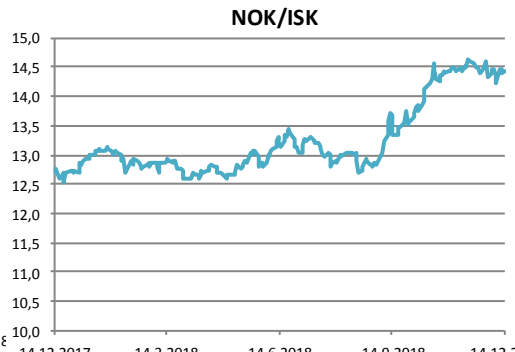
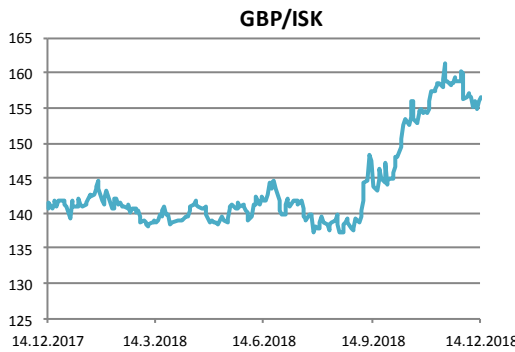
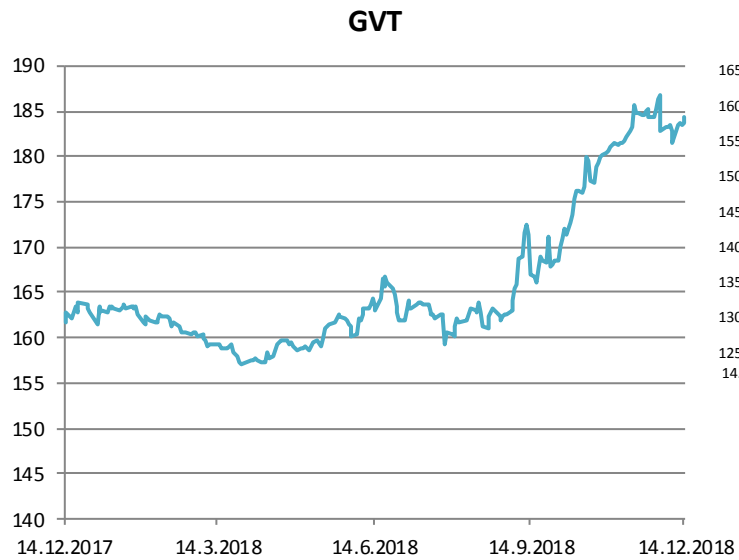


Gjaldeyrismarkaðurinn

Gengi ISK	14.des	áramót	Breyting síðan ...			
			1V	1M	3M	12M
GVT	184,4	13,2%	1,6%	-0,7%	10,4%	14,0%
EUR	140,4	12,3%	1,6%	-0,2%	9,5%	13,4%
USD	124,3	19,0%	2,2%	-0,5%	13,4%	18,6%
GBP	156,5	11,0%	0,9%	-3,0%	8,8%	11,1%
SEK	13,7	7,4%	1,3%	-0,2%	12,1%	9,4%
DKK	18,8	12,0%	1,6%	-0,3%	9,4%	13,1%
NOK	14,4	13,3%	1,3%	-1,5%	8,2%	13,5%
JPY	1,09	18,0%	1,6%	-0,1%	11,6%	17,8%



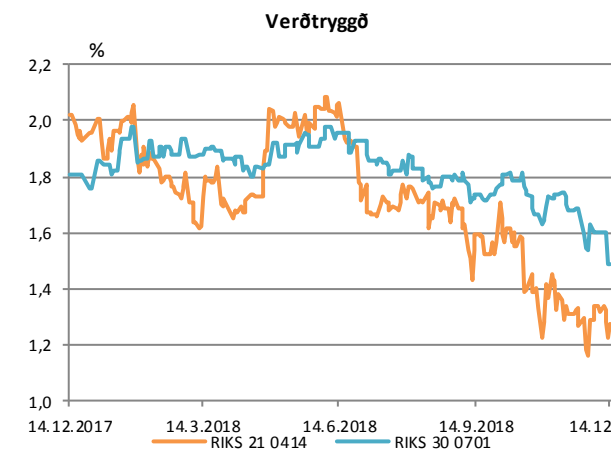
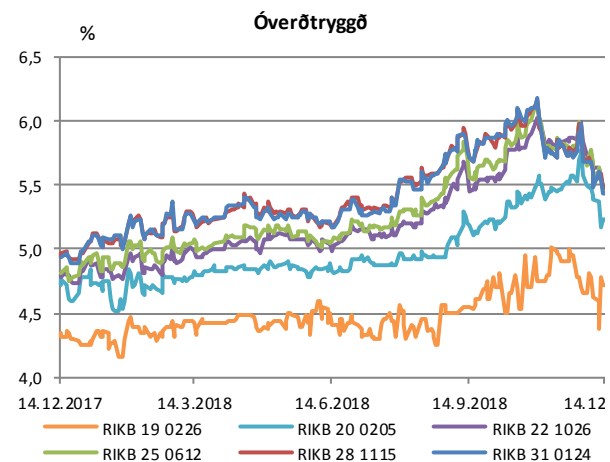
Miðgengi Seðlabanka Íslands. Heimild: Kodiak



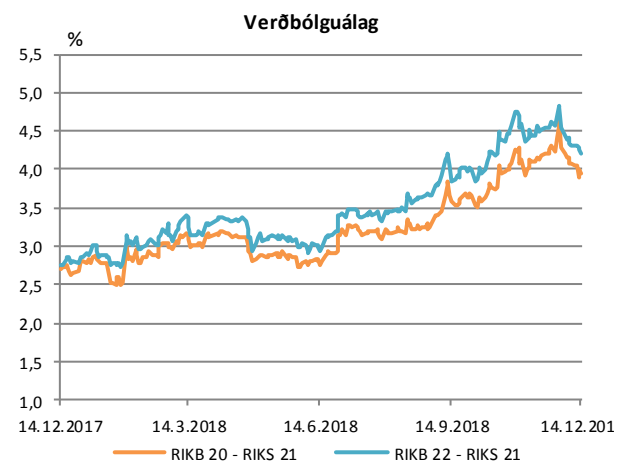
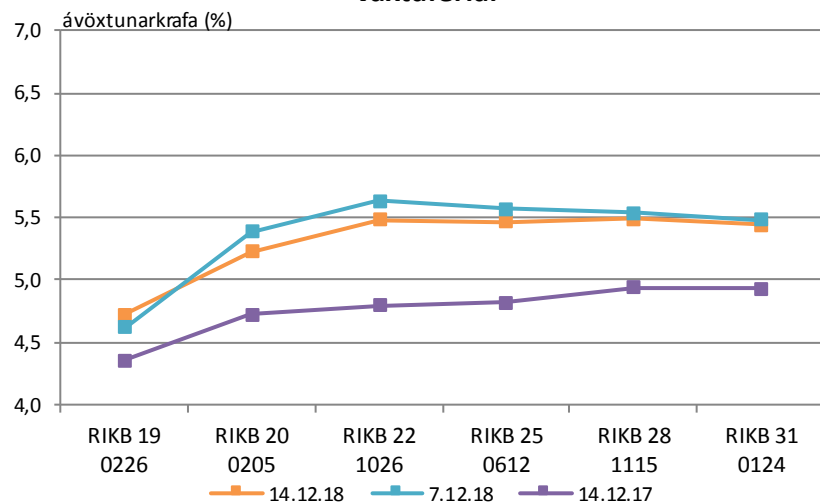
Ríkisbréf

	verð	krafa	velta (ma.kr./viku)	Breyting síðan ...				
				árm.	1V	1M	3M	12M
RIKB 19 0226	100,72	4,72	1,2	0,47	0,10	-0,23	0,17	0,37
RIKB 20 0205	101,08	5,23	1,5	0,45	-0,15	-0,24	0,04	0,51
RIKB 22 1026	105,98	5,48	2,8	0,66	-0,15	-0,36	0,03	0,69
RIKB 25 0612	113,50	5,46	1,5	0,58	-0,11	-0,37	-0,11	0,64
RIKB 28 1115	96,35	5,49	2,2	0,51	-0,05	-0,31	-0,23	0,55
RIKB 31 0124	109,18	5,44	1,8	0,45	-0,04	-0,42	-0,27	0,51
RIKS 21 0414	105,74	1,27	0,6	-0,69	-0,04	-0,06	-0,32	-0,75
RIKS 30 0701	118,55	1,49	1,2	-0,27	-0,11	-0,24	-0,25	-0,32

Heimild: Kodiak



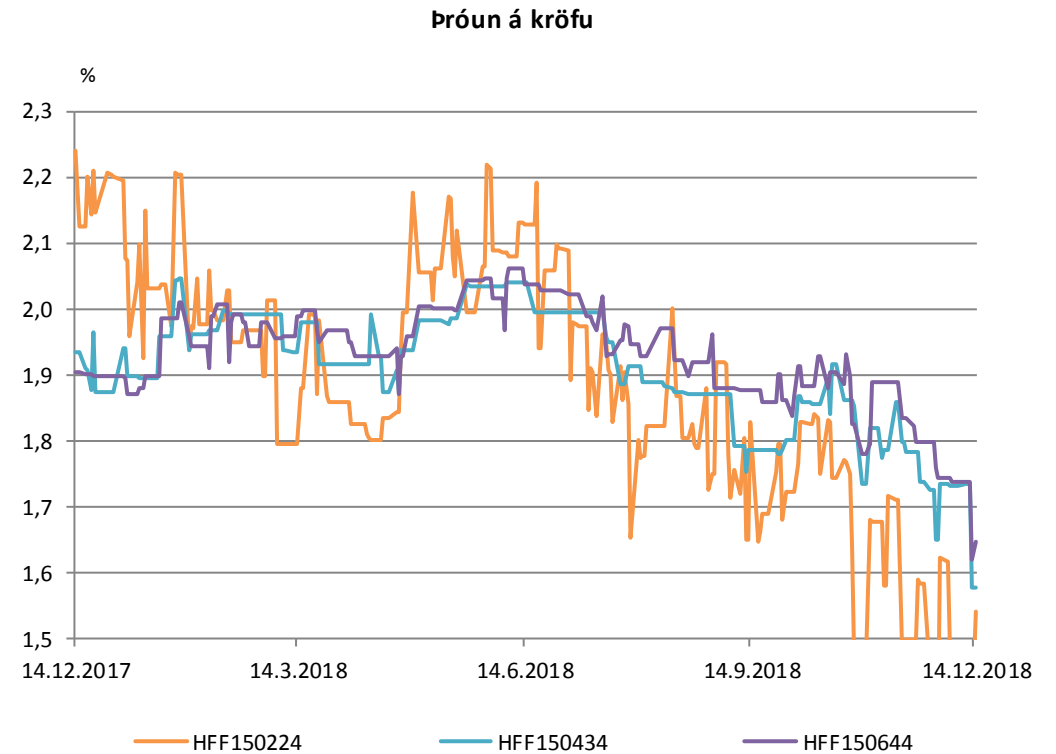
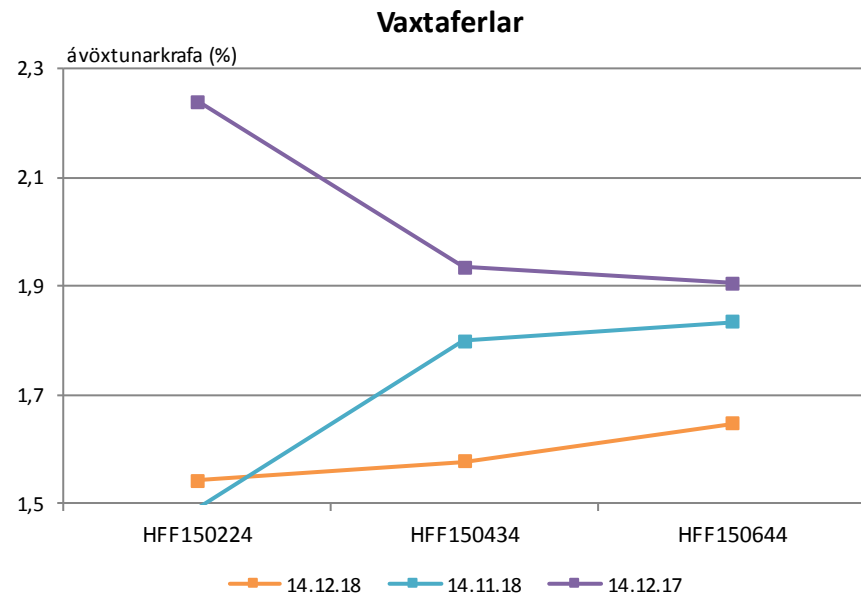
Vaxtaferlar



Íbúðabréf

	verð	krafa	velta (ma.kr./viku)	Breyting síðan ...				
				árm.	1V	1M	3M	12M
HFF150224	105,90	1,54	0,2	-0,66	0,06	0,05	-0,29	-0,70
HFF150434	117,09	1,58	0,0	-0,30	-0,16	-0,22	-0,21	-0,36
HFF150644	127,20	1,65	0,3	-0,25	-0,09	-0,19	-0,23	-0,26

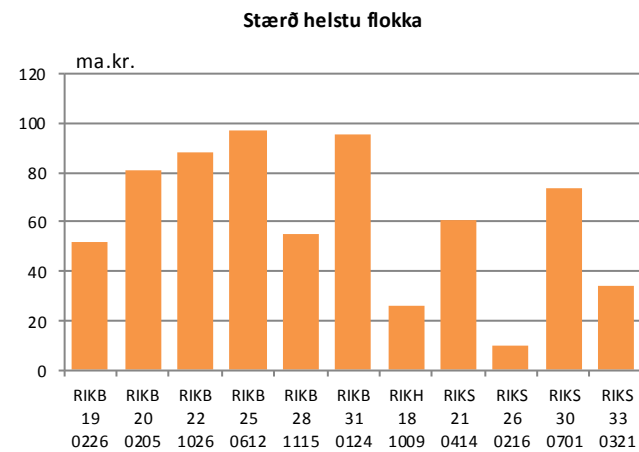
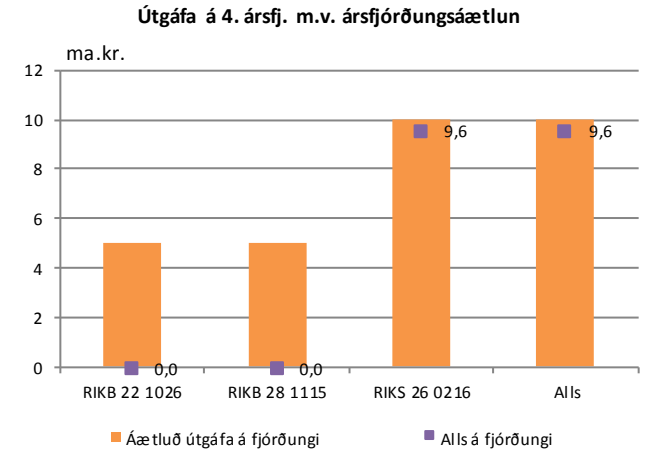
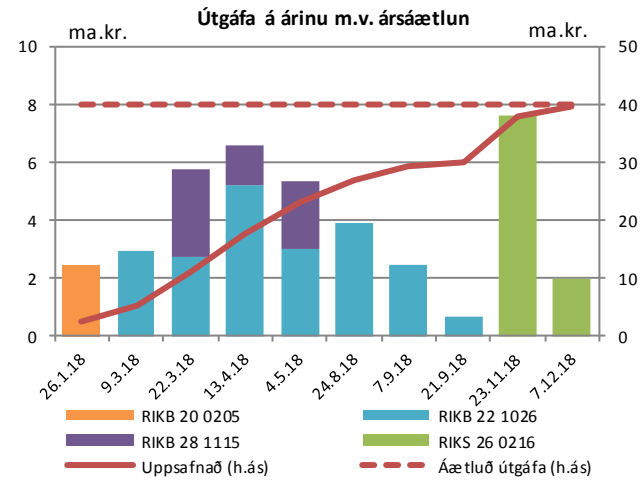
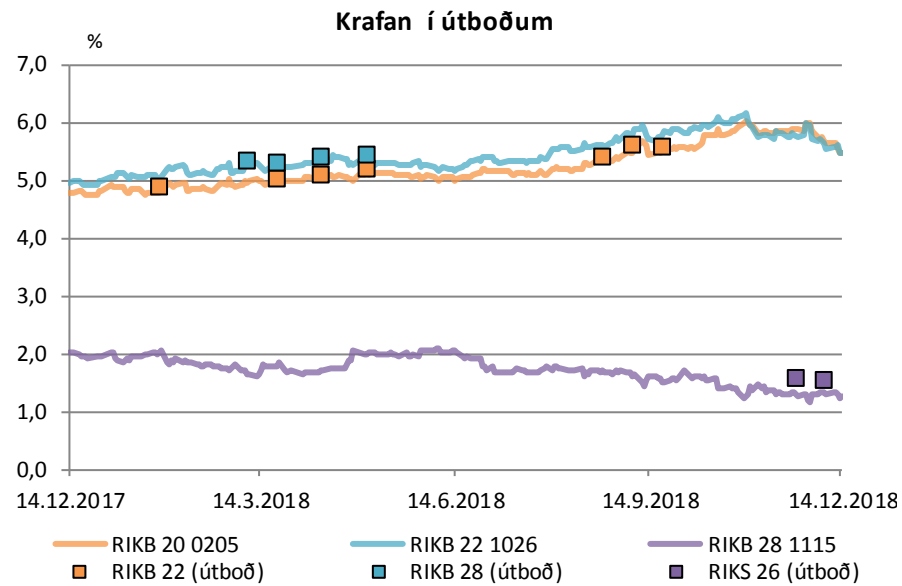
Heimild: Kodiak



Útboð ríkisbréfa

Seinustu útboð		Tilboð	Samþykkt	Verð	Krafa
Dags	Flokkur				
7.12.18	RIKS 26 0216	4,9	2,0	100,00	1,50
23.11.18	RIKS 26 0216	19,1	7,0	99,75	1,54
21.9.18	RIKB 22 1026	2,9	0,7	106,11	5,53
7.9.18	RIKB 22 1026	2,9	2,3	105,95	5,59
24.8.18	RIKB 22 1026	4,2	3,6	106,88	5,36
4.5.18	RIKB 22 1026	5,6	2,7	108,13	5,16
4.5.18	RIKB 28 1115	4,8	2,3	96,90	5,39

Að nafnvirði (ma.kr.) Heimild: Lánamál Ríkisins

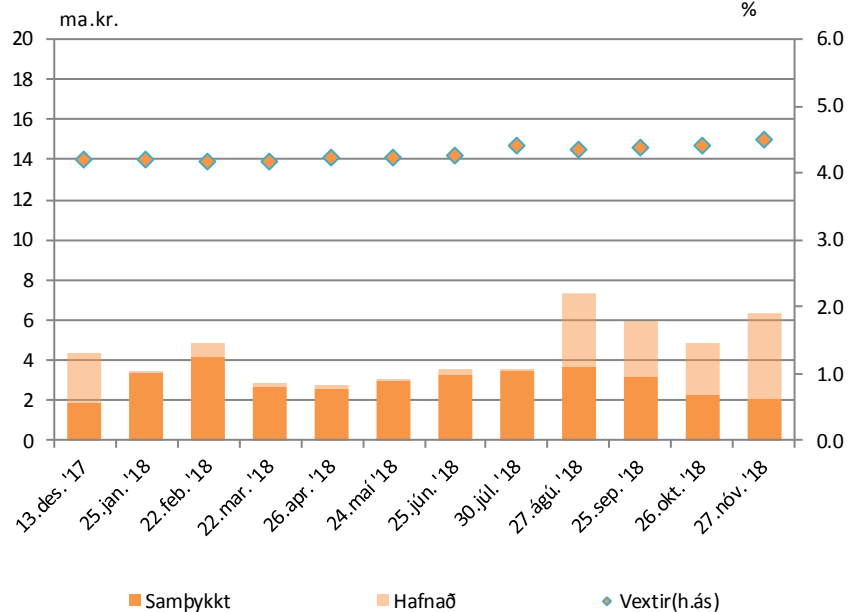


Útboð ríkisvixla

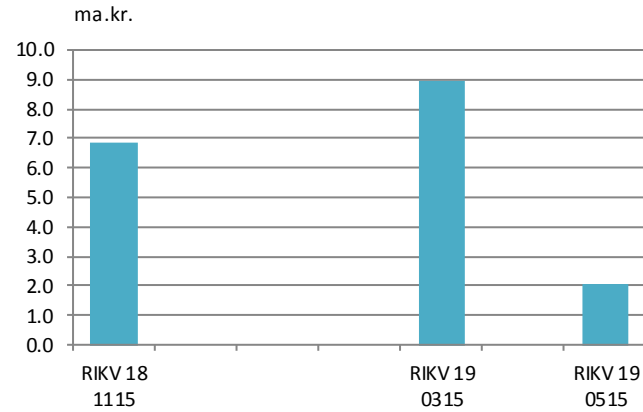
Dags.	Flokkur	Samþykkt	Vextir
27.11.18	RIKV 19 0515	2.0	4.50
26.10.18	RIKV 19 0315	2.2	4.43
25.09.18	RIKV 19 0315	3.2	4.40
27.08.18	RIKV 18 1115	3.6	4.35
30.07.18	RIKV 19 0315	3.5	4.43
25.06.18	RIKV 18 1115	3.3	4.26

Heimild: Lánamál ríkisins

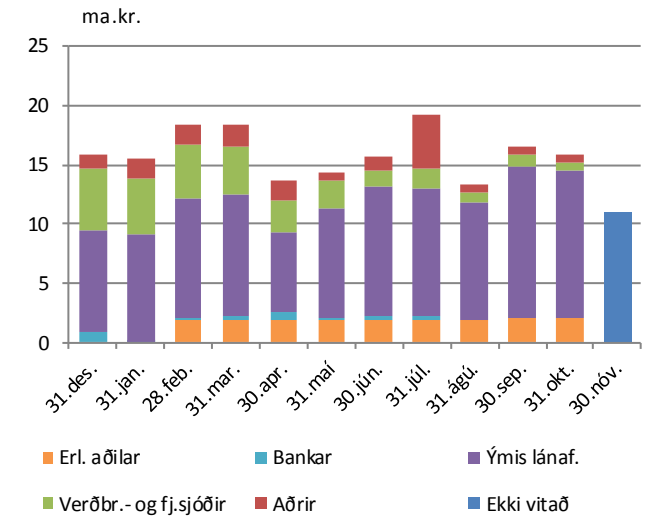
Niðurstaða útboða



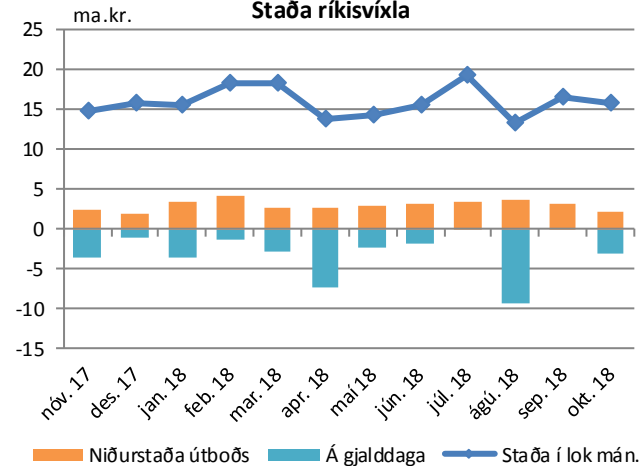
Útistandandi ríkisvixlar



Eigendaskipting



Staða ríkisvixla

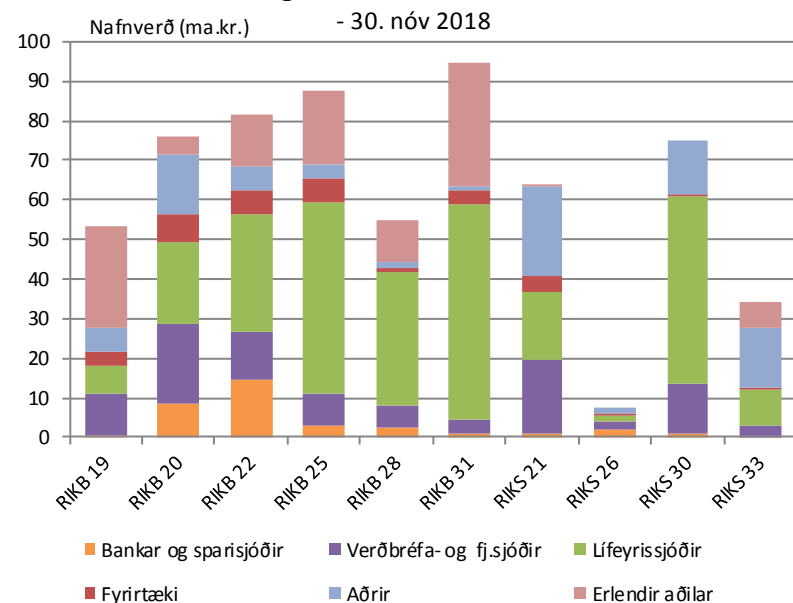


Eigendaskipti ríkisbréfa

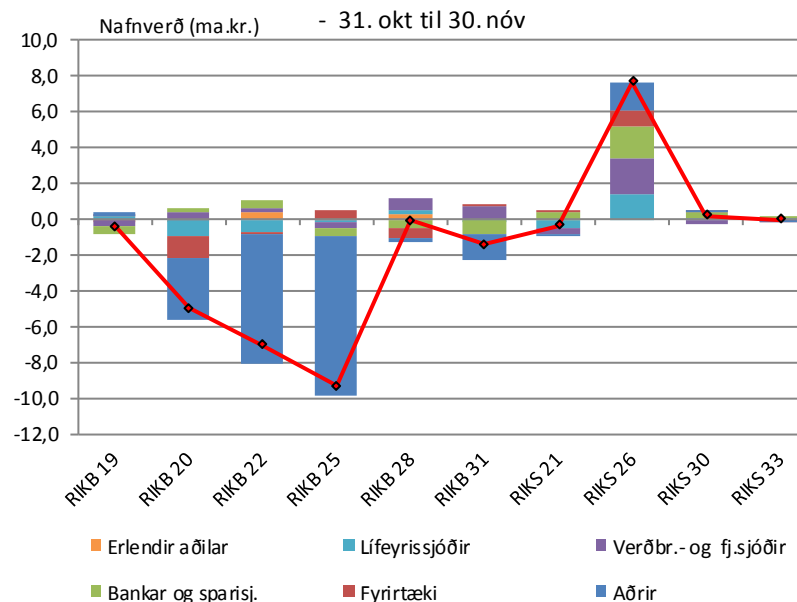
	Eigendaskipting (ma.kr.)										
	RIKB 19	RIKB 20	RIKB 22	RIKB 25	RIKB 28	RIKB 31	RIKS 21	RIKS 26	RIKS 30	RIKS 33	Alls
Bankar og sparisjóðir	0,6	8,3	14,7	3,1	2,3	0,9	0,9	1,9	0,9	0,1	33,7
Verðbréfa- og fj.sjóðir	10,6	20,4	12,1	7,9	5,6	3,5	18,7	2,0	12,5	3,1	96,4
Lífeyrissjóðir	6,7	20,5	29,6	48,4	34,1	54,5	17,2	1,4	47,6	8,6	268,7
Fyrirtæki	3,6	7,3	5,9	5,8	0,9	3,6	4,0	0,9	0,6	0,8	33,3
Aðrir	6,2	14,9	6,4	3,5	1,4	1,0	22,6	1,6	13,6	14,9	86,0
Erlendir aðilar	25,4	4,6	12,8	18,8	10,8	31,3	0,4	0,0	0,0	6,7	110,7
Nafnverð alls (ma.kr)	53,1	76,0	81,5	87,6	55,0	94,7	63,8	7,7	75,2	34,2	628,8

Heimild: Lánamál ríkisins

Eigendur ríkisverðbréfa



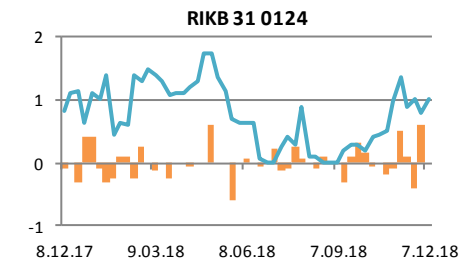
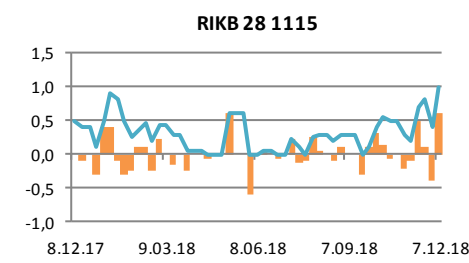
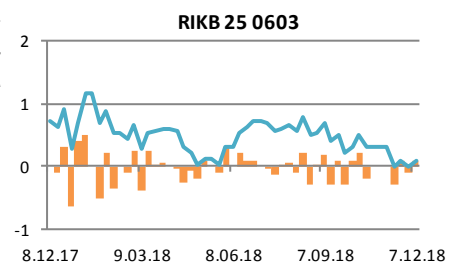
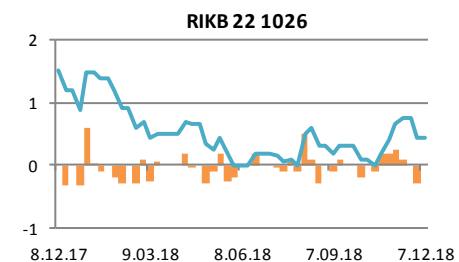
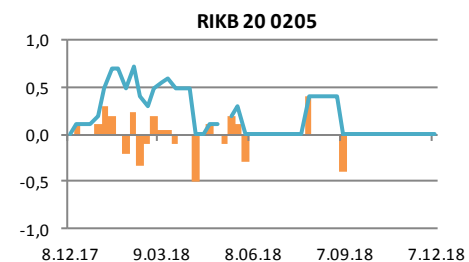
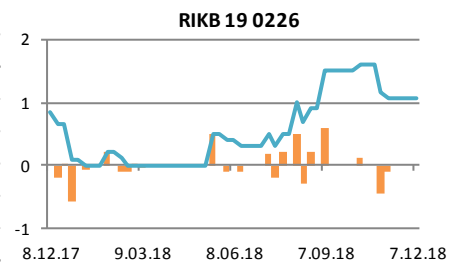
Breyting milli mánaða



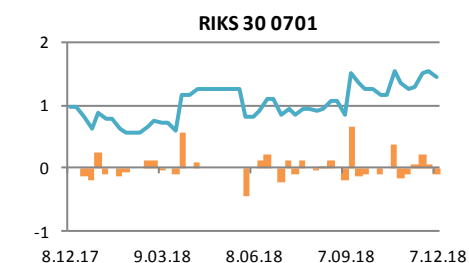
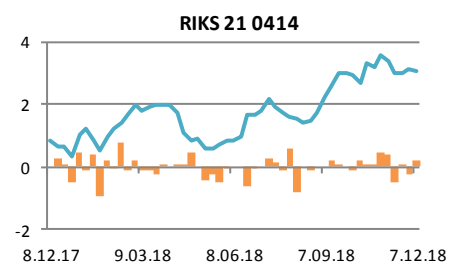
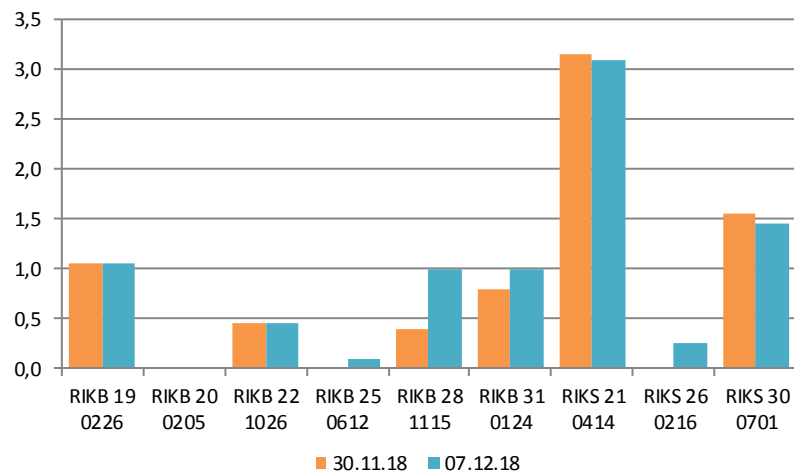
Verðbréfalán

Flokkur	Nafnverð (m.kr.)	Breyting síðan				
		1V	4V	12V	26V	52V
RIKB 19 0226	1.050	0	0	-450	655	202
RIKB 20 0205	0	0	0	0	0	0
RIKB 22 1026	450	0	-200	150	450	-1.057
RIKB 25 0612	100	100	-200	-300	-225	-625
RIKB 28 1115	1.000	600	800	700	1.000	500
RIKB 31 0124	1.000	200	-350	800	350	175
RIKS 21 0414	3.091	-68	-289	501	2.241	2.241
RIKS 26 0216	250					
RIKS 30 0701	1.450	-100	200	-50	650	481

Heimild: Lánamál Ríkisins



Breyting milli vikna



Innihald og form skjals þessa er unnið af starfsmönnum Hagfræðideildar Landsbankans hf. (hagfraedideild@landsbankinn.is) og byggist á aðgengilegum opinberum upplýsingum á þeim tíma sem greiningin var unnin. Mat á þeim upplýsingum endurspeglar skoðanir starfsmanna Hagfræðideildar Landsbankans á þeim degi þegar greiningin er dagsett, en þær geta breyst án fyrirvara.

Landsbankinn hf. og starfsfólk hans taka ekki ábyrgð á viðskiptum sem byggð eru á þeim upplýsingum og skoðunum sem hér eru settar fram.

Bent skal á að Landsbankinn hf. getur á hverjum tíma haft beinna eða óbeinna hagsmuna að gæta, ýmist sjálfur, dótturfélög hans eða fyrir hönd viðskiptamanna, s.s. sem fjárfestir, lánardrottinn eða þjónustuaðili. Greiningar eru engu að síður unnar sjálfstætt af Hagfræðideild Landsbankans og innan Landsbankans eru í gildi reglur um aðskilnað starfssviða sem eru aðgengilegar á vef bankans.

