



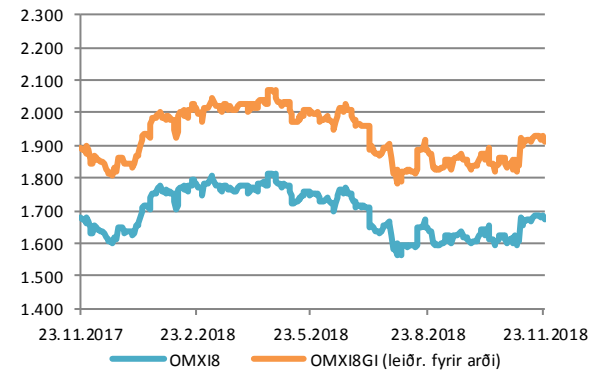
Vikubyrjun
Innlendar markaðsupplýsingar
26. nóvember 2018

Hlutabréf

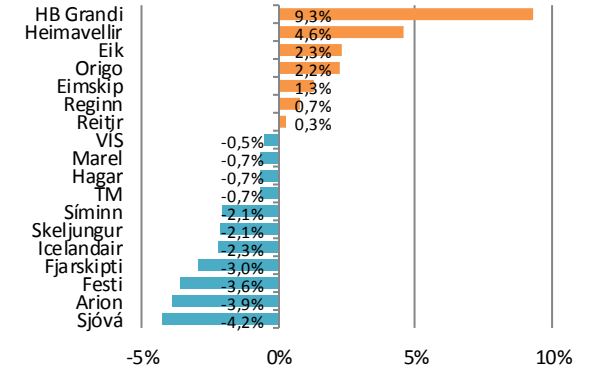
Félag	Verð	Velta (m.kr.)	Breyting síðan ...				
			áramót	1V	1M	3M	12M
OMX18	1670,7	6.708	2,2%	-0,9%	2,7%	1,5%	-0,3%
OMX18GI	1912,4		3,6%	-0,9%	2,7%	1,5%	1,0%
Marel	376,5	1.414	18,2%	-0,7%	-4,0%	0,7%	16,4%
Icelandair	11,7	1.003	-19,5%	-2,3%	72,0%	36,2%	-26,0%
Eimskip	202,5	492	-16,8%	1,3%	-1,9%	-13,1%	-17,7%
HB Grandi	34,8	338	1,3%	9,3%	16,6%	4,2%	6,5%
Hagar	47,5	58	35,8%	-0,7%	-2,1%	3,7%	29,3%
Festi	119,5	557	4,8%	-3,6%	-2,8%	-5,9%	3,9%
Skeljungur	7,4	38	16,7%	-2,1%	1,1%	2,1%	3,4%
Fjarskipti	49,1	229	-27,6%	-3,0%	-15,3%	-22,1%	-26,5%
Síminn	3,8	375	-7,8%	-2,1%	0,5%	-10,2%	-9,4%
Origo	23,0	227	-14,2%	2,2%	2,4%	9,5%	-14,3%
Arion	77,3	336		-3,9%	-0,9%	-15,1%	
Sjóvá	14,2	180	-8,4%	-4,2%	-1,5%	-4,2%	-11,4%
VÍS	11,0	79	-1,4%	-0,5%	-2,7%	-4,2%	-3,6%
TM	28,5	90	-8,6%	-0,7%	0,9%	-12,6%	-10,2%
Reginn	20,3	321	-20,9%	0,7%	6,0%	1,5%	-21,7%
Reitir	73,2	530	-13,4%	0,3%	0,1%	-11,3%	-15,5%
Eik	8,4	440	-15,0%	2,3%	12,5%	-0,6%	-14,5%
Heimavellir	1,1	325		4,6%	4,6%	-3,4%	

Leiðrétt fyrir arðgreiðslum. Heimild: Kodiak, útreikningar Hagfræðideildar

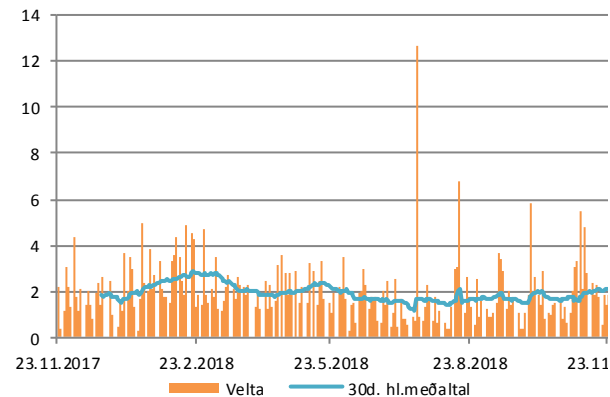
Úrvalsvísitalan



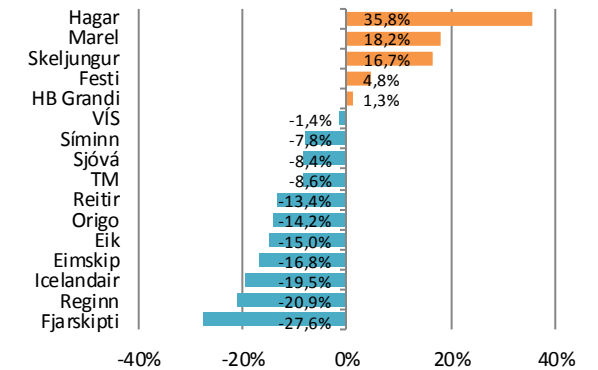
Breyting í vikunni



Velta



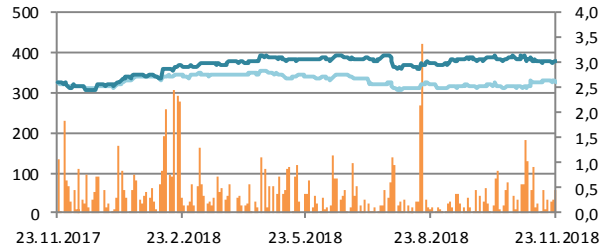
Síðan áramót



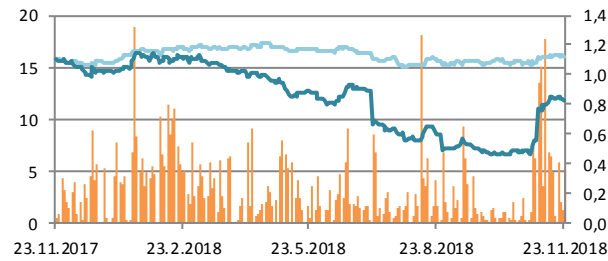
Hlutabréf

— Velta (h.ás, ma.kr./dag)
— Verð
— OMXIB

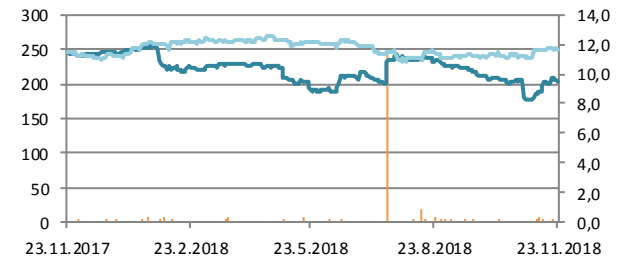
Marel



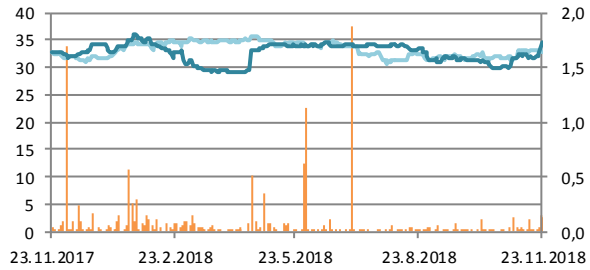
Icelandair



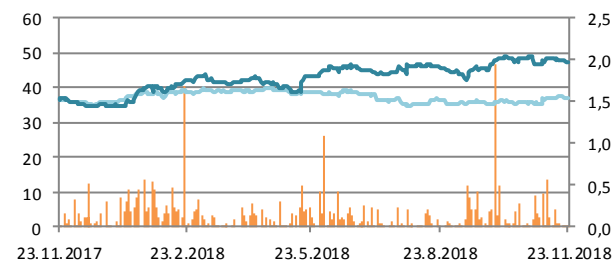
Eimskip



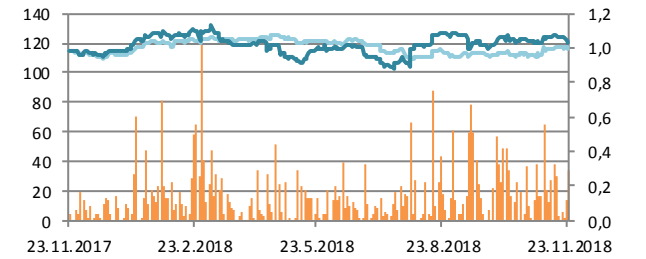
HB Grandi



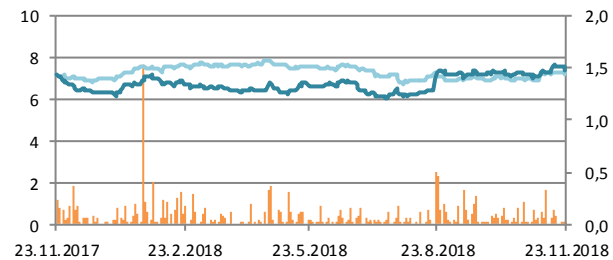
Hagar



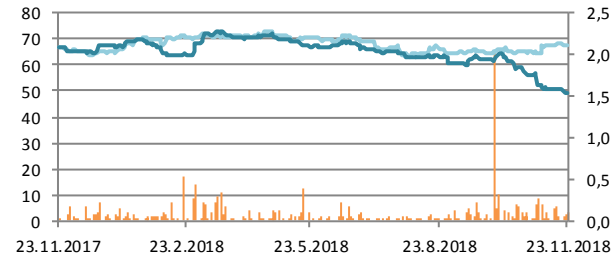
Festi



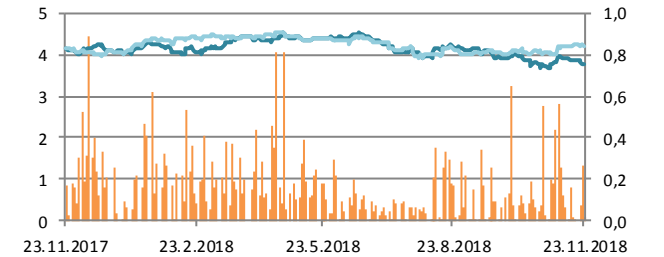
Skeljungur



Fjarskipti



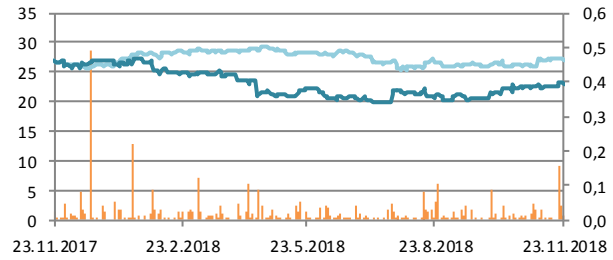
Síminn



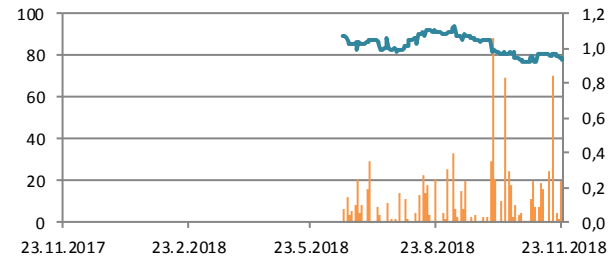
Hlutabréf

— Velta (h.ás, ma.kr./dag)
— Verð
— OMXIB

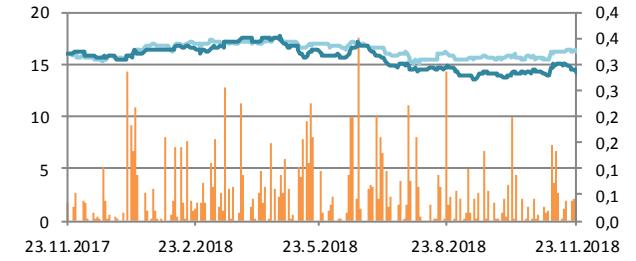
Origo



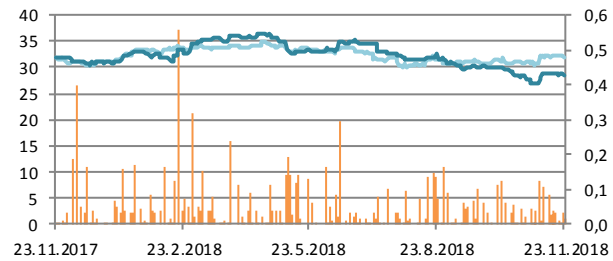
Arion



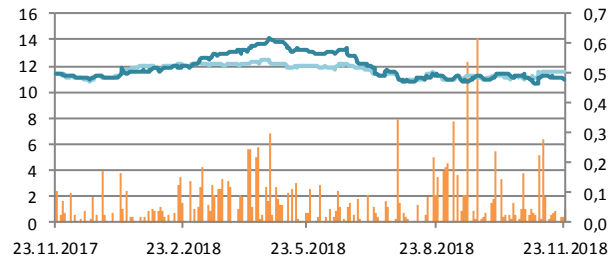
Sjóvá



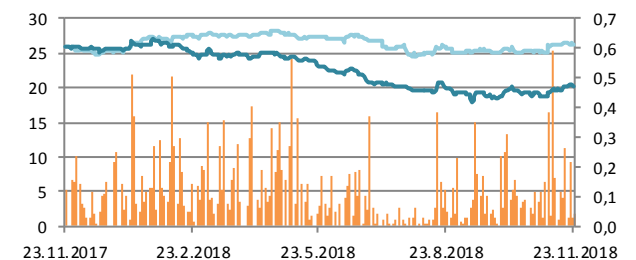
TM



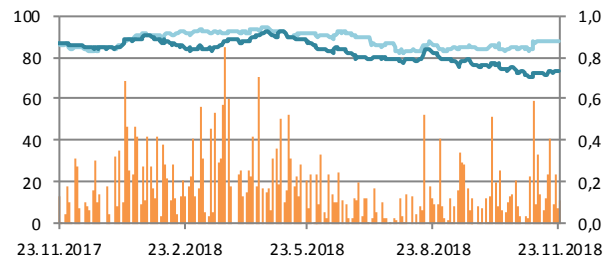
VÍS



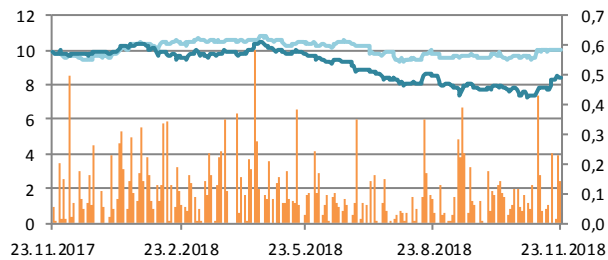
Reginn



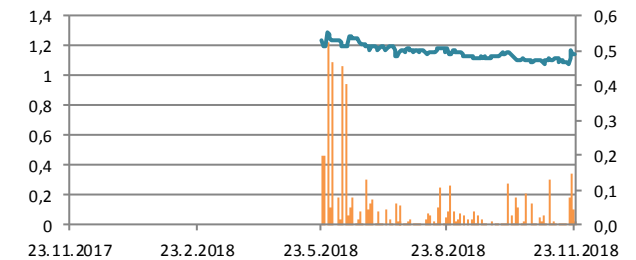
Reitir



Eik

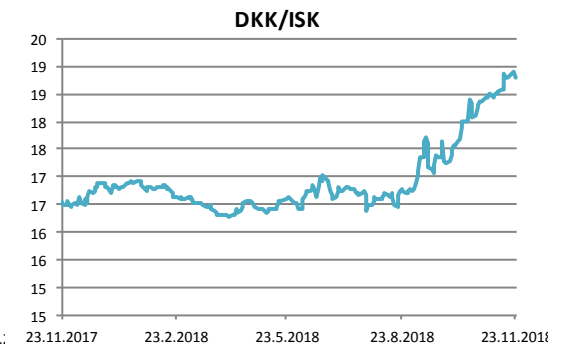
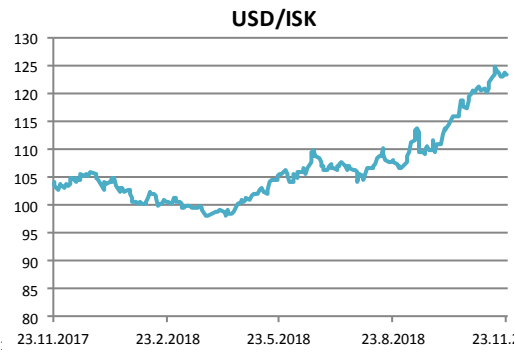
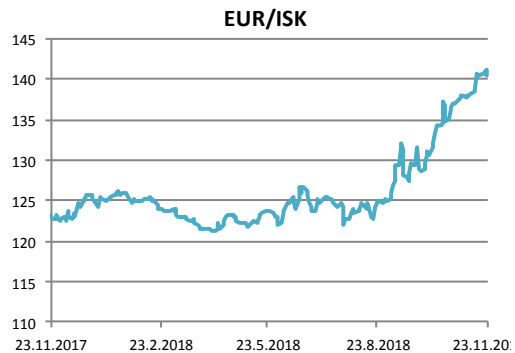


Heimavellir

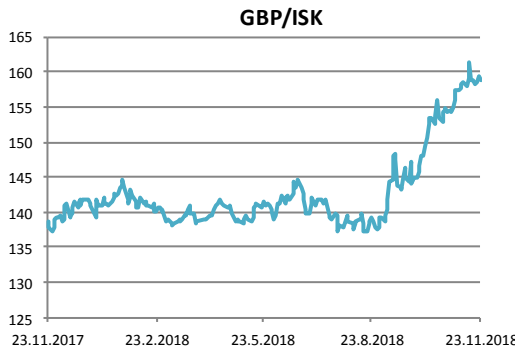
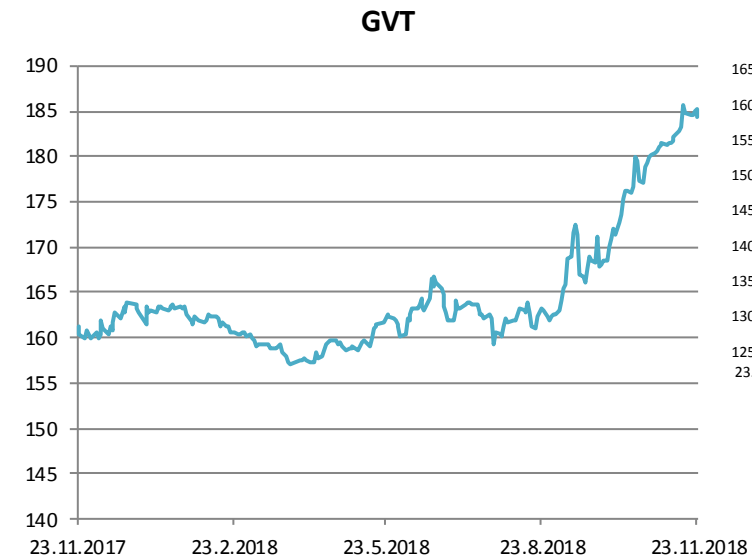


Gjaldeyrismarkaðurinn

Gengi ISK	23.nóv	áramót	Breyting síðan ...			
			1V	1M	3M	12M
GVT	184,4	13,3%	-0,2%	3,1%	13,1%	14,4%
EUR	140,4	12,3%	0,0%	3,0%	12,3%	13,9%
USD	123,7	18,4%	-0,2%	4,1%	14,4%	18,7%
GBP	158,7	12,6%	-0,1%	2,9%	14,0%	14,6%
SEK	13,6	7,1%	-0,5%	3,3%	14,5%	8,7%
DKK	18,8	12,0%	0,0%	3,0%	12,3%	13,6%
NOK	14,4	13,2%	-1,4%	0,4%	11,3%	12,5%
JPY	1,10	18,1%	0,2%	3,6%	12,4%	17,1%



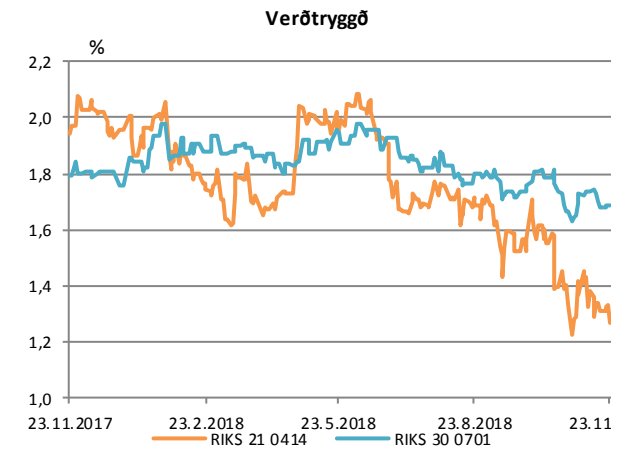
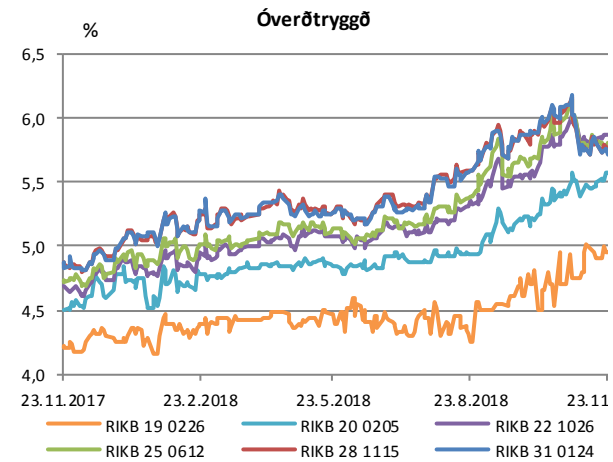
Miðgengi Seðlabanka Íslands. Heimild: Kodiak



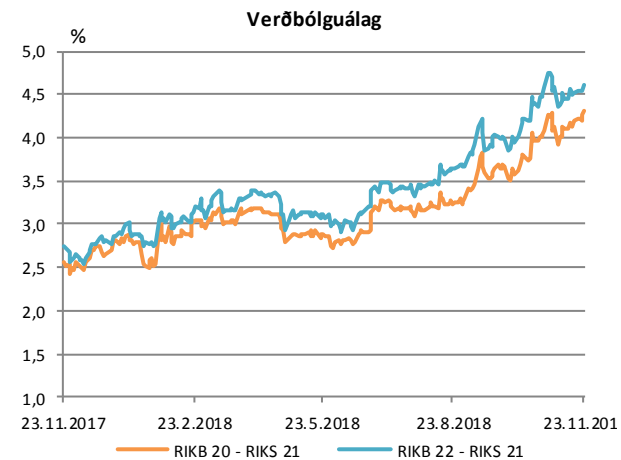
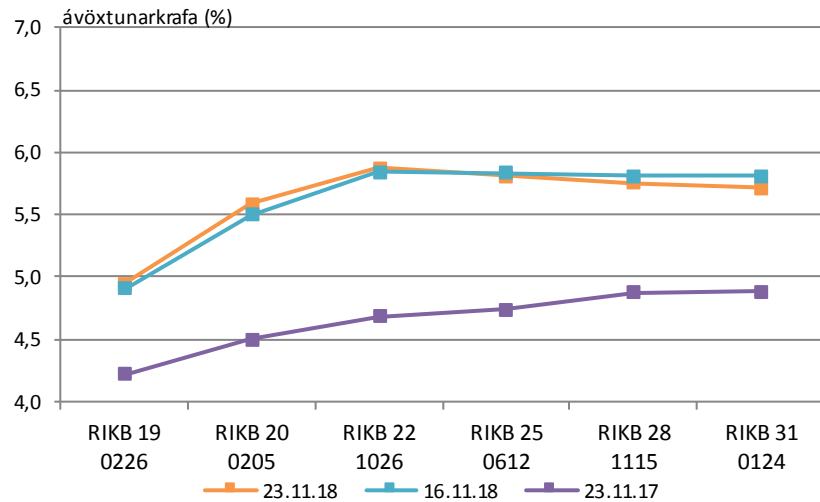
Ríkisbréf

	verð	krafa	velta (ma.kr./viku)	Breyting síðan ...				
				árm.	1V	1M	3M	12M
RIKB 19 0226	100,88	4,95	0,0	0,70	0,04	0,25	0,70	0,73
RIKB 20 0205	100,73	5,58	7,0	0,81	0,08	0,19	0,64	1,08
RIKB 22 1026	104,68	5,87	8,5	1,05	0,03	0,01	0,52	1,19
RIKB 25 0612	111,60	5,81	10,5	0,93	-0,02	-0,20	0,42	1,07
RIKB 28 1115	94,38	5,76	2,9	0,78	-0,06	-0,32	0,17	0,88
RIKB 31 0124	106,75	5,71	3,9	0,72	-0,10	-0,38	0,13	0,83
RIKS 21 0414	105,90	1,26	1,0	-0,70	-0,05	-0,12	-0,45	-0,68
RIKS 30 0701	116,29	1,69	0,0	-0,07	0,01	0,00	-0,11	-0,10

Heimild: Kodiak



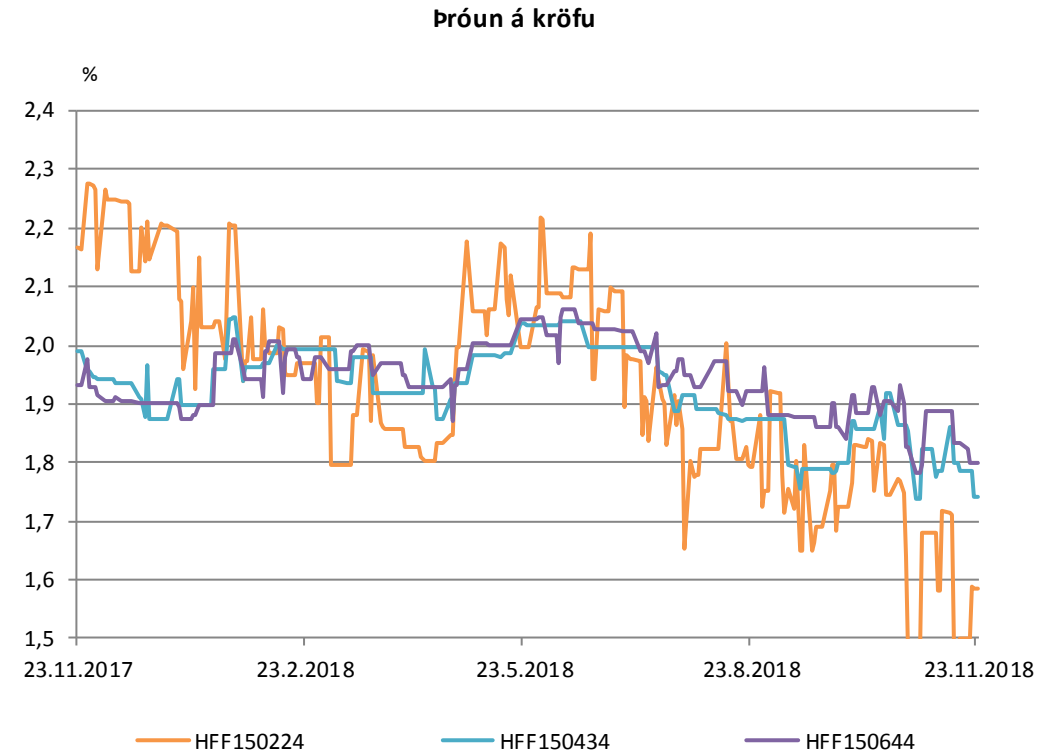
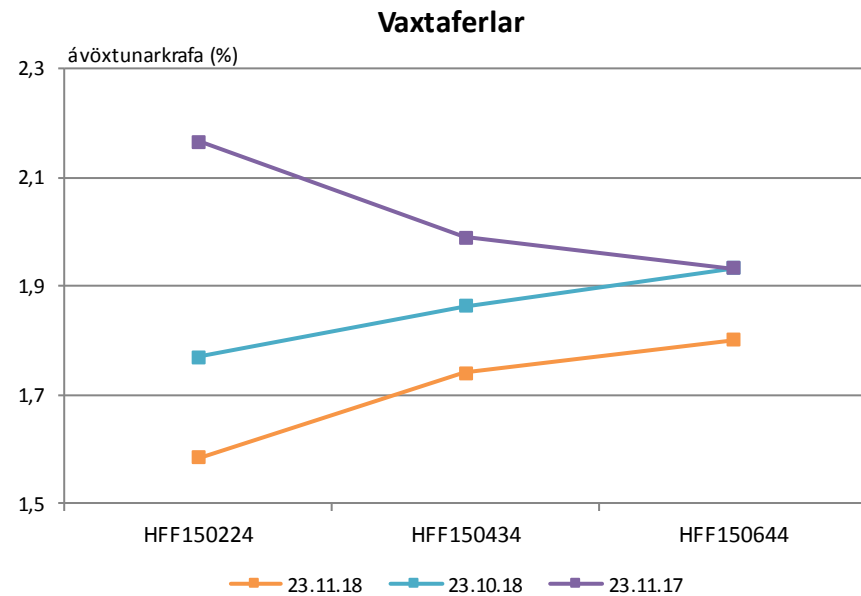
Vaxtaferlar



Íbúðabréf

	verð	krafa	velta (ma.kr./viku)	árm.	Breyting síðan ...			
					1V	1M	3M	12M
HFF150224	105,90	1,58	0,0	-0,62	0,08	-0,18	-0,21	-0,58
HFF150434	115,80	1,74	0,3	-0,13	-0,04	-0,12	-0,13	-0,25
HFF150644	124,71	1,80	0,1	-0,10	-0,03	-0,13	-0,12	-0,13

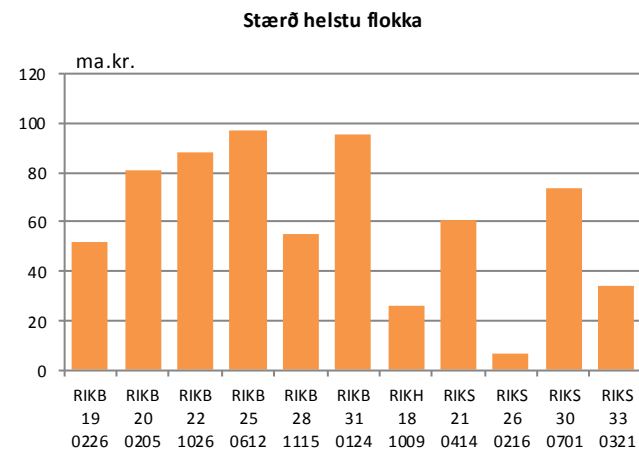
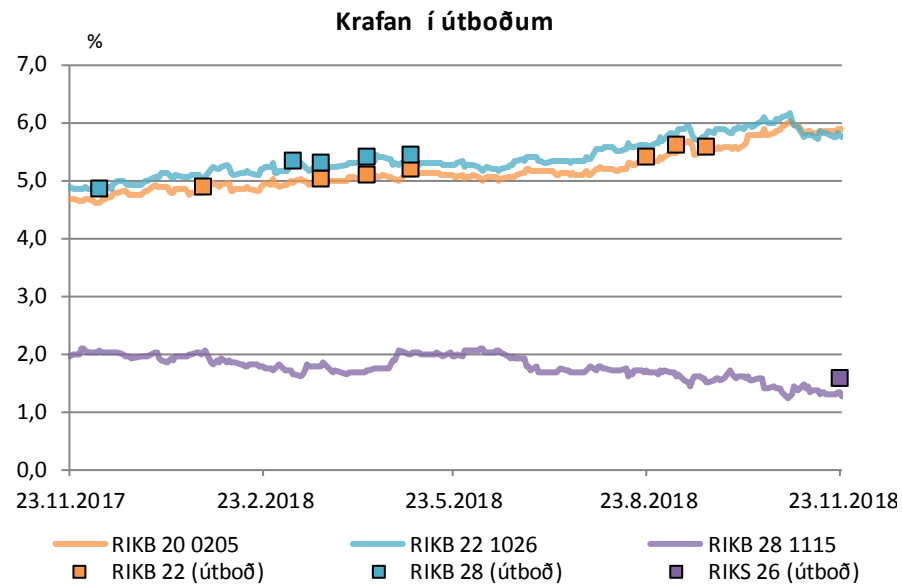
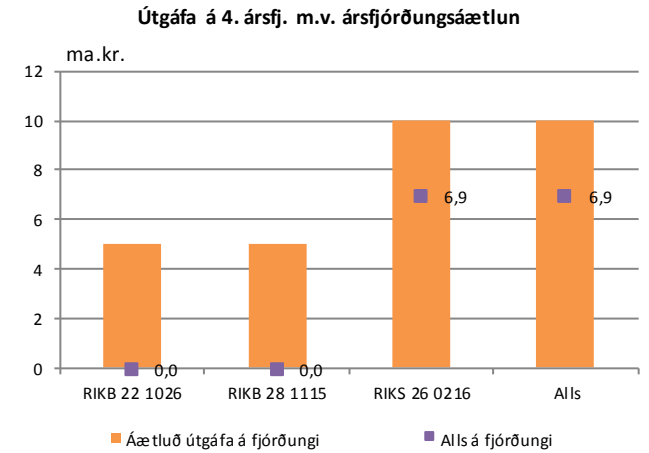
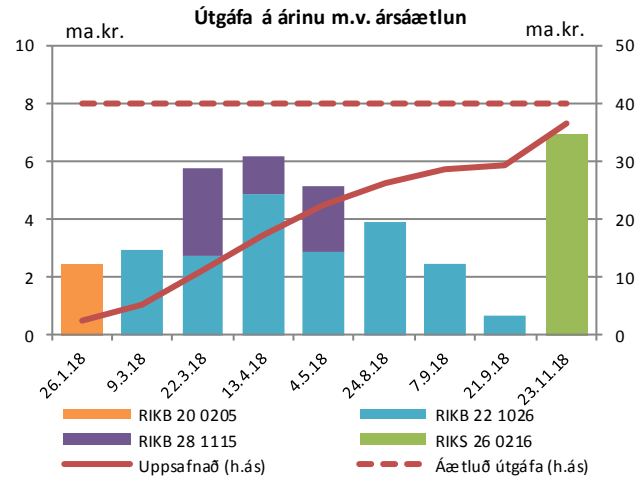
Heimild: Kodiak



Útboð ríkisbréfa

Seinustu útboð		Tilboð	Samþykkt	Verð	Krafa
Dags	Flokkur				
23.11.18	RIKS 26 0216	19,1	7,0	99,75	1,54
21.9.18	RIKB 22 1026	2,9	0,7	106,11	5,53
7.9.18	RIKB 22 1026	2,9	2,3	105,95	5,59
24.8.18	RIKB 22 1026	4,2	3,6	106,88	5,36
4.5.18	RIKB 22 1026	5,6	2,7	108,13	5,16
4.5.18	RIKB 28 1115	4,8	2,3	96,90	5,39

Að nafnvirði (ma.kr.) Heimild: Lánamál Ríkisins

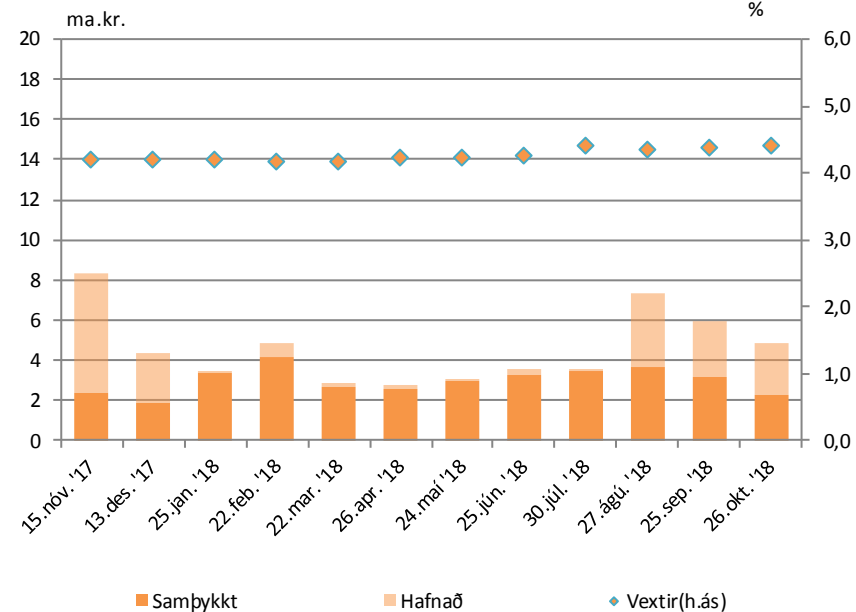


Útboð ríkisvixla

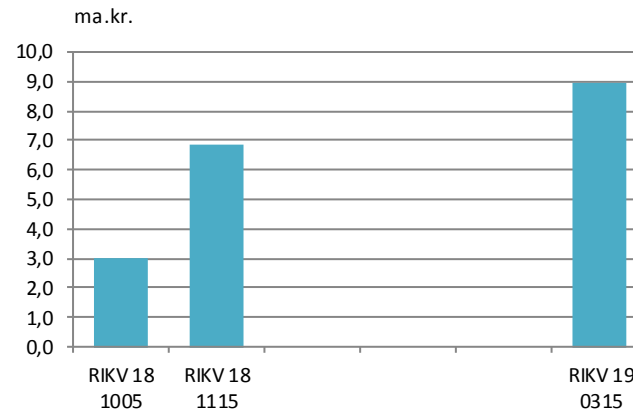
Dags.	Flokkur	Samþykkt	Vextir
26.10.18	RIKV 19 0315	2,2	4,43
25.09.18	RIKV 19 0315	3,2	4,40
27.08.18	RIKV 18 1115	3,6	4,35
30.07.18	RIKV 19 0315	3,5	4,43
25.06.18	RIKV 18 1115	3,3	4,26
24.05.18	RIKV 18 1005	3,0	4,24

Heimild: Lánamál ríkisins

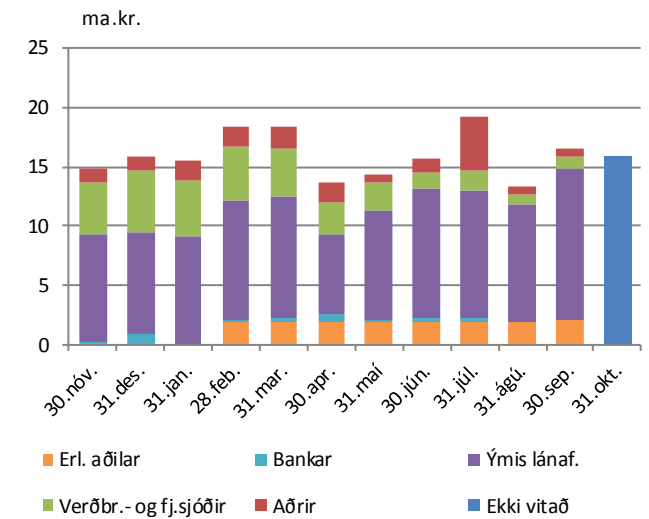
Niðurstaða útboða



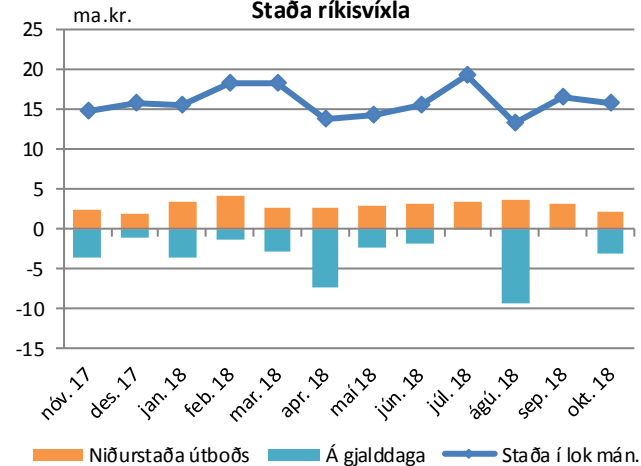
Útistandandi ríkisvixlar



Eigendaskipting



Staða ríkisvixla

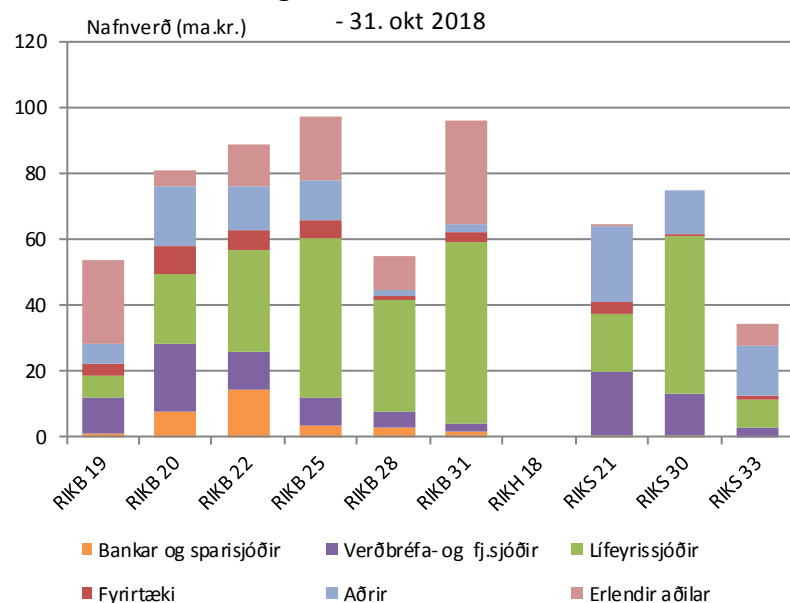


Eigendaskipti ríkisbréfa

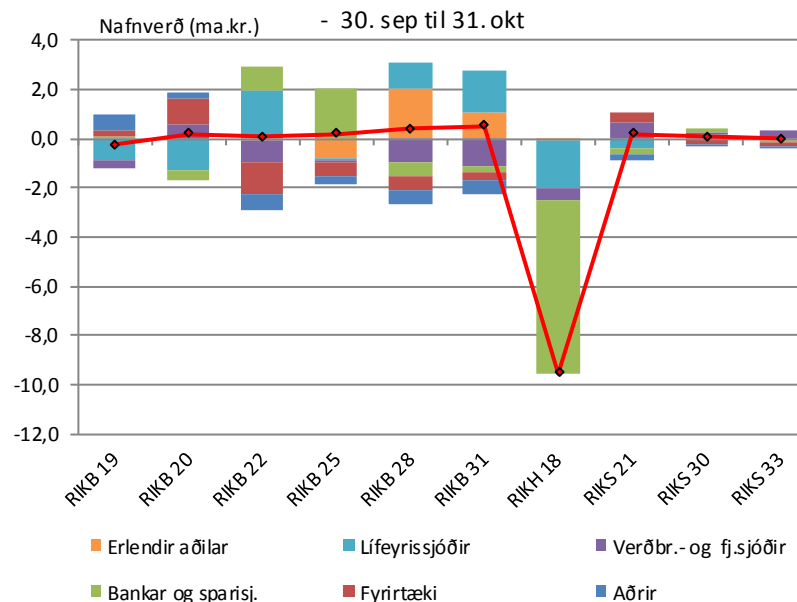
	Eigendaskipting (ma.kr.)										
	RIKB 19	RIKB 20	RIKB 22	RIKB 25	RIKB 28	RIKB 31	RIKH 18	RIKS 21	RIKS 30	RIKS 33	Alls
Bankar og sparisjóðir	1,1	8,0	14,3	3,6	2,8	1,6	0,0	0,5	0,6	0,0	32,5
Verðbréfa- og fj.sjóðir	10,9	20,0	11,9	8,2	4,9	2,7	0,0	19,1	12,8	3,1	93,6
Lífeyrissjóðir	6,5	21,4	30,3	48,6	33,8	54,6	0,0	17,7	47,5	8,6	268,9
Fyrirtæki	3,6	8,5	6,0	5,3	1,4	3,4	0,0	3,9	0,6	0,8	33,6
Aðrir	6,0	18,4	13,6	12,5	1,7	2,5	0,0	22,6	13,6	14,9	105,7
Erlendir aðilar	25,4	4,7	12,4	18,8	10,5	31,3	0,0	0,4	0,0	6,7	110,3
Nafnverð alls (ma.kr)	53,5	81,0	88,5	97,0	55,1	96,1	0,0	64,1	75,0	34,2	644,6

Heimild: Lánamál ríkisins

Eigendur ríkisverðbréfa



Breyting milli mánaða

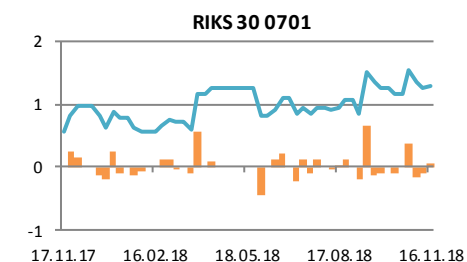
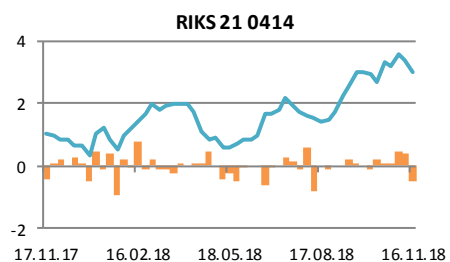
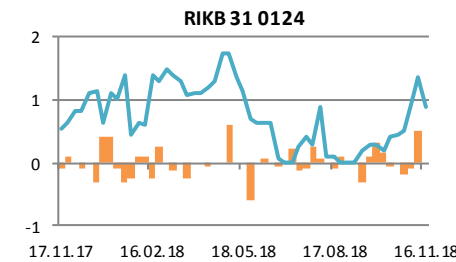
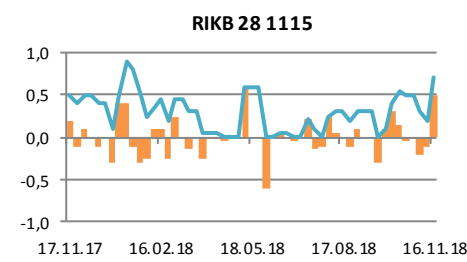
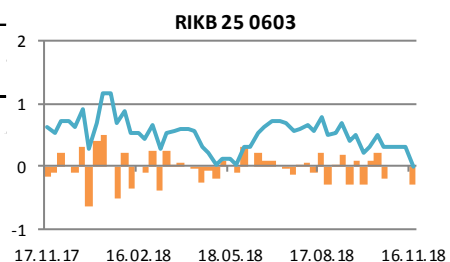
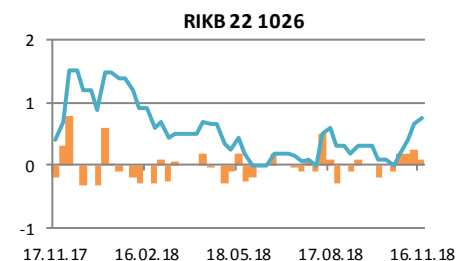
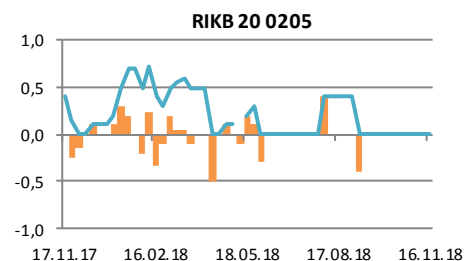
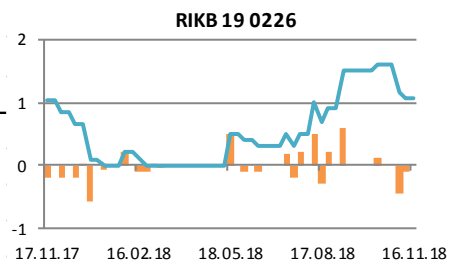
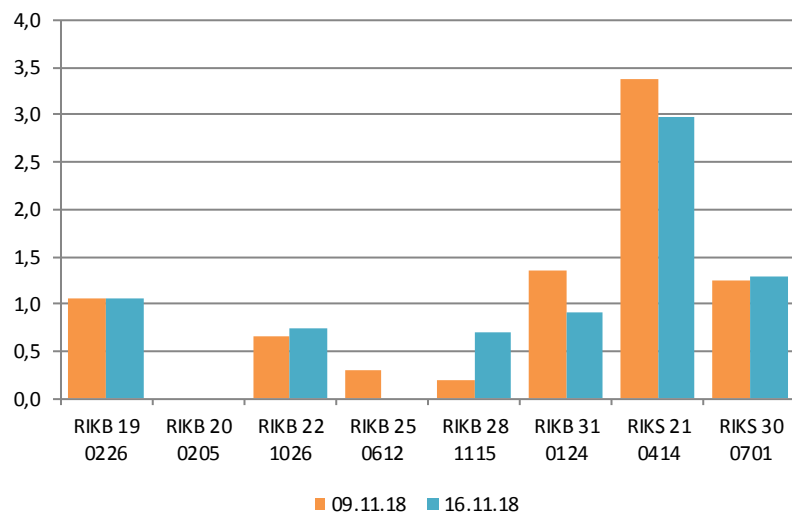


Verðbréfalán

Flokkur	Nafnverð (m.kr.)	Breyting síðan				
		1V	4V	12V	26V	52V
RIKB 19 0226	1.050	0	-550	150	555	2
RIKB 20 0205	0	0	0	-400	-200	-400
RIKB 22 1026	750	100	750	450	300	350
RIKB 25 0612	0	-300	-300	-500	-125	-625
RIKB 28 1115	700	500	200	500	100	200
RIKB 31 0124	900	-450	440	900	-250	375
RIKS 21 0414	2.980	-400	-330	1.525	2.380	1.930
RIKS 30 0701	1.300	50	150	250	50	731

Heimild: Lánamál Ríkisins

Breyting milli vikna



Innihald og form skjals þessa er unnið af starfsmönnum Hagfræðideildar Landsbankans hf. (hagfraedideild@landsbankinn.is) og byggist á aðgengilegum opinberum upplýsingum á þeim tíma sem greiningin var unnin. Mat á þeim upplýsingum endurspeglar skoðanir starfsmanna Hagfræðideildar Landsbankans á þeim degi þegar greiningin er dagsett, en þær geta breyst án fyrirvara.

Landsbankinn hf. og starfsfólk hans taka ekki ábyrgð á viðskiptum sem byggð eru á þeim upplýsingum og skoðunum sem hér eru settar fram.

Bent skal á að Landsbankinn hf. getur á hverjum tíma haft beinna eða óbeinna hagsmuna að gæta, ýmist sjálfur, dótturfélög hans eða fyrir hönd viðskiptamanna, s.s. sem fjárfestir, lánardrottinn eða þjónustuaðili. Greiningar eru engu að síður unnar sjálfstætt af Hagfræðideild Landsbankans og innan Landsbankans eru í gildi reglur um aðskilnað starfssviða sem eru aðgengilegar á vef bankans.

