



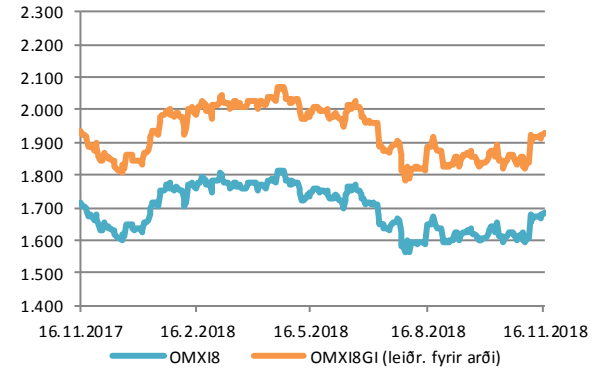
Vikubyrjun
Innlendar markaðsupplýsingar
19. nóvember 2018

Hlutabréf

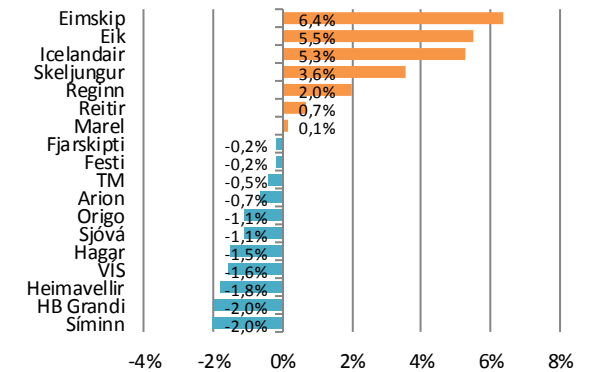
Félag	Verð	Velta (m.kr.)	Breyting síðan ...				
			áramót	1V	1M	3M	12M
OMX18	1686,2	9.436	3,2%	0,8%	5,2%	2,3%	-1,7%
OMX18GI	1930,2		4,5%	0,8%	5,2%	2,3%	-0,4%
Marel	379,0	1.096	19,0%	0,1%	-0,5%	1,7%	14,9%
Icelandair	12,0	1.709	-17,6%	5,3%	77,3%	28,3%	-25,2%
Eimskip	200,0	398	-17,8%	6,4%	-1,7%	-16,8%	-26,3%
HB Grandi	31,8	229	-7,3%	-2,0%	5,3%	-5,1%	1,4%
Hagar	47,8	443	36,7%	-1,5%	-0,3%	1,5%	28,1%
Festi	124,0	719	8,8%	-0,2%	2,5%	-1,6%	5,1%
Skeljungur	7,6	304	19,2%	3,6%	5,7%	17,6%	3,7%
Fjarskipti	50,6	413	-25,4%	-0,2%	-16,4%	-20,8%	-25,7%
Síminn	3,9	311	-5,9%	-2,0%	0,0%	-8,8%	-6,6%
Origo	22,5	10	-16,0%	-1,1%	1,8%	4,2%	-18,0%
Arion	80,5	1.484		-0,7%	-0,9%	-12,7%	
Sjóvá	14,8	66	-4,3%	-1,1%	4,0%	1,2%	-10,6%
VÍS	11,0	118	-0,9%	-1,6%	-1,4%	-1,9%	-5,5%
TM	28,7	214	-7,9%	-0,5%	-2,0%	-9,9%	-12,4%
Reginn	20,2	506	-21,4%	2,0%	4,1%	2,3%	-22,6%
Reitir	73,0	889	-13,6%	0,7%	-1,6%	-10,4%	-16,8%
Eik	8,3	529	-16,9%	5,5%	6,2%	-2,6%	-19,3%
Heimavellir	1,1	7		-1,8%	-0,9%	-7,6%	

Leiðrétt fyrir arðgreiðslum. Heimild: Kodiak, útreikningar Hagfræðideildar

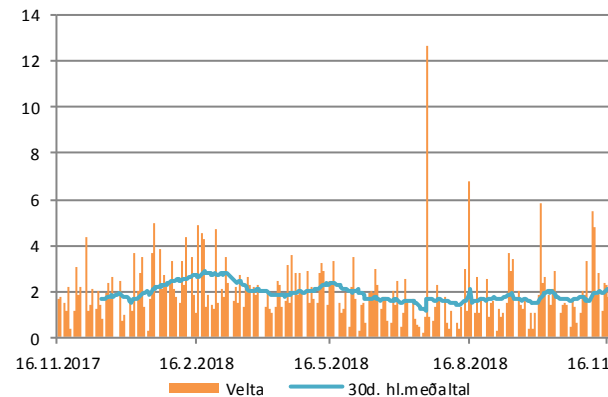
Úrvalsvísitalan



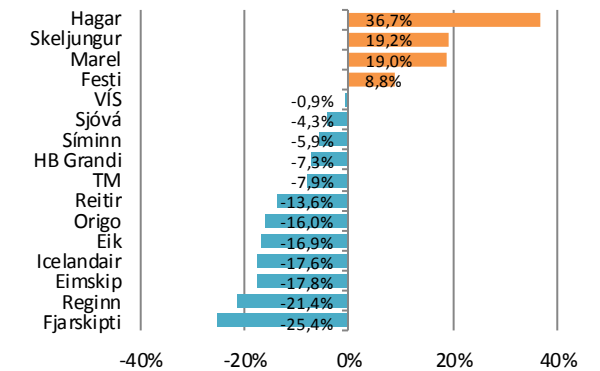
Breyting í vikunni



Velta



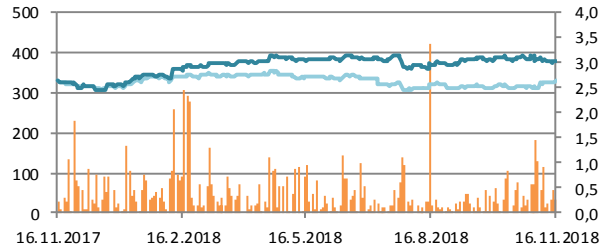
Síðan áramót



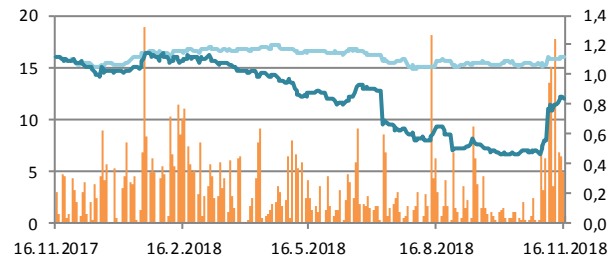
Hlutabréf

— Velta (h.ás, ma.kr./dag)
— Verð
— OMXIB

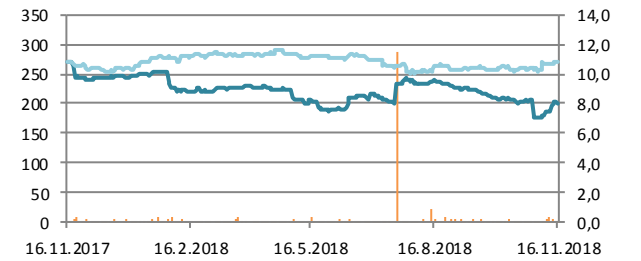
Marel



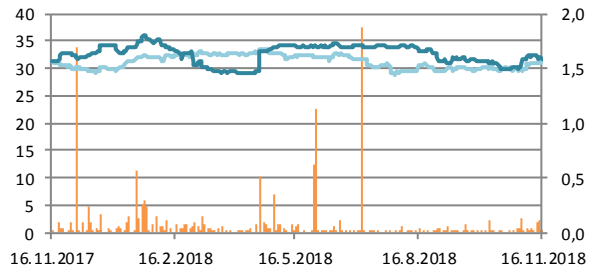
Icelandair



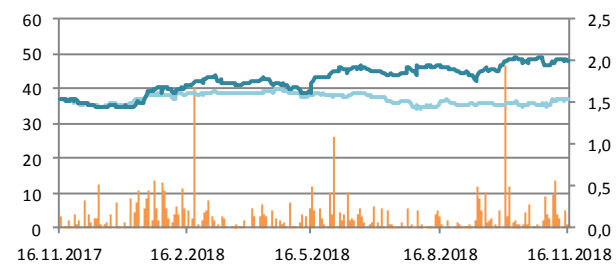
Eimskip



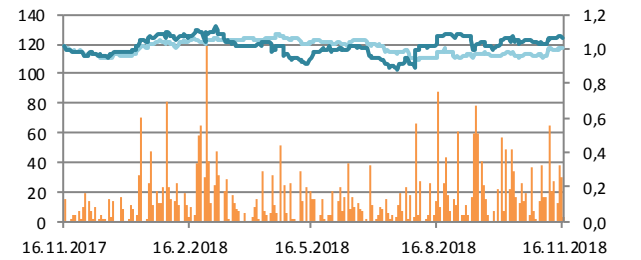
HB Grandi



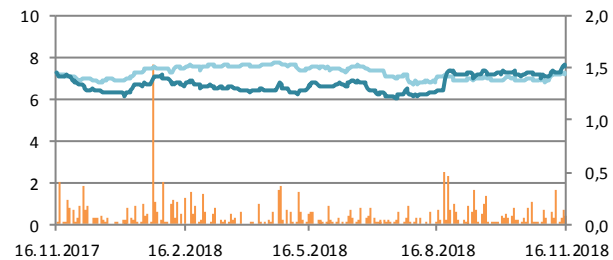
Hagar



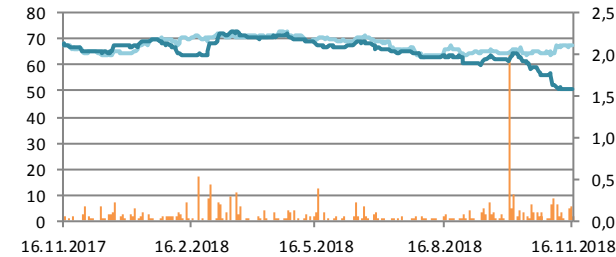
Festi



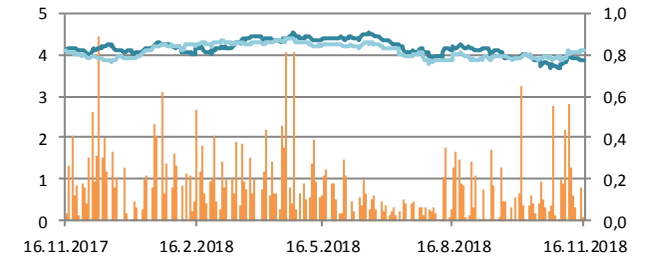
Skeljungur



Fjarskipti



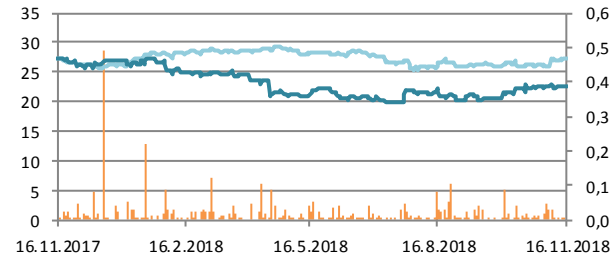
Síminn



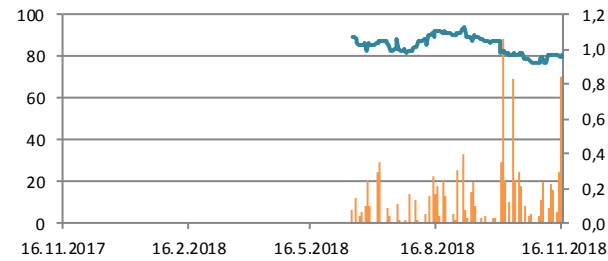
Hlutabréf

— Velta (h.ás, ma.kr./dag)
— Verð
— OMXIB

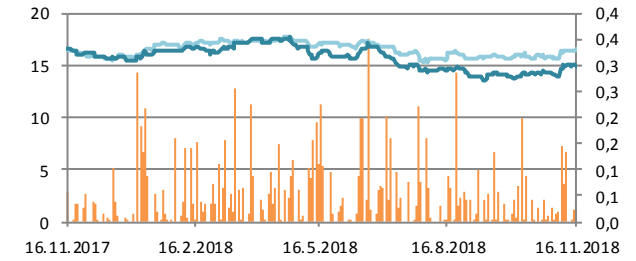
Origo



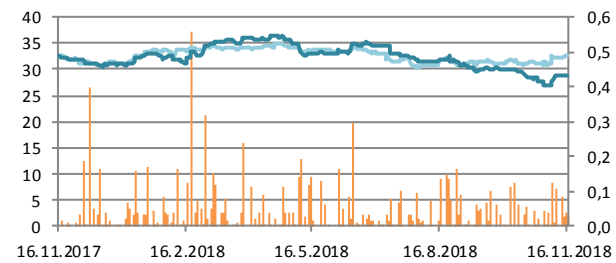
Arion



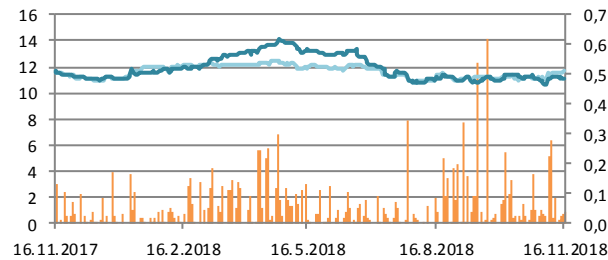
Sjóvá



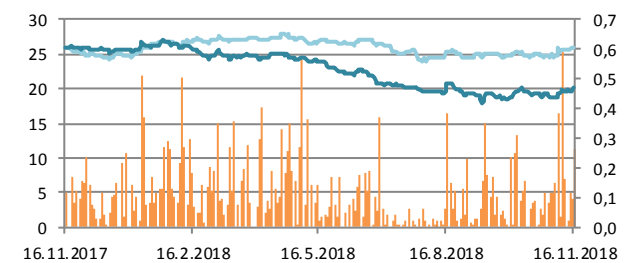
TM



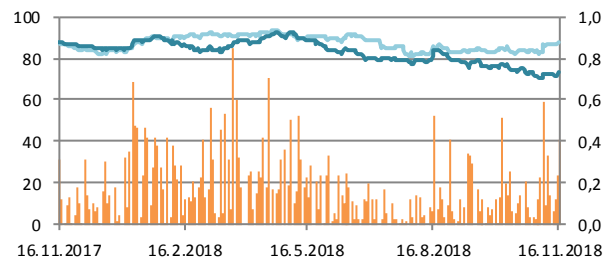
VÍS



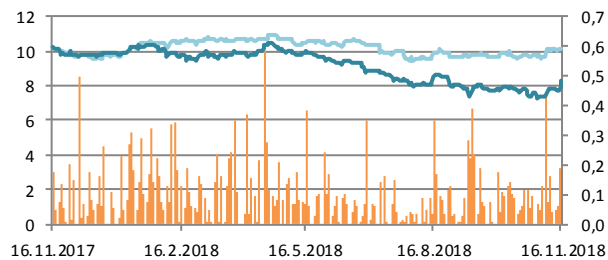
Reginn



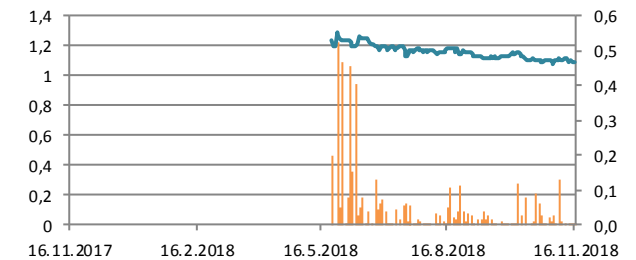
Reitir



Eik

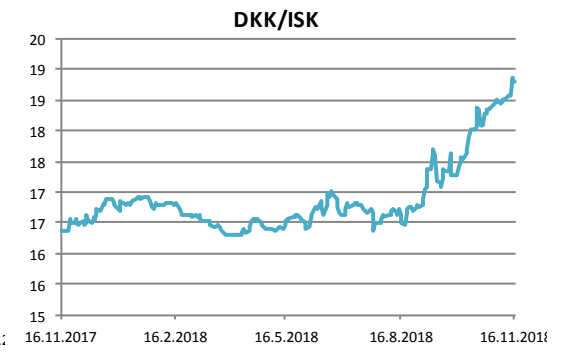
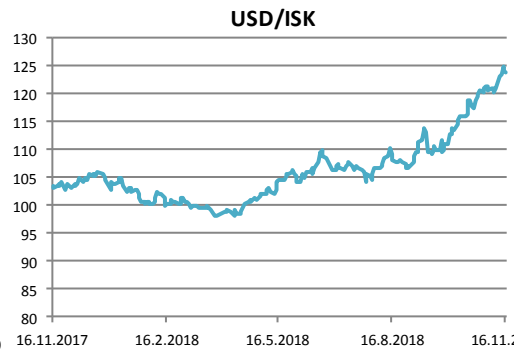


Heimavellir

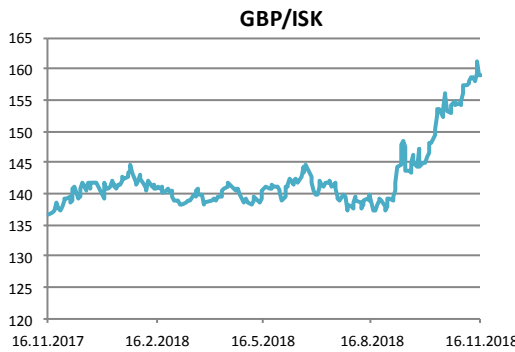
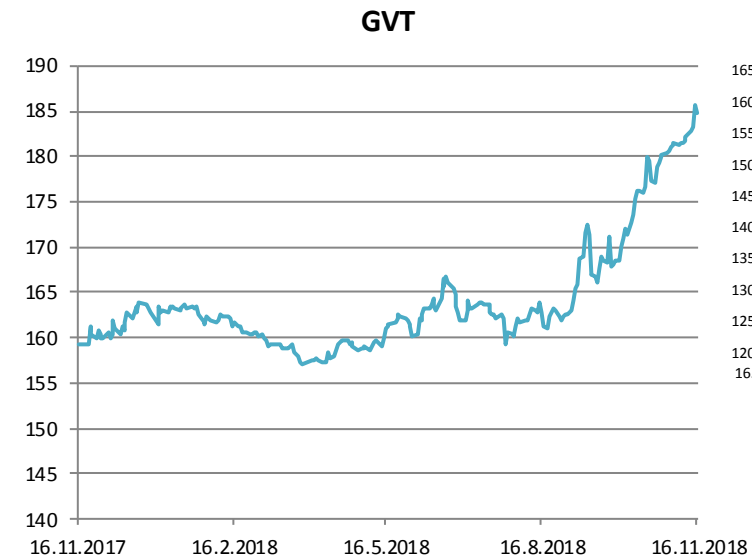


Gjaldeyrismarkaðurinn

Gengi ISK	16.nóv	Breyting síðan ...				
		áramót	1V	1M	3M	12M
GVT	184,7	13,4%	1,4%	4,6%	13,5%	16,0%
EUR	140,4	12,3%	1,5%	4,3%	13,2%	15,2%
USD	123,9	18,7%	1,6%	6,6%	13,6%	19,7%
GBP	158,9	12,7%	0,2%	3,4%	14,7%	16,3%
SEK	13,7	7,6%	1,7%	4,9%	15,4%	11,0%
DKK	18,8	12,0%	1,5%	4,3%	13,1%	14,9%
NOK	14,6	14,8%	1,2%	2,3%	13,3%	15,7%
JPY	1,09	17,9%	2,1%	5,4%	11,2%	19,6%



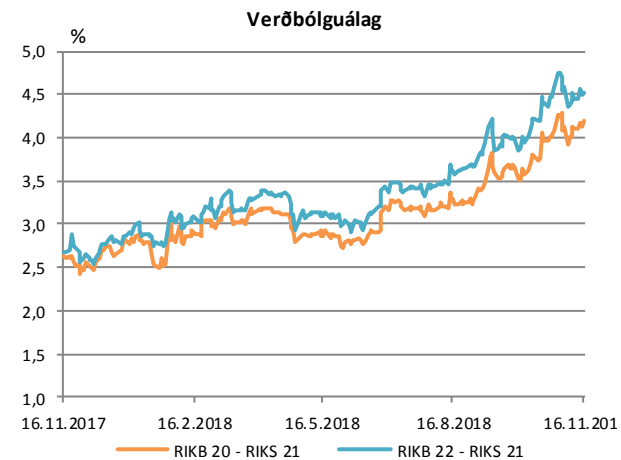
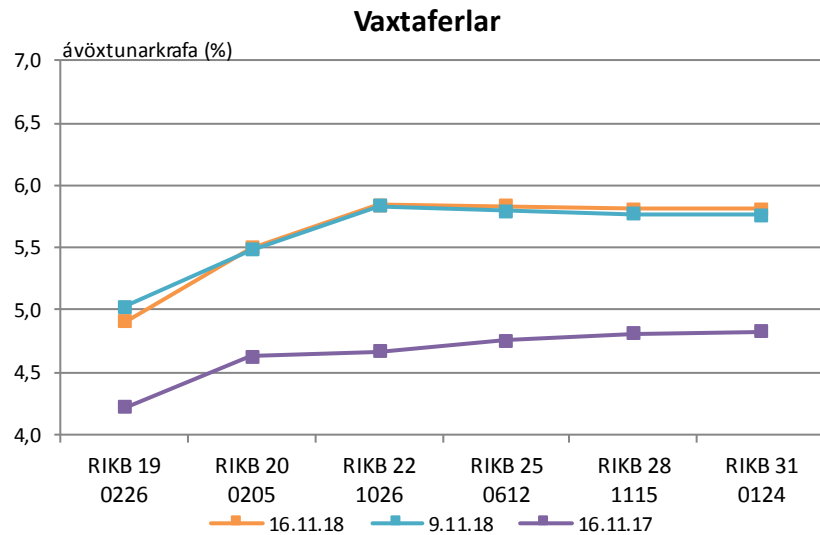
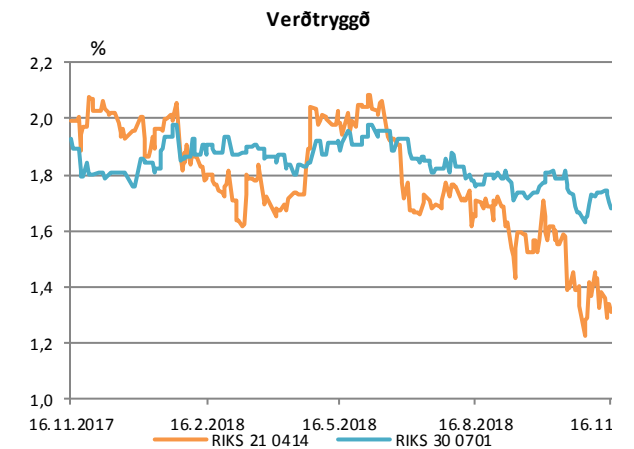
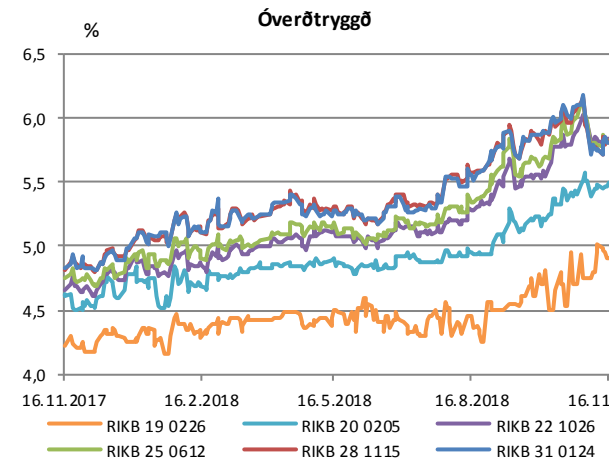
Miðgengi Seðlabanka Íslands. Heimild: Kodiak



Ríkisbréf

	verð	krafa	velta (ma.kr./viku)	Breyting síðan ...				
				árm.	1V	1M	3M	12M
RIKB 19 0226	100,96	4,90	0,2	0,65	-0,12	0,21	0,45	0,69
RIKB 20 0205	100,83	5,50	2,5	0,72	0,02	0,16	0,55	0,88
RIKB 22 1026	104,82	5,84	1,8	1,02	0,01	0,05	0,56	1,17
RIKB 25 0612	111,50	5,83	2,3	0,95	0,04	-0,07	0,49	1,08
RIKB 28 1115	93,98	5,81	2,9	0,84	0,04	-0,23	0,24	1,00
RIKB 31 0124	105,88	5,81	1,8	0,82	0,05	-0,24	0,25	0,98
RIKS 21 0414	105,83	1,31	0,8	-0,65	-0,07	-0,27	-0,34	-0,68
RIKS 30 0701	116,42	1,68	0,7	-0,08	-0,05	-0,13	-0,08	-0,25

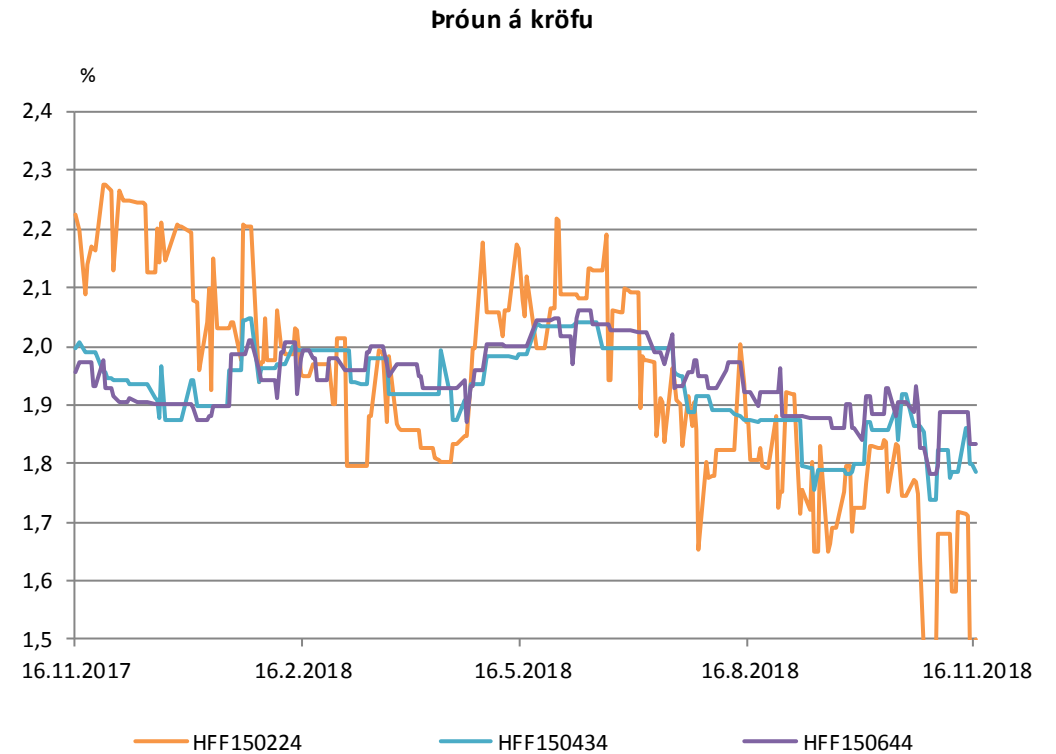
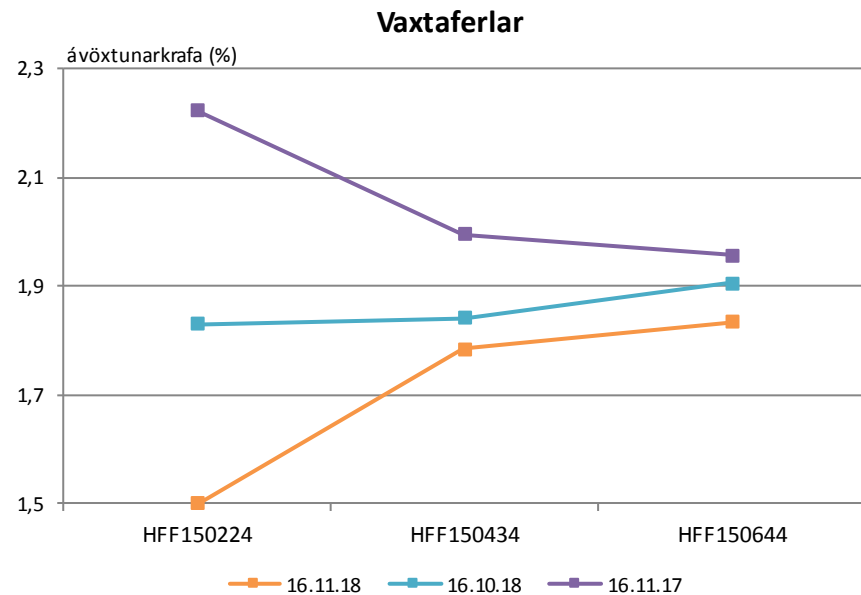
Heimild: Kodiak



Íbúðabréf

	verð	krafa	velta (ma.kr./viku)	Breyting síðan ...				
				árm.	1V	1M	3M	12M
HFF150224	106,18	1,50	2,1	-0,70	-0,22	-0,33	-0,37	-0,72
HFF150434	115,45	1,78	0,2	-0,09	0,00	-0,06	-0,09	-0,21
HFF150644	124,23	1,83	0,0	-0,07	-0,05	-0,07	-0,09	-0,12

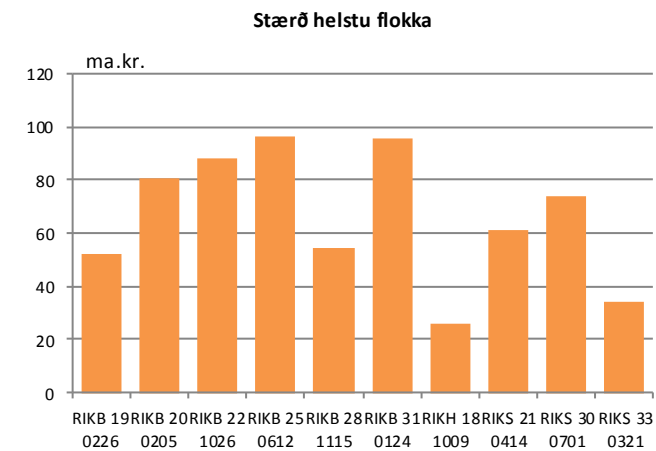
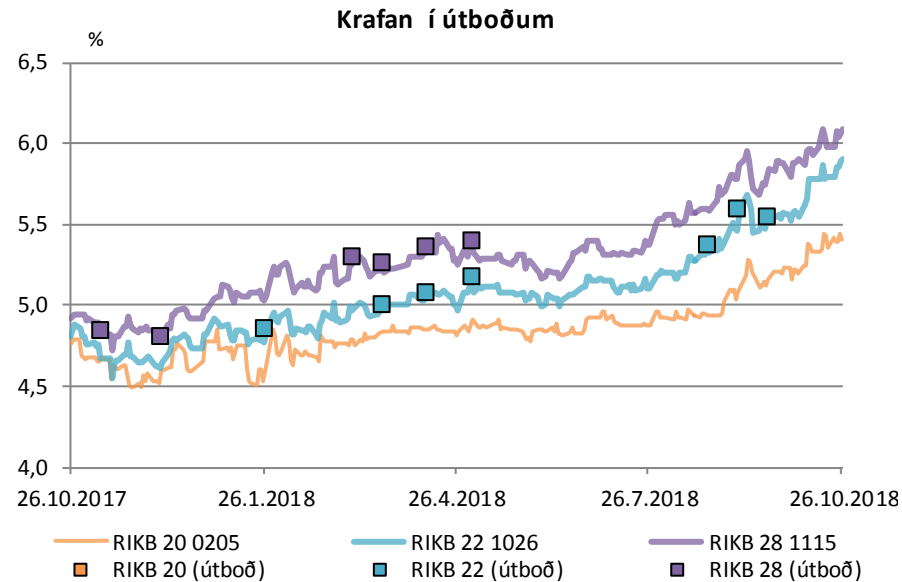
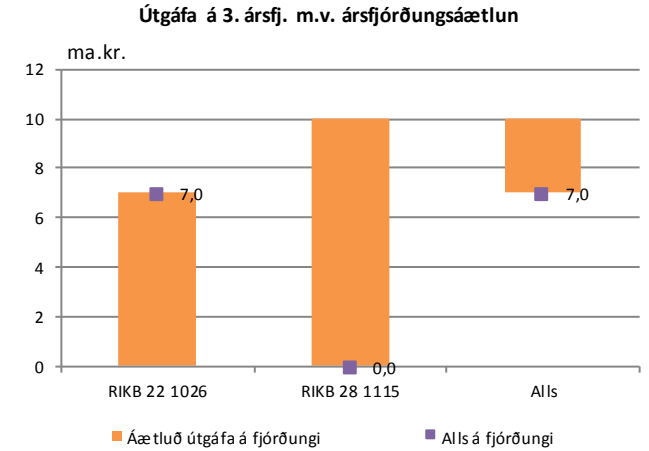
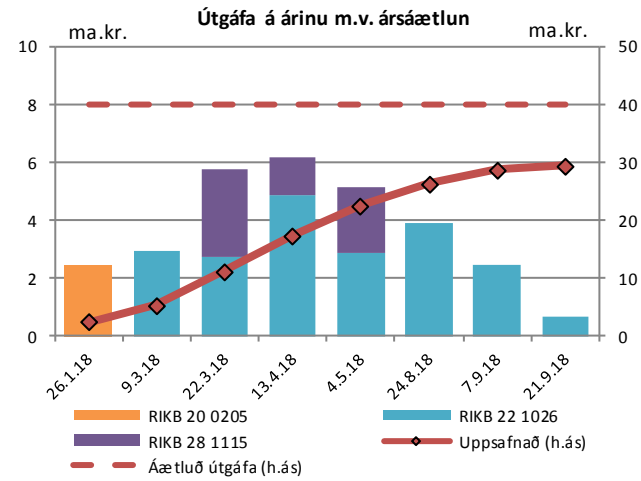
Heimild: Kodiak



Útboð ríkisbréfa

Seinustu útboð		Tilboð	Samþykkt	Verð	Krafa
Dags	Flokkur				
21.9.18	RIKB 22 1026	2,9	0,7	106,11	5,53
7.9.18	RIKB 22 1026	2,9	2,3	105,95	5,59
24.8.18	RIKB 22 1026	4,2	3,6	106,88	5,36
4.5.18	RIKB 22 1026	5,6	2,7	108,13	5,16
4.5.18	RIKB 28 1115	4,8	2,3	96,90	5,39
13.4.18	RIKB 22 1026	5,8	4,5	108,57	5,07
13.4.18	RIKB 28 1115	1,6	1,4	97,18	5,35

Að nafnvirði (ma.kr.) Heimild: Lánamál Ríkisins

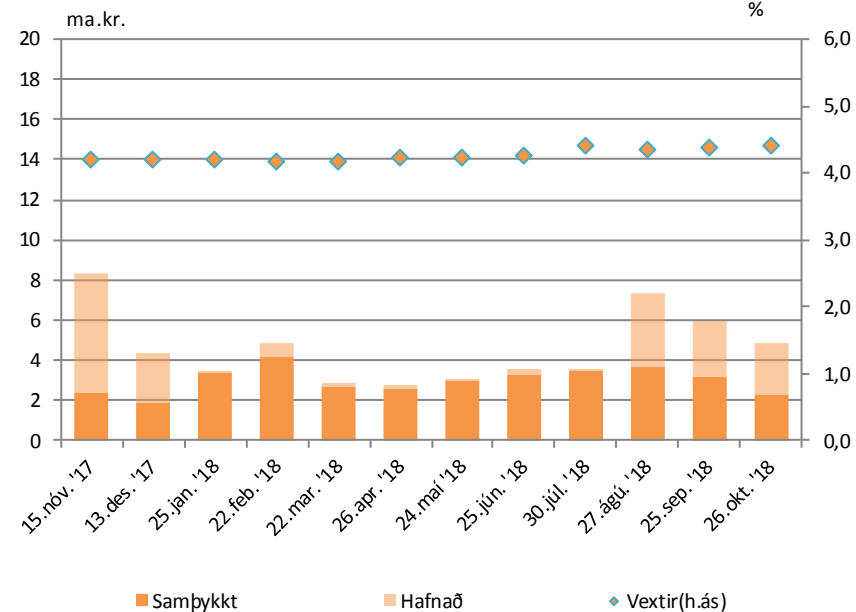


Útboð ríkisvixla

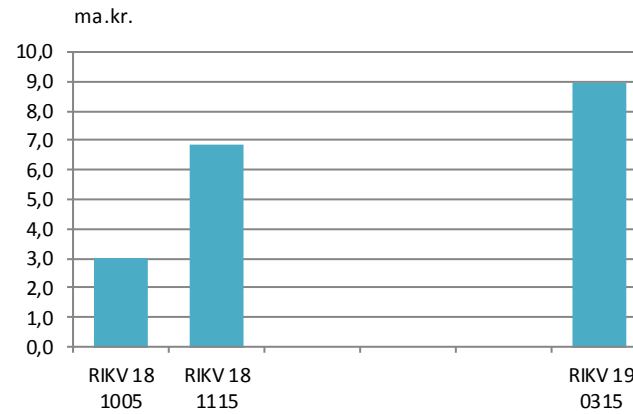
Dags.	Flokkur	Samþykkt	Vextir
26.10.18	RIKV 19 0315	2,2	4,43
25.09.18	RIKV 19 0315	3,2	4,40
27.08.18	RIKV 18 1115	3,6	4,35
30.07.18	RIKV 19 0315	3,5	4,43
25.06.18	RIKV 18 1115	3,3	4,26
24.05.18	RIKV 18 1005	3,0	4,24

Heimild: Lánamál ríkisins

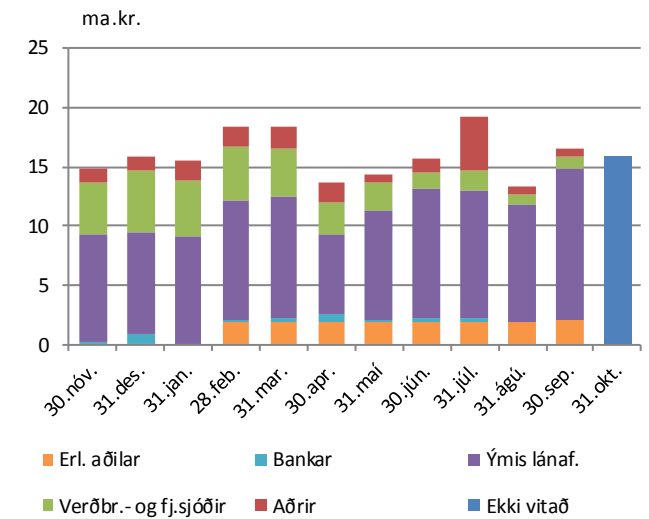
Niðurstaða útboða



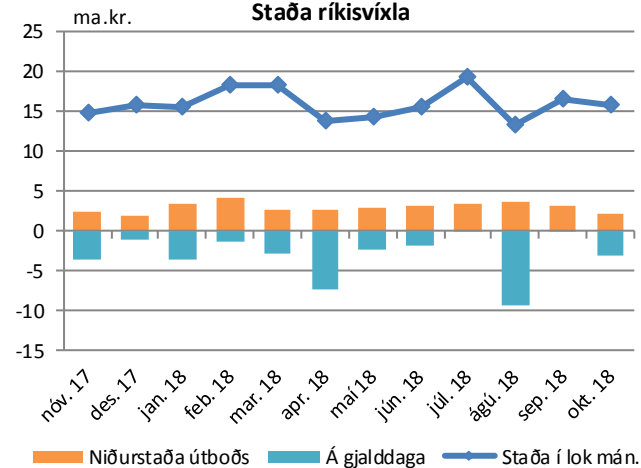
Útistandandi ríkisvixlar



Eigendaskipting



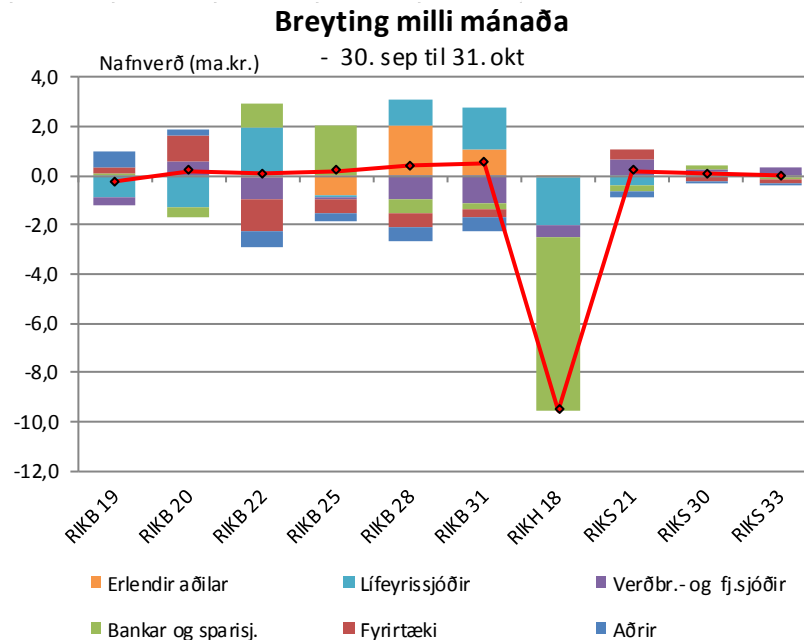
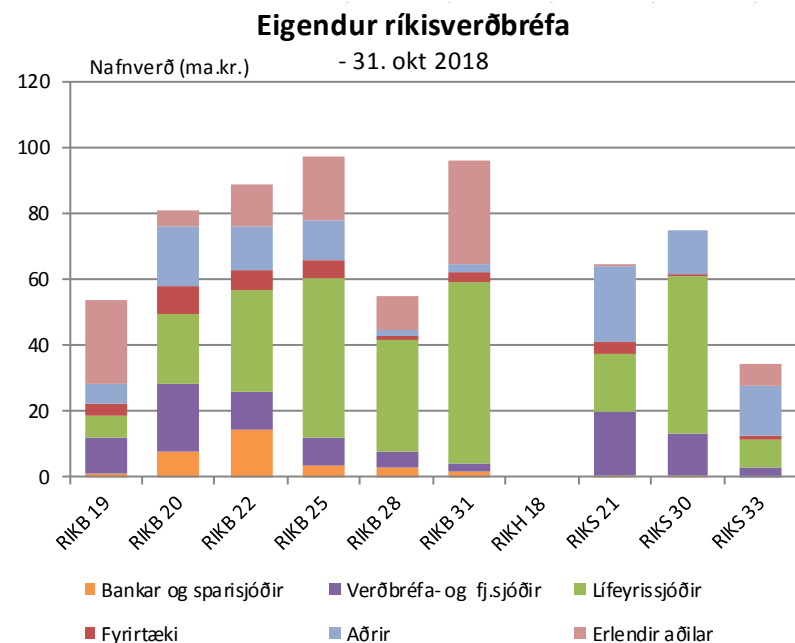
Staða ríkisvixla



Eigendaskipti ríkisbréfa

	Eigendaskipting (ma.kr.)										
	RIKB 19	RIKB 20	RIKB 22	RIKB 25	RIKB 28	RIKB 31	RIKH 18	RIKS 21	RIKS 30	RIKS 33	Alls
Bankar og sparisjóðir	1,1	8,0	14,3	3,6	2,8	1,6	0,0	0,5	0,6	0,0	32,5
Verðbréfa- og fj.sjóðir	10,9	20,0	11,9	8,2	4,9	2,7	0,0	19,1	12,8	3,1	93,6
Lífeyrissjóðir	6,5	21,4	30,3	48,6	33,8	54,6	0,0	17,7	47,5	8,6	268,9
Fyrirtæki	3,6	8,5	6,0	5,3	1,4	3,4	0,0	3,9	0,6	0,8	33,6
Aðrir	6,0	18,4	13,6	12,5	1,7	2,5	0,0	22,6	13,6	14,9	105,7
Erlendir aðilar	25,4	4,7	12,4	18,8	10,5	31,3	0,0	0,4	0,0	6,7	110,3
Nafnverð alls (ma.kr)	53,5	81,0	88,5	97,0	55,1	96,1	0,0	64,1	75,0	34,2	644,6

Heimild: Lánamál ríkisins

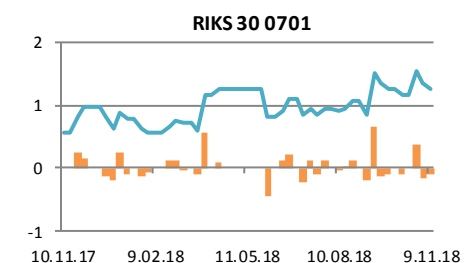
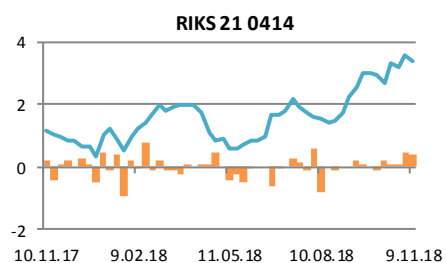
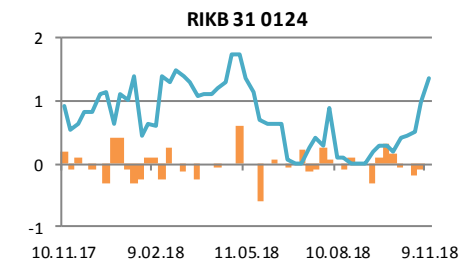
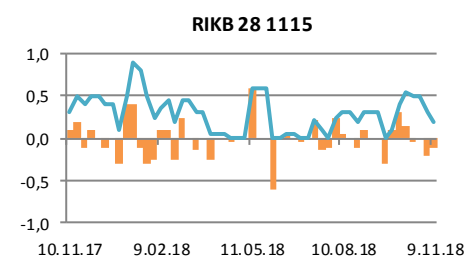
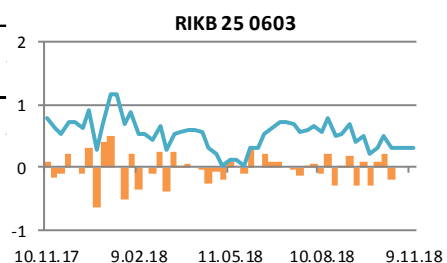
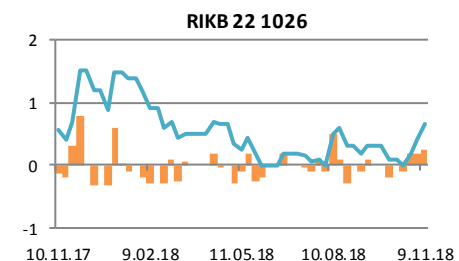
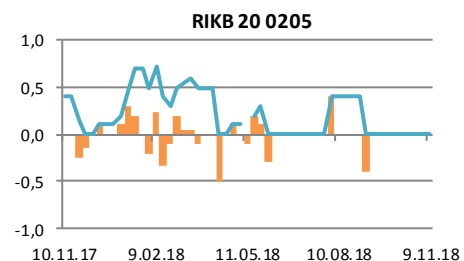
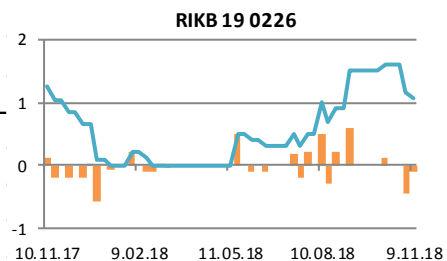
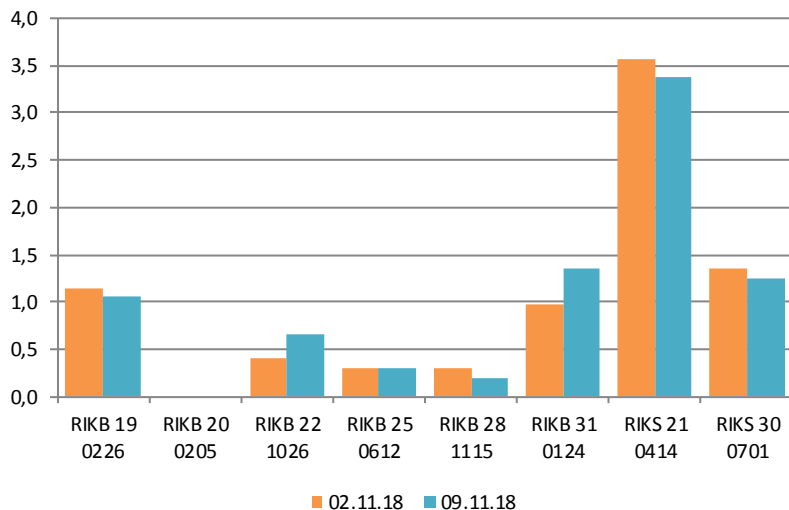


Verðbréfalán

Flokkur	Nafnverð (m.kr.)	Breyting síðan				
		1V	4V	12V	26V	52V
RIKB 19 0226	1.050	-100	-550	350	1.050	-198
RIKB 20 0205	0	0	0	-400	0	-400
RIKB 22 1026	650	250	550	50	400	68
RIKB 25 0612	300	0	-200	-500	175	-475
RIKB 28 1115	200	-100	-350	-100	-400	-100
RIKB 31 0124	1.350	380	950	1.250	0	425
RIKS 21 0414	3.380	-180	670	1.950	2.780	2.230
RIKS 30 0701	1.250	-100	100	325	0	681

Heimild: Lánamál Ríkisins

Breyting milli vikna



Innihald og form skjals þessa er unnið af starfsmönnum Hagfræðideildar Landsbankans hf. (hagfraedideild@landsbankinn.is) og byggist á aðgengilegum opinberum upplýsingum á þeim tíma sem greiningin var unnin. Mat á þeim upplýsingum endurspeglar skoðanir starfsmanna Hagfræðideildar Landsbankans á þeim degi þegar greiningin er dagsett, en þær geta breyst án fyrirvara.

Landsbankinn hf. og starfsfólk hans taka ekki ábyrgð á viðskiptum sem byggð eru á þeim upplýsingum og skoðunum sem hér eru settar fram.

Bent skal á að Landsbankinn hf. getur á hverjum tíma haft beinna eða óbeinna hagsmuna að gæta, ýmist sjálfur, dótturfélög hans eða fyrir hönd viðskiptamanna, s.s. sem fjárfestir, lánardrottinn eða þjónustuaðili. Greiningar eru engu að síður unnar sjálfstætt af Hagfræðideild Landsbankans og innan Landsbankans eru í gildi reglur um aðskilnað starfssviða sem eru aðgengilegar á vef bankans.

