



---

**Vikubyrjun**  
**Innlendar markaðsupplýsingar**  
**24. september 2018**

---

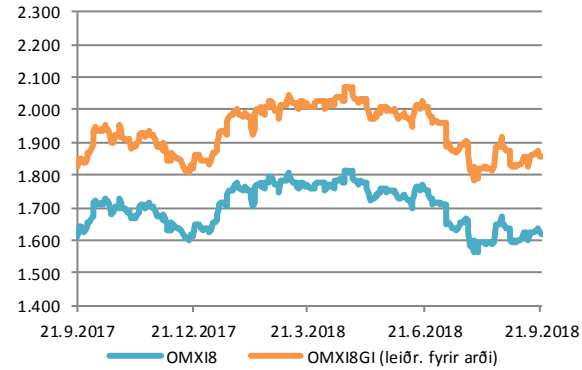
---

# Hlutabréf

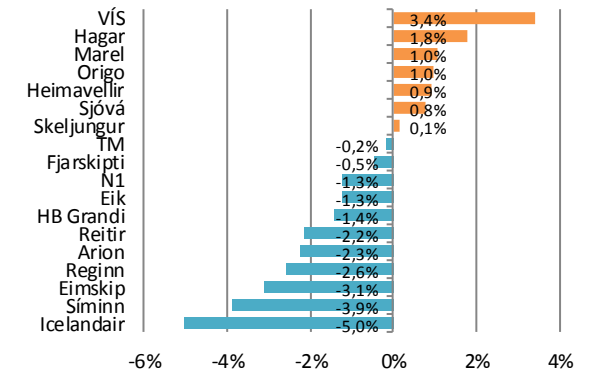
Félag	Verð	Velta (m.kr.)	Breyting síðan ...				
			áramót	1V	1M	3M	12M
OMX18	1620,7	7.434	-0,9%	-0,2%	-3,2%	-7,8%	0,4%
OMX18GI	1855,1		0,5%	-0,2%	-3,2%	-7,8%	1,7%
Marel	386,5	621	21,3%	1,0%	1,8%	-0,6%	18,0%
Icelandair	7,2	615	-50,9%	-5,0%	-22,5%	-45,5%	-52,2%
Eimskip	216,0	492	-11,2%	-3,1%	-8,9%	1,9%	-11,4%
HB Grandi	31,4	133	-8,6%	-1,4%	-5,0%	-7,8%	7,1%
Hagar	45,6	924	30,5%	1,8%	-1,7%	-0,4%	37,2%
N1	118,0	733	3,5%	-1,3%	-6,9%	0,4%	11,8%
Skeljungur	7,2	596	14,0%	0,1%	4,0%	5,7%	21,1%
Fjarskipti	62,0	467	-8,6%	-0,5%	-2,8%	-9,4%	5,6%
Síminn	3,9	473	-3,7%	-3,9%	-7,1%	-11,9%	12,3%
Origo	20,5	38	-23,5%	1,0%	-1,7%	-0,5%	-20,2%
Arion	86,8	66		-2,3%	-4,8%	1,3%	
Sjóvá	14,2	201	-8,5%	0,8%	-3,6%	-15,6%	-4,2%
VÍS	11,2	670	0,6%	3,4%	-1,7%	-13,3%	18,2%
TM	30,1	182	-3,6%	-0,2%	-6,1%	-12,9%	6,7%
Reginn	18,8	411	-26,7%	-2,6%	-9,2%	-15,1%	-20,1%
Reitir	76,7	452	-9,2%	-2,2%	-9,0%	-7,8%	-5,7%
Eik	7,9	358	-20,8%	-1,3%	-9,2%	-15,4%	-16,6%
Heimavellir	1,1	21		0,9%	-5,1%	-8,2%	

Leiðrétt fyrir arðgreiðslum. Heimild: Kodiak, útreikningar Hagfræðideildar

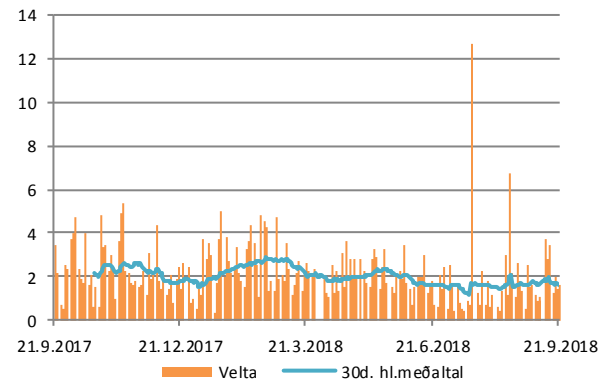
## Úrvalsvísitalan



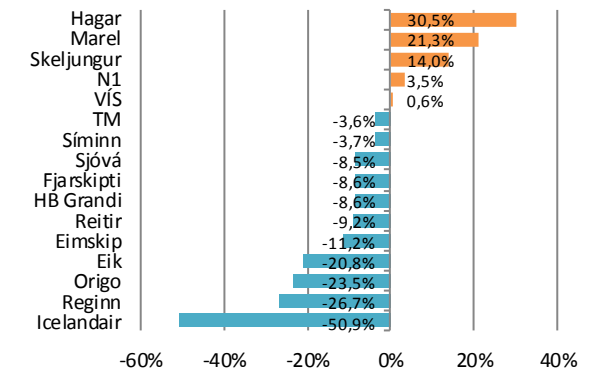
## Breyting í vikunni



## Velta

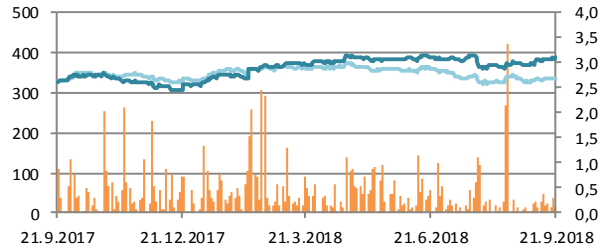


## Síðan áramót

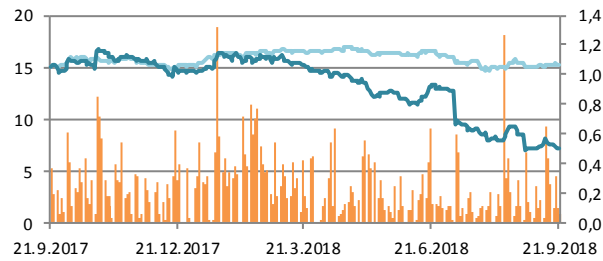


# Hlutabréf

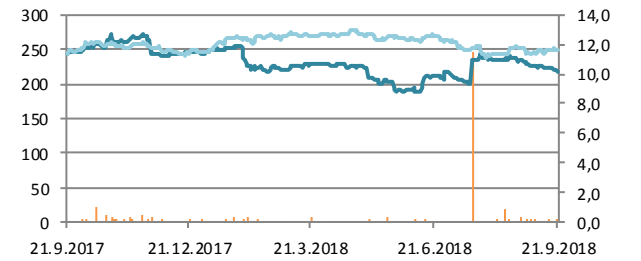
### Marel



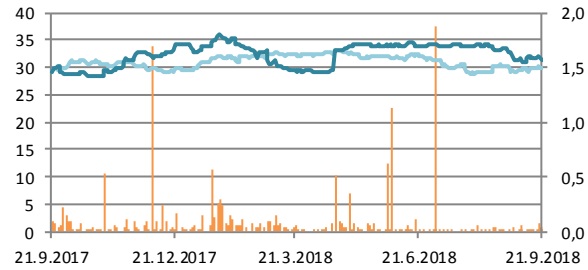
### Icelandair



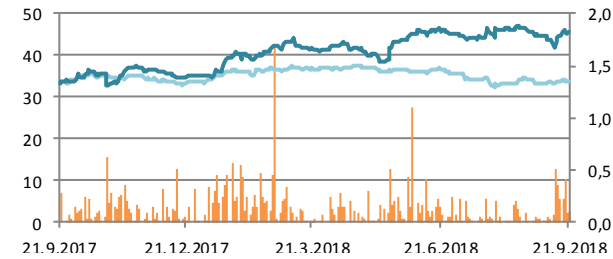
### Eimskip



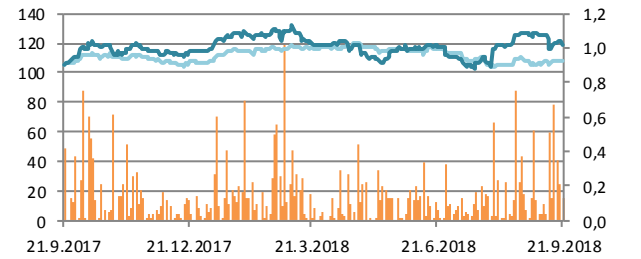
### HB Grandi



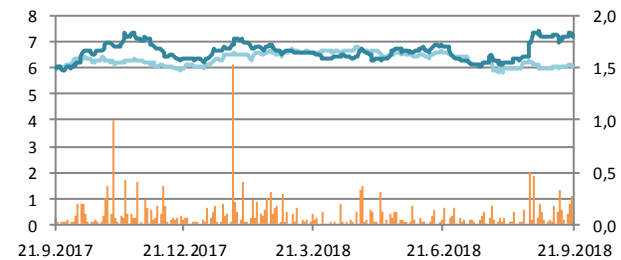
### Hagar



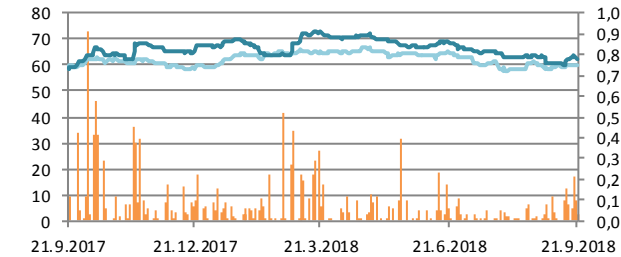
### N1



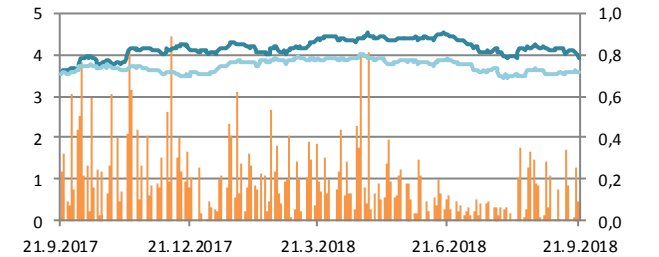
### Skeljungur



### Fjarskipti

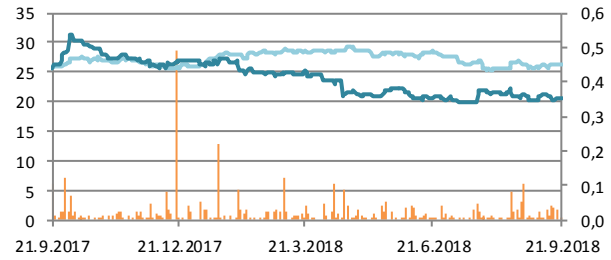


### Síminn

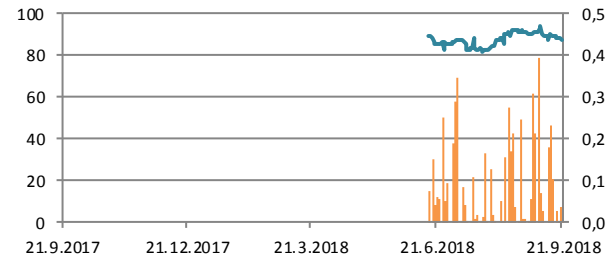


# Hlutabréf

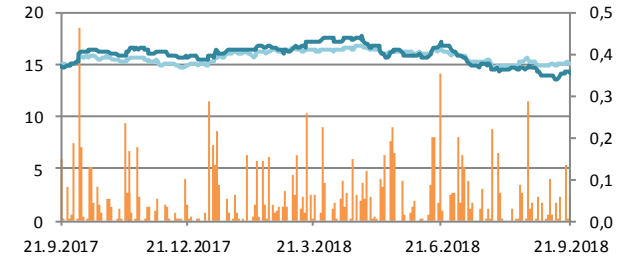
## Origo



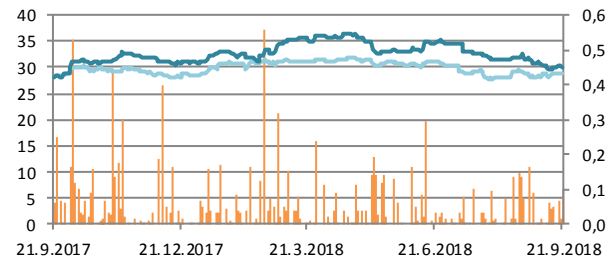
## Arion



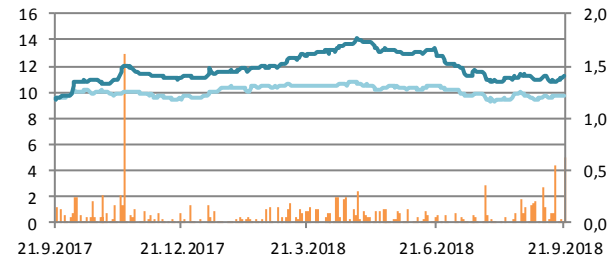
## Sjóvá



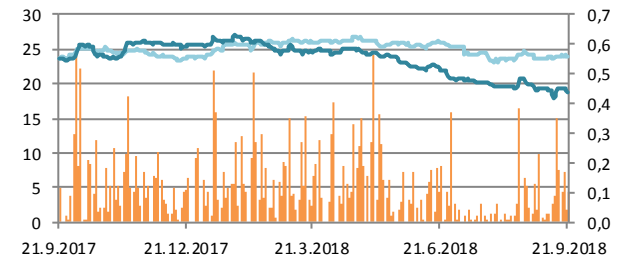
## TM



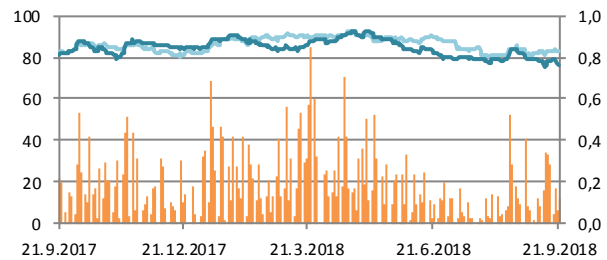
## VÍS



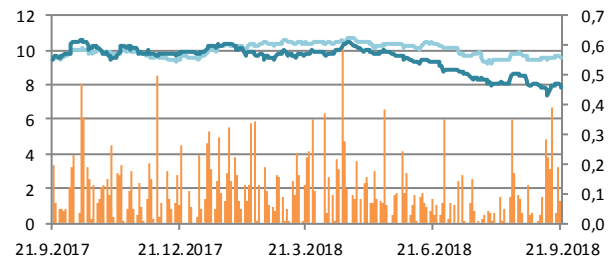
## Reginn



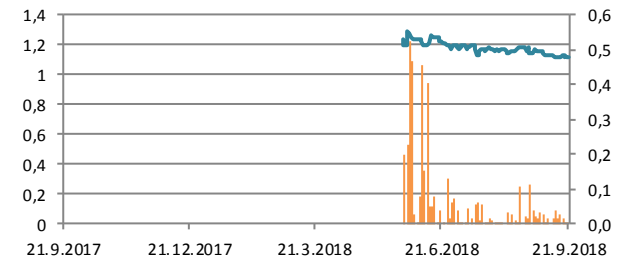
## Reitir



## Eik



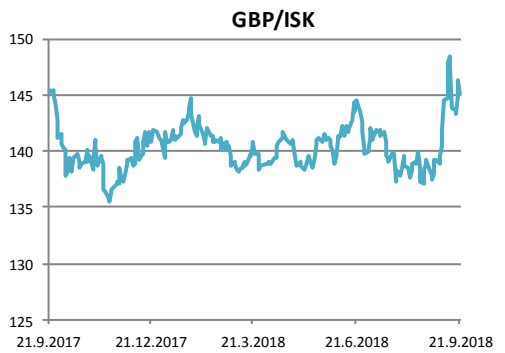
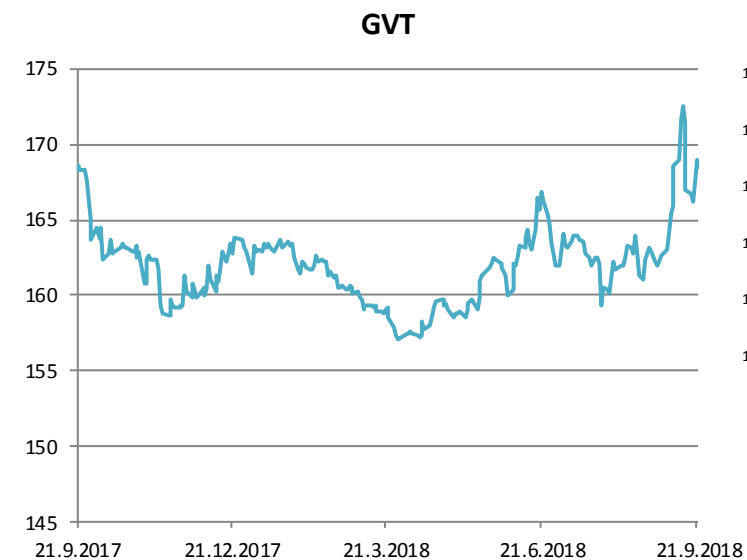
## Heimavellir



# Gjaldeyrismarkaðurinn

Gengi ISK	21.sep	Breyting síðan ...				
		ármót	1V	1M	3M	12M
GVT	<b>168,4</b>	3,4%	0,9%	3,8%	1,0%	-0,1%
EUR	<b>129,4</b>	3,5%	0,9%	4,2%	2,1%	0,8%
USD	<b>110,0</b>	5,3%	0,3%	2,0%	-0,1%	2,0%
GBP	<b>145,1</b>	2,9%	0,8%	4,9%	0,5%	-0,3%
SEK	<b>12,5</b>	-1,6%	2,8%	6,0%	1,7%	-7,2%
DKK	<b>17,3</b>	3,3%	0,9%	4,1%	1,9%	0,5%
NOK	<b>13,5</b>	6,1%	1,3%	5,5%	0,4%	-2,0%
JPY	<b>0,98</b>	5,1%	-0,6%	-0,2%	-2,2%	1,7%

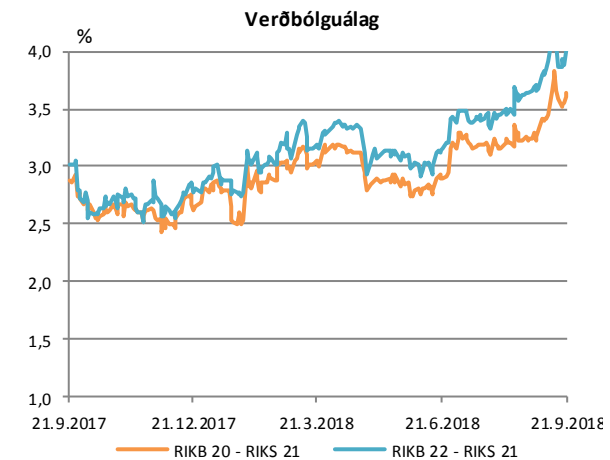
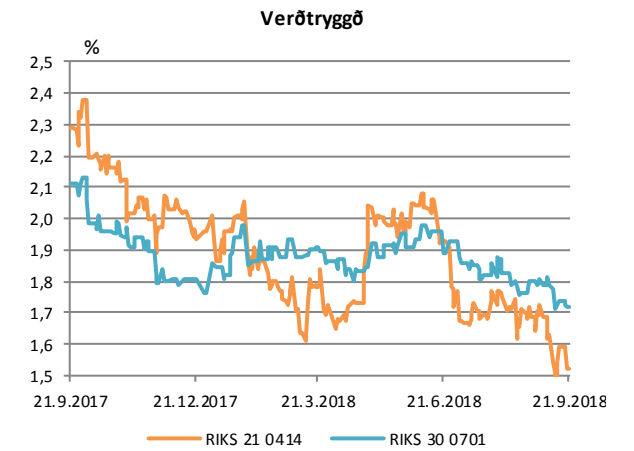
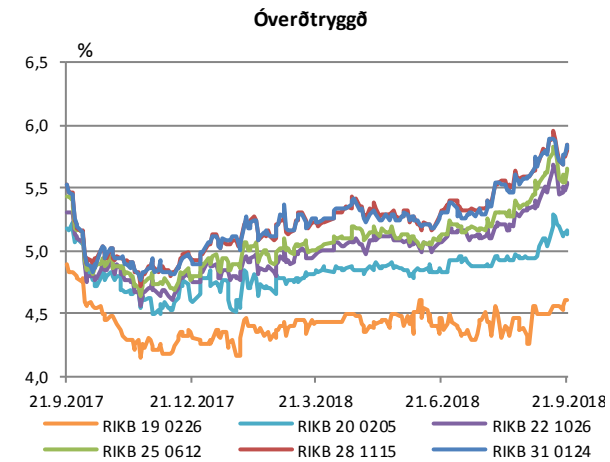
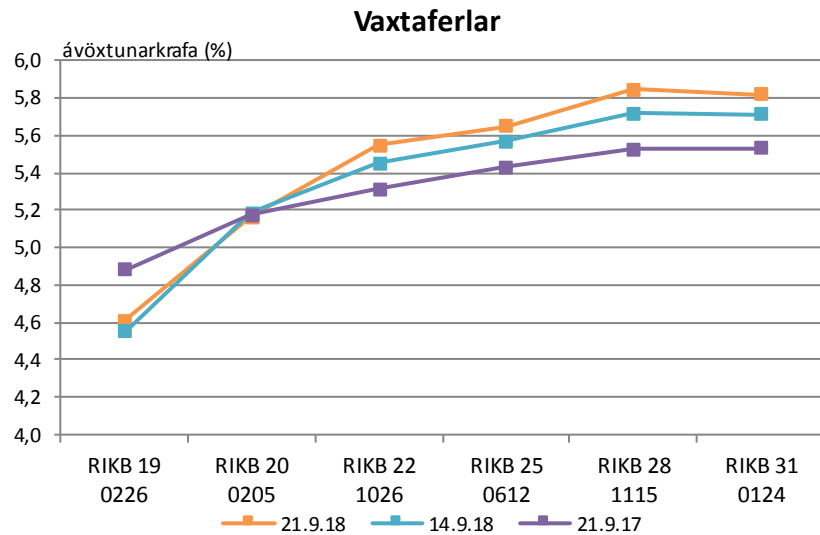
Miðgengi Seðlabanka Íslands. Heimild: Kodiak



# Ríkisbréf

	verð	krafa	velta (ma.kr./viku)	Breyting síðan ...				
				árm.	1V	1M	3M	12M
RIKB 19 0226	101,64	4,61	1,0	0,36	0,06	0,27	0,16	-0,27
RIKB 20 0205	101,36	5,16	1,7	0,39	-0,02	0,22	0,33	-0,01
RIKB 22 1026	106,07	5,55	2,8	0,72	0,10	0,23	0,48	0,24
RIKB 25 0612	112,78	5,65	2,3	0,77	0,08	0,28	0,52	0,22
RIKB 28 1115	93,65	5,85	3,0	0,87	0,13	0,25	0,52	0,32
RIKB 31 0124	105,84	5,82	2,6	0,83	0,11	0,24	0,51	0,29
RIKS 21 0414	105,65	1,52	0,6	-0,44	-0,07	-0,18	-0,41	-0,77
RIKS 30 0701	116,19	1,72	0,0	-0,04	-0,02	-0,05	-0,17	-0,39

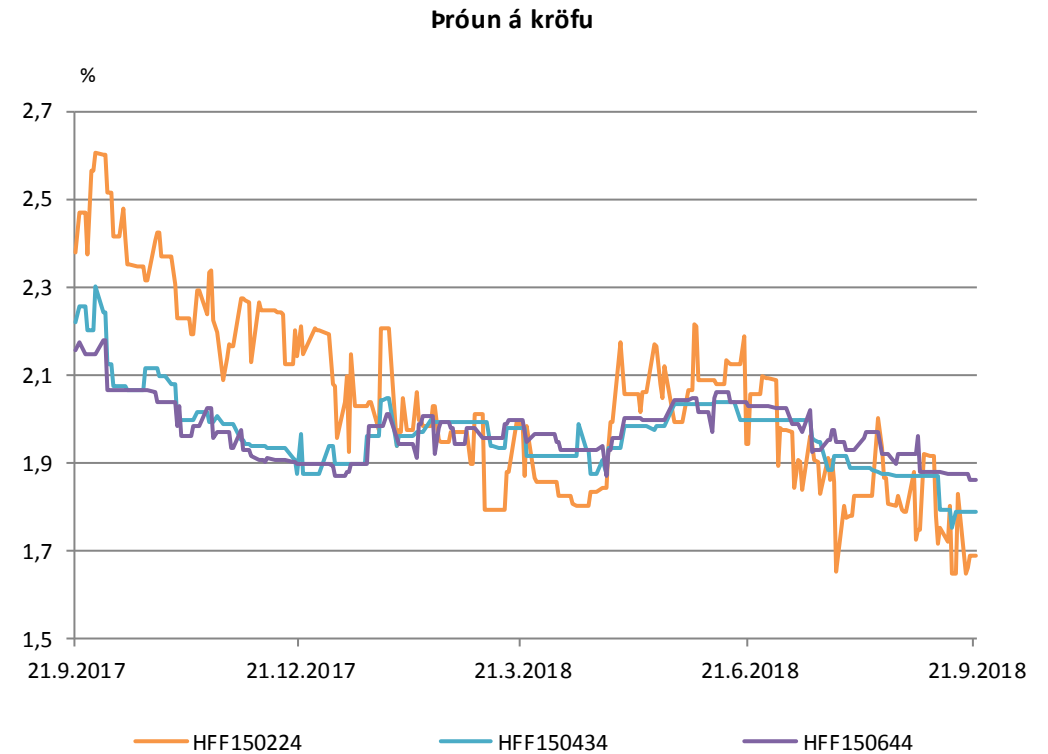
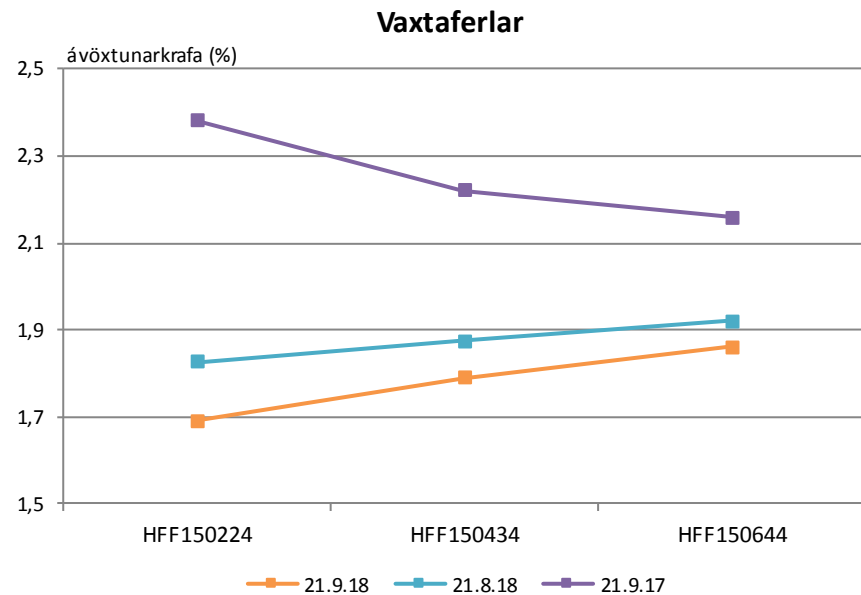
Heimild: Kodiak



# Íbúðabréf

	verð	krafa	velta (ma.kr./viku)	Breyting síðan ...				
				árm.	1V	1M	3M	12M
HFF150224	105,94	1,69	1,1	-0,51	-0,14	-0,14	-0,25	-0,69
HFF150434	115,31	1,79	0,0	-0,09	0,00	-0,08	-0,21	-0,43
HFF150644	124,07	1,86	0,0	-0,04	-0,02	-0,06	-0,17	-0,30

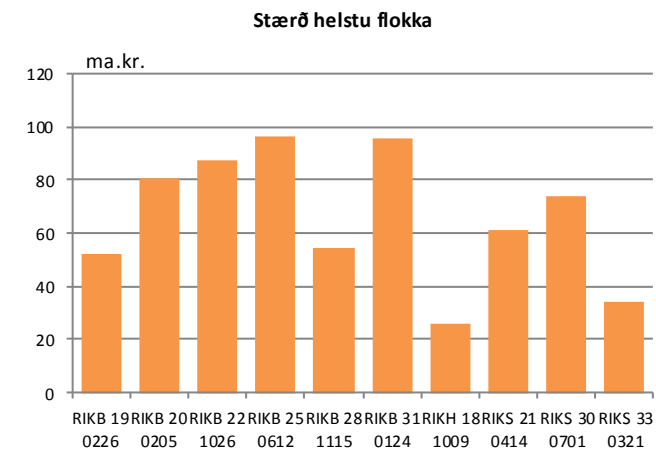
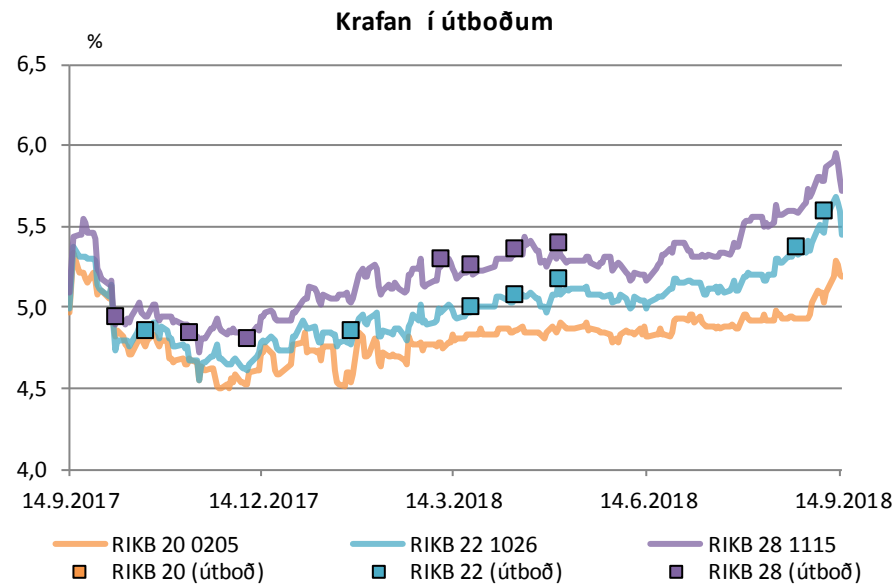
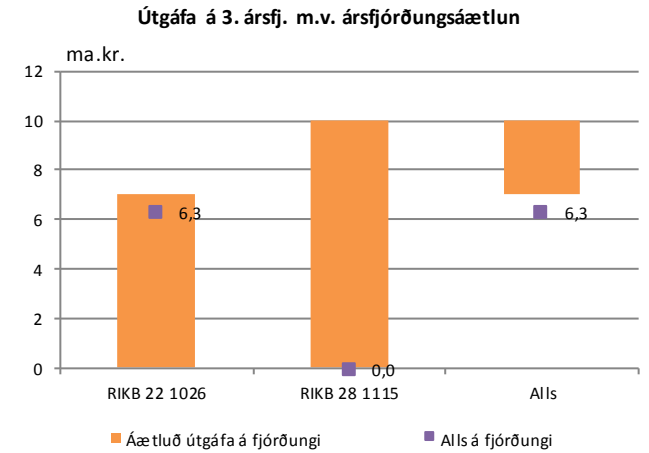
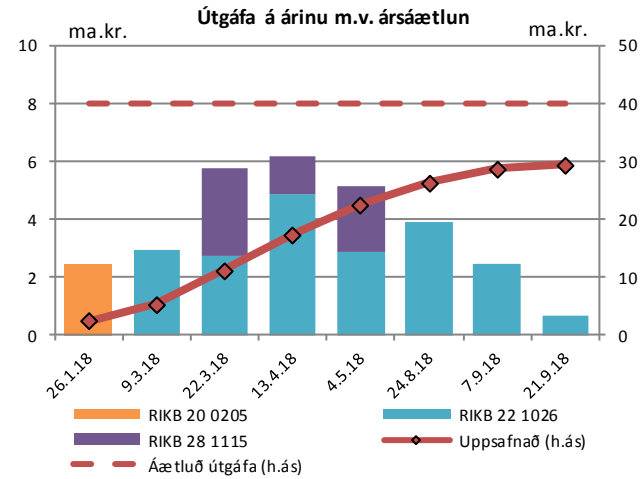
Heimild: Kodiak



# Útboð ríkisbréfa

Seinustu útboð		Tilboð	Samþykkt	Verð	Krafa
Dags	Flokkur				
21.9.18	RIKB 22 1026	2,9	0,7	106,11	5,53
7.9.18	RIKB 22 1026	2,9	2,3	105,95	5,59
24.8.18	RIKB 22 1026	4,2	3,6	106,88	5,36
4.5.18	RIKB 22 1026	5,6	2,7	108,13	5,16
4.5.18	RIKB 28 1115	4,8	2,3	96,90	5,39
13.4.18	RIKB 22 1026	5,8	4,5	108,57	5,07
13.4.18	RIKB 28 1115	1,6	1,4	97,18	5,35

Að nafnvirði (ma.kr.) Heimild: Lánamál Ríkisins



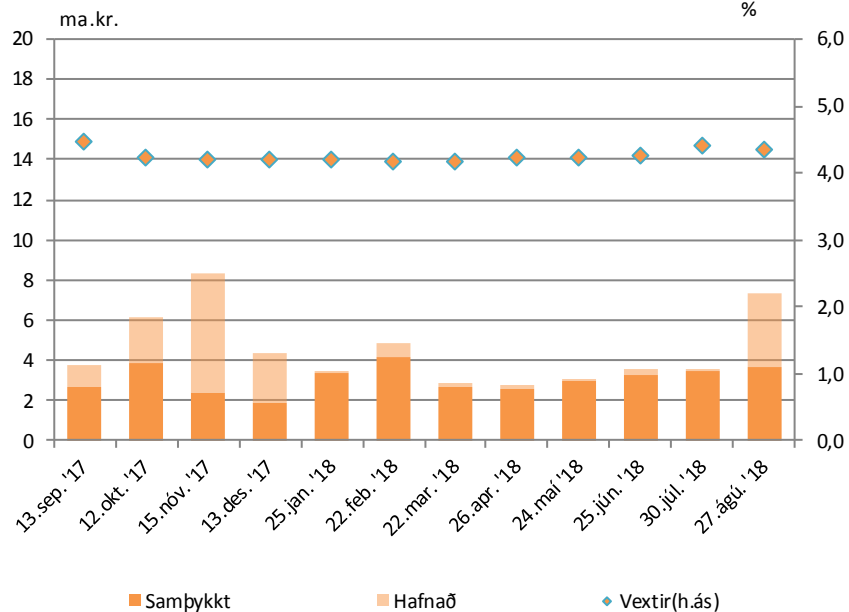


# Útboð ríkisvixla

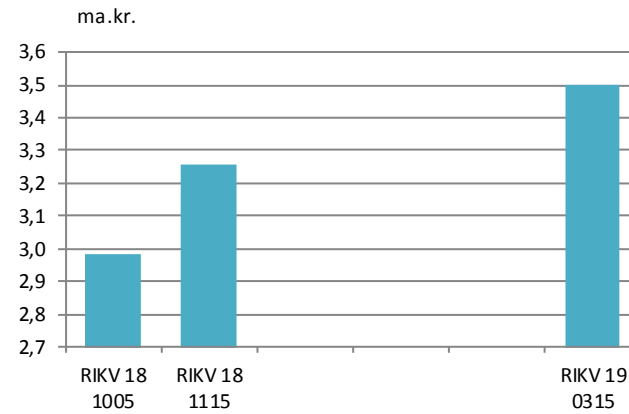
Dags.	Flokkur	Samþykkt	Vextir
27.08.18	RIKV 18 1115	3,6	4,35
30.07.18	RIKV 19 0315	3,5	4,43
25.06.18	RIKV 18 1115	3,3	4,26
24.05.18	RIKV 18 1005	3,0	4,24
26.04.18	RIKV 18 0807	2,6	4,23
22.03.18	RIKV 18 0808	2,7	4,19

Heimild: Lánamál ríkisins

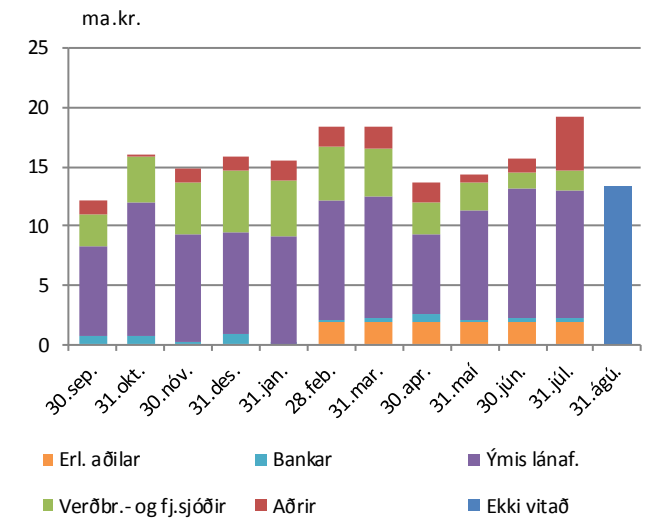
## Niðurstaða útboða



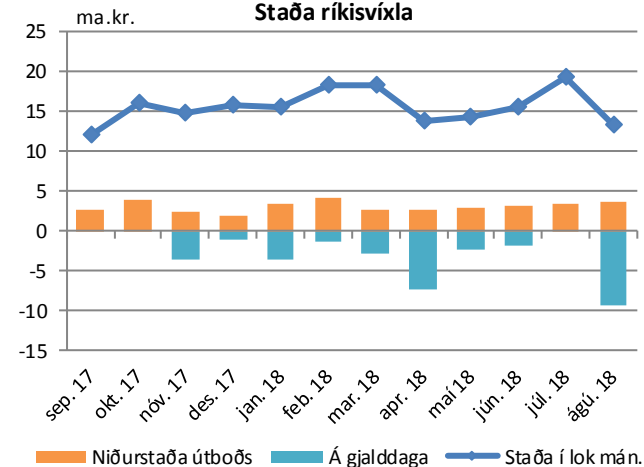
## Útistandandi ríkisvixlar



## Eigendaskipting



## Staða ríkisvixla

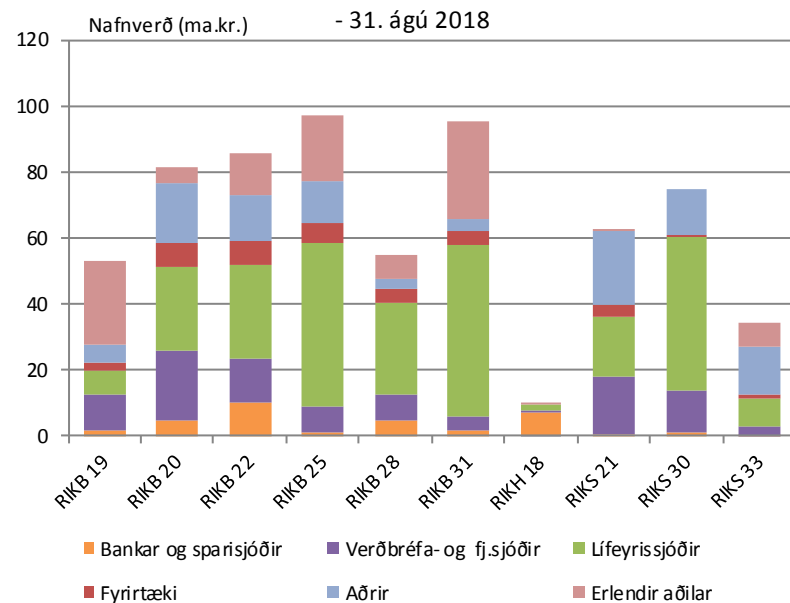


# Eigendaskipti ríkisbréfa

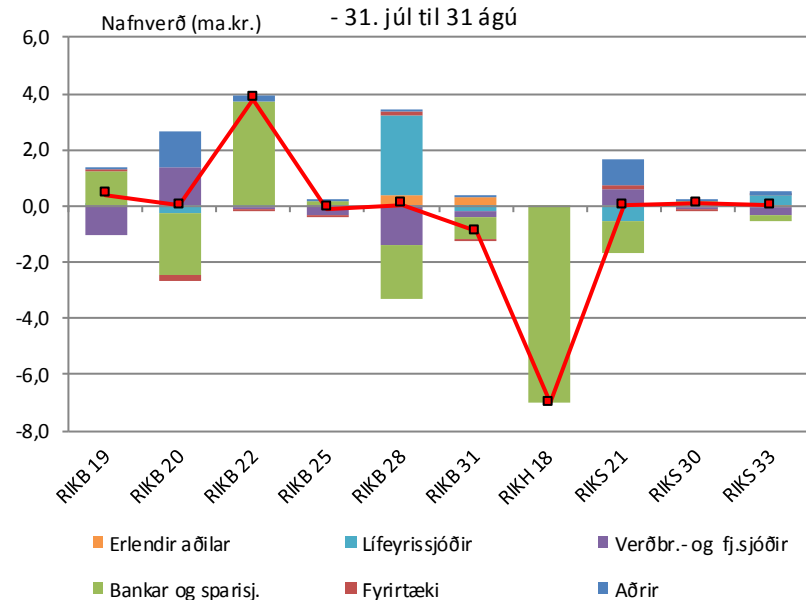
	Eigendaskipting (ma.kr.)										
	RIKB 19	RIKB 20	RIKB 22	RIKB 25	RIKB 28	RIKB 31	RIKH 18	RIKS 21	RIKS 30	RIKS 33	Vixlar
Bankar og sparisjóðir	1,9	4,8	10,2	1,2	4,7	1,9	7,0	0,5	0,9	0,1	33,1
Verðbréfa- og fj.sjóðir	10,8	21,3	13,5	7,8	7,6	4,3	0,5	17,5	12,9	3,1	99,1
Lífeyrissjóðir	7,3	25,3	28,6	49,6	28,3	51,6	2,0	18,2	46,7	8,3	265,9
Fyrirtæki	2,6	7,2	7,3	6,0	3,8	4,5	0,0	3,4	0,8	1,0	36,5
Aðrir	5,2	18,0	13,6	12,9	2,9	3,2	0,0	22,7	13,5	14,9	106,9
Erlendir aðilar	25,4	4,7	12,4	19,6	7,5	29,7	0,1	0,4	0,0	6,9	106,8
Nafnverð alls (ma.kr)	53,2	81,2	85,5	97,1	54,9	95,3	9,5	62,7	74,7	34,2	648,3

Heimild: Lánamál ríkisins

## Eigendur ríkisverðbréfa



## Breyting milli mánaða

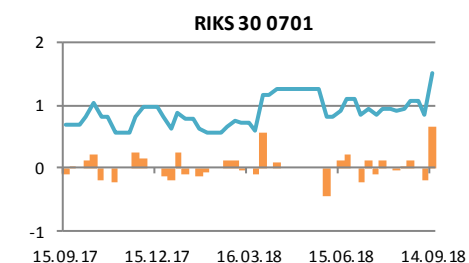
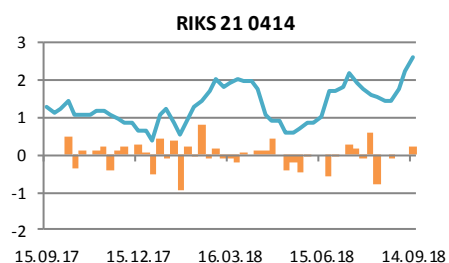
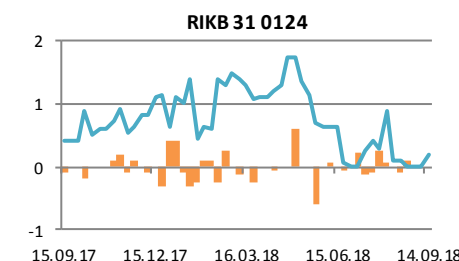
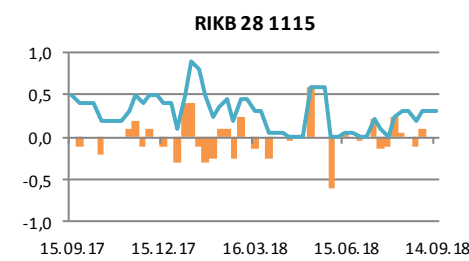
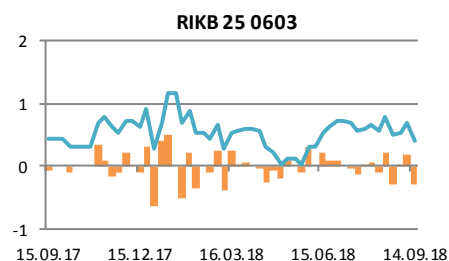
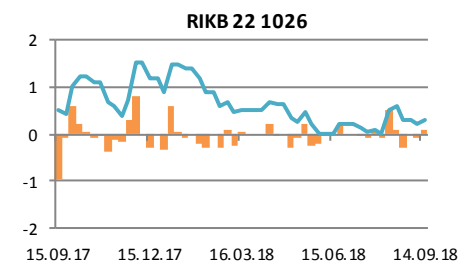
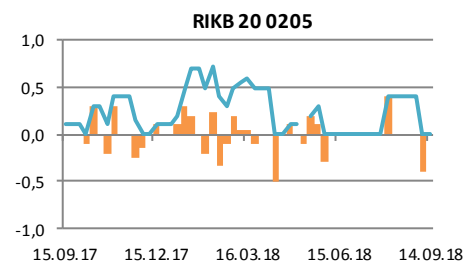
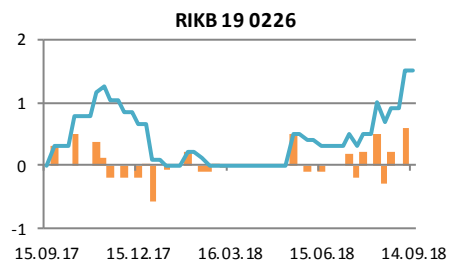
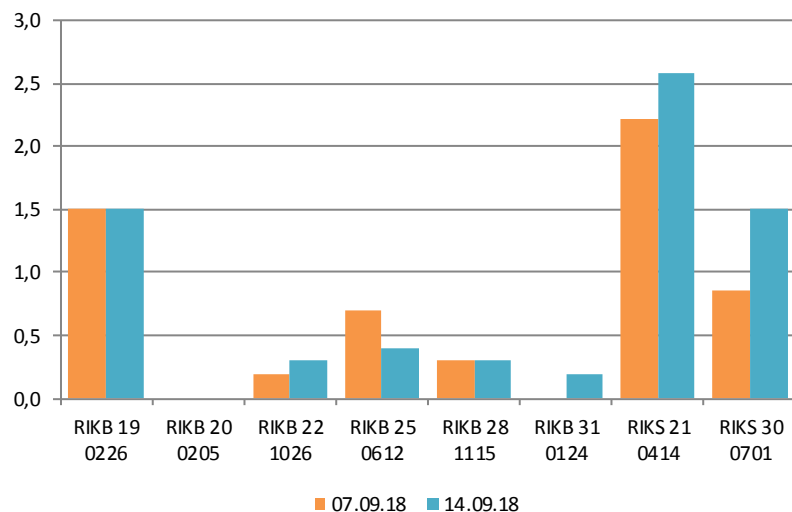


# Verðbréfalán

Flokkur	Nafnverð (m.kr.)	Breyting síðan				
		1V	4V	12V	26V	52V
RIKB 19 0226	1.500	0	800	1.205	1.500	1.500
RIKB 20 0205	0	0	-400	0	-600	-100
RIKB 22 1026	300	100	-300	100	-200	-200
RIKB 25 0612	400	-300	-400	-225	-125	-25
RIKB 28 1115	300	0	0	250	0	-200
RIKB 31 0124	200	200	100	150	-1.085	-200
RIKS 21 0414	2.590	370	1.160	890	690	1.322
RIKS 30 0701	1.500	650	575	400	800	831

Heimild: Lánamál Ríkisins

## Breyting milli vikna



Innihald og form skjals þessa er unnið af starfsmönnum Hagfræðideildar Landsbankans hf. (hagfraedideild@landsbankinn.is) og byggist á aðgengilegum opinberum upplýsingum á þeim tíma sem greiningin var unnin. Mat á þeim upplýsingum endurspeglar skoðanir starfsmanna Hagfræðideildar Landsbankans á þeim degi þegar greiningin er dagsett, en þær geta breyst án fyrirvara.

Landsbankinn hf. og starfsfólk hans taka ekki ábyrgð á viðskiptum sem byggð eru á þeim upplýsingum og skoðunum sem hér eru settar fram.

Bent skal á að Landsbankinn hf. getur á hverjum tíma haft beinna eða óbeinna hagsmuna að gæta, ýmist sjálfur, dótturfélög hans eða fyrir hönd viðskiptamanna, s.s. sem fjárfestir, lánardrottinn eða þjónustuaðili. Greiningar eru engu að síður unnar sjálfstætt af Hagfræðideild Landsbankans og innan Landsbankans eru í gildi reglur um aðskilnað starfssviða sem eru aðgengilegar á vef bankans.

