



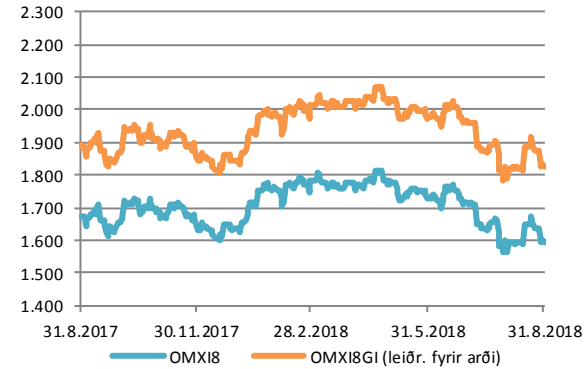
Vikubyrjun
Innlendar markaðsupplýsingar
3. september 2018

Hlutabréf

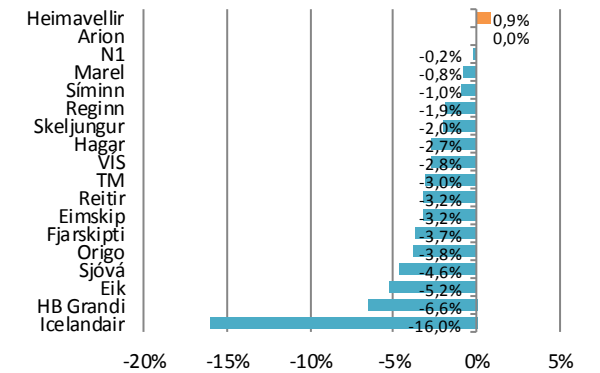
Félag	Verð	Velta (m.kr.)	Breyting síðan ...				
			áramót	1V	1M	3M	12M
OMX18	1593,8	7.001	-2,5%	-2,7%	-0,2%	-7,6%	-4,8%
OMX18GI	1824,4		-1,2%	-2,7%	-0,2%	-7,4%	-3,6%
Marel	368,5	302	15,7%	-0,8%	0,8%	-3,3%	10,2%
Icelandair	7,1	799	-51,3%	-16,0%	-18,6%	-40,3%	-51,7%
Eimskip	226,5	566	-6,9%	-3,2%	-5,4%	19,2%	-12,8%
HB Grandi	31,2	69	-9,2%	-6,6%	-7,8%	-9,2%	-1,5%
Hagar	44,6	130	27,4%	-2,7%	-4,5%	-1,3%	28,3%
N1	126,5	883	11,0%	-0,2%	8,6%	9,5%	11,0%
Skeljungur	7,2	421	13,6%	-2,0%	15,0%	8,8%	20,6%
Fjarskipti	60,7	119	-10,5%	-3,7%	-4,0%	-8,7%	0,5%
Síminn	4,1	606	1,0%	-1,0%	4,0%	-5,1%	6,2%
Origo	20,3	24	-24,3%	-3,8%	-5,6%	-7,3%	-30,0%
Arion	90,6	597		0,0%	7,2%		
Sjóvá	14,0	147	-9,8%	-4,6%	-4,2%	-11,5%	-7,8%
VÍS	10,9	638	-1,8%	-2,8%	-0,1%	-15,5%	14,6%
TM	30,6	285	-1,8%	-3,0%	-4,1%	-7,7%	10,2%
Reginn	19,4	422	-24,2%	-1,9%	-1,1%	-13,6%	-19,2%
Reitir	79,4	665	-6,0%	-3,2%	1,5%	-5,7%	-8,4%
Eik	8,1	330	-18,9%	-5,2%	-1,0%	-15,3%	-17,9%
Heimavellir	1,2	113		0,9%	-1,7%	-7,3%	

Leiðrétt fyrir arðgreiðslum. Heimild: Kodiak, útreikningar Hagfræðideildar

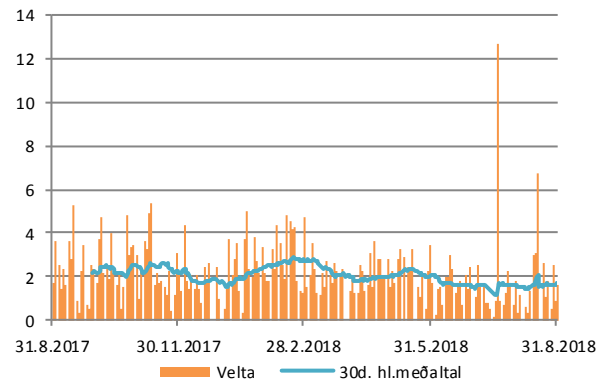
Úrvalsvísitalan



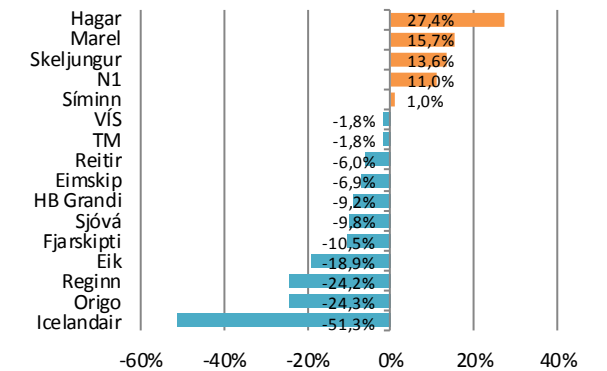
Breyting í vikunni



Velta

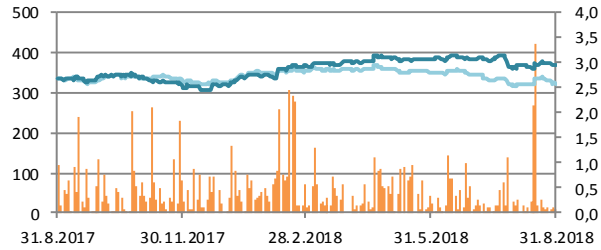


Síðan áramót

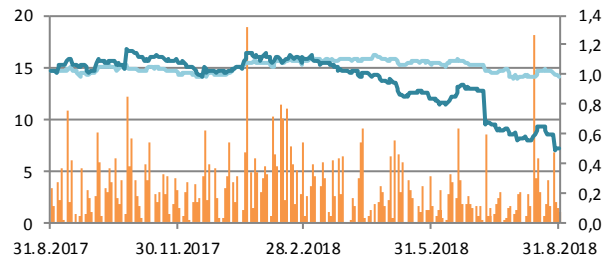


Hlutabréf

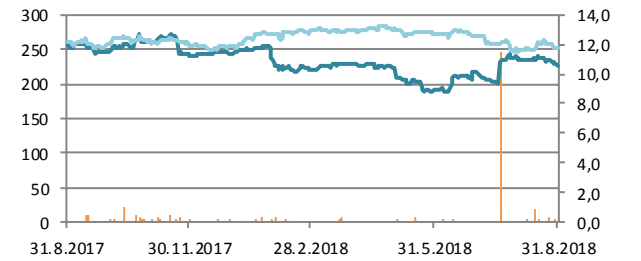
Marel



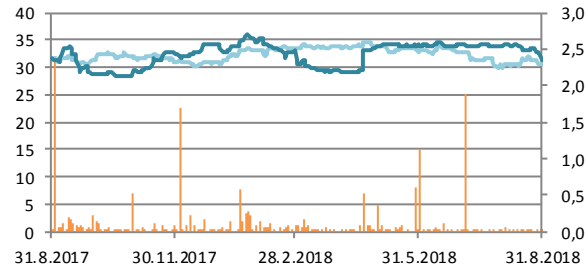
Icelandair



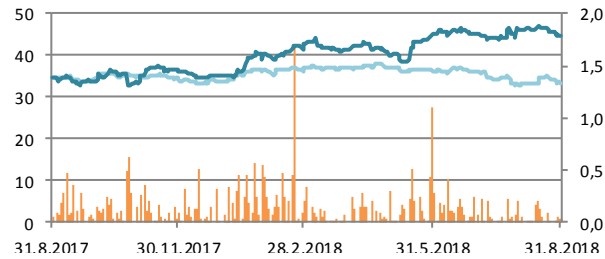
Eimskip



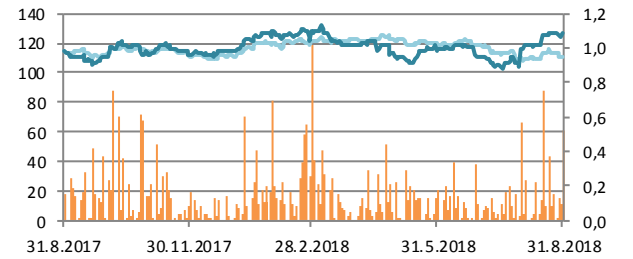
HB Grandi



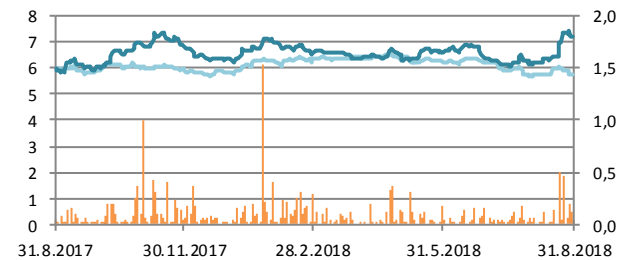
Hagar



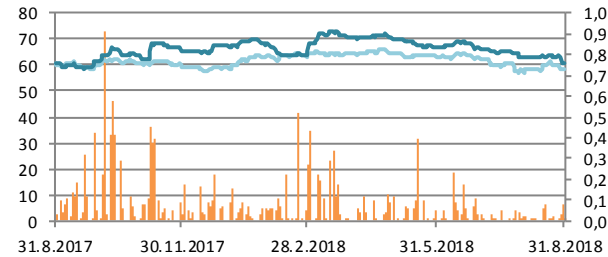
N1



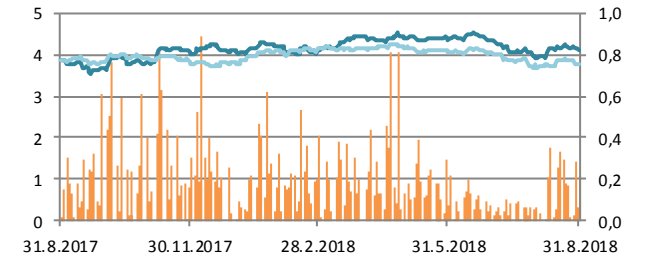
Skeljungur



Fjarskipti

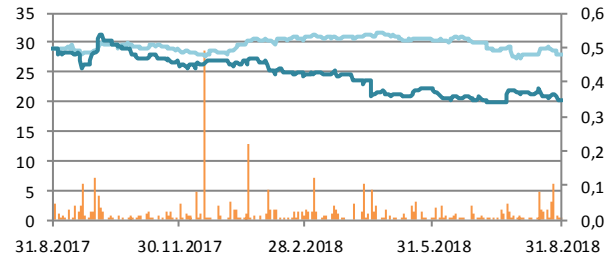


Síminn

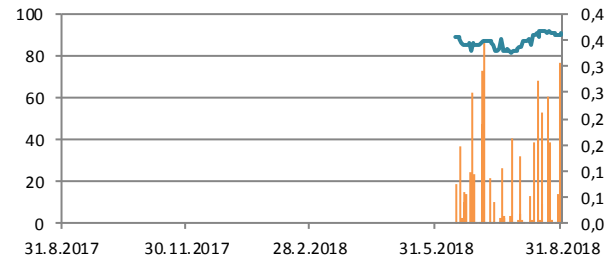


Hlutabréf

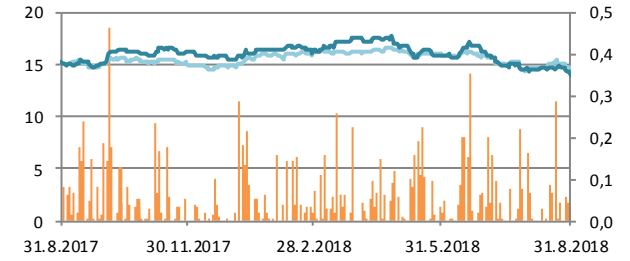
Origo



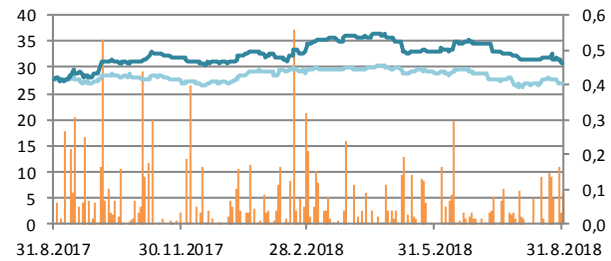
Arion



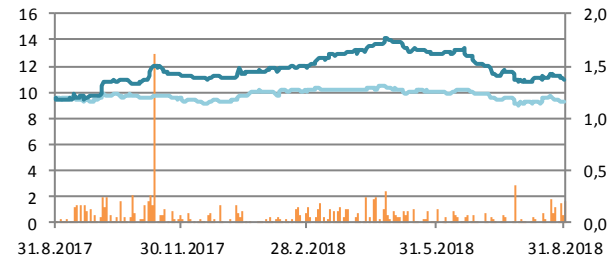
Sjóvá



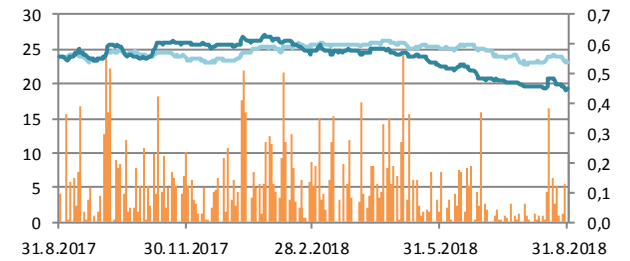
TM



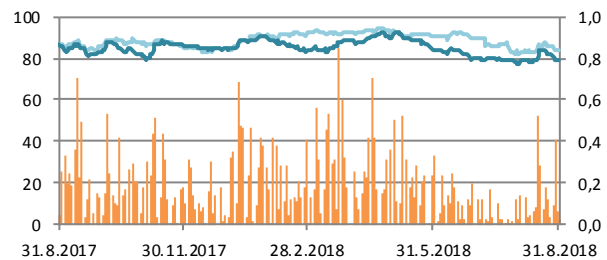
VÍS



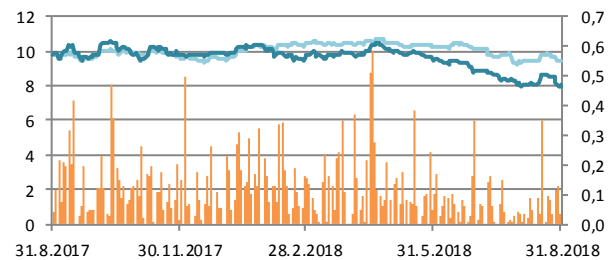
Reginn



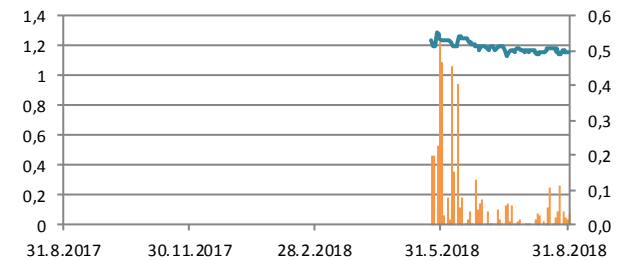
Reitir



Eik



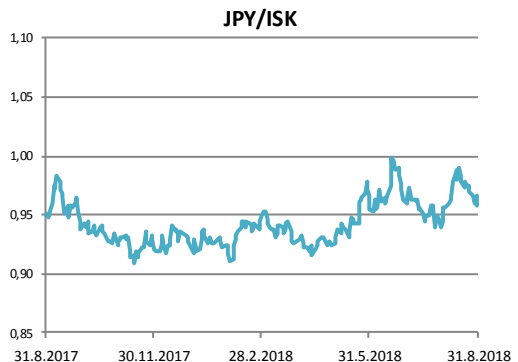
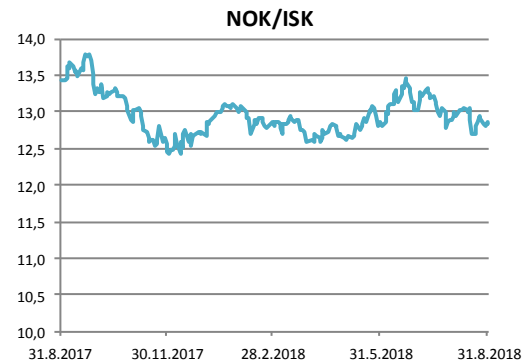
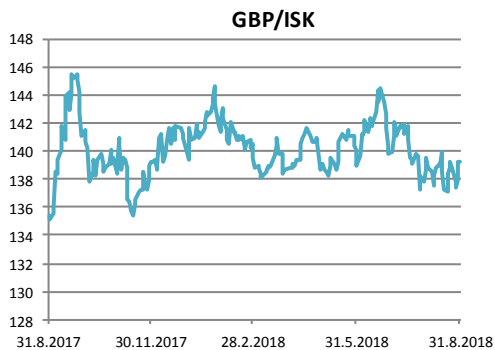
Heimavellir



Gjaldeyrismarkaðurinn

Gengi ISK	31.ágú	Breyting síðan ...				
		ármót	1V	1M	3M	12M
GVT	162,6	-0,2%	-0,2%	1,5%	0,8%	-0,4%
EUR	124,9	-0,1%	-0,1%	1,7%	1,6%	0,2%
USD	107,1	2,6%	-0,8%	2,3%	1,8%	1,9%
GBP	139,3	-1,2%	0,4%	1,1%	-0,6%	2,8%
SEK	11,7	-7,6%	-0,8%	-1,8%	-1,9%	-10,7%
DKK	16,8	-0,3%	0,0%	1,6%	1,5%	-0,1%
NOK	12,8	0,9%	-0,5%	-0,3%	-0,2%	-4,3%
JPY	0,97	4,2%	-0,2%	3,0%	0,1%	1,7%

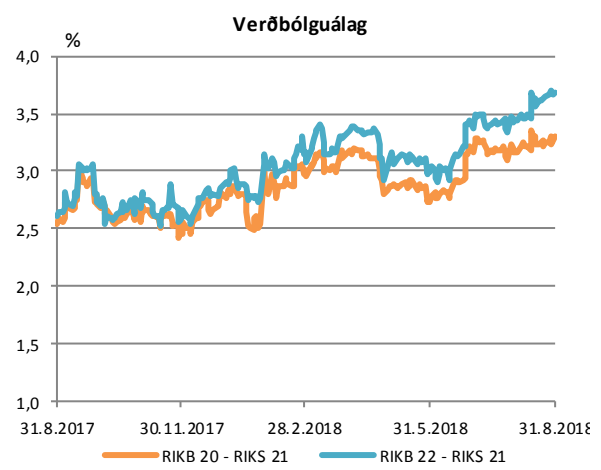
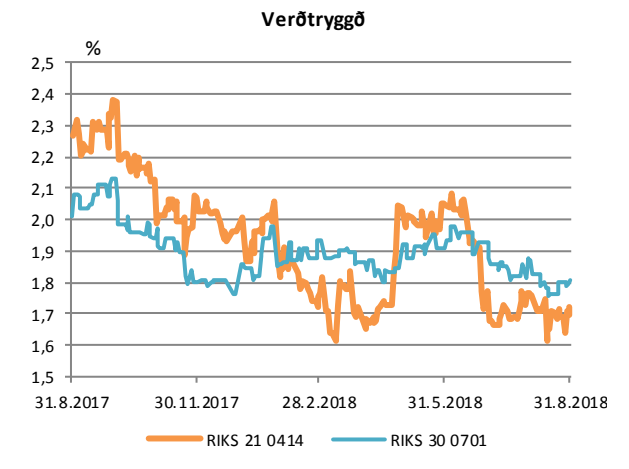
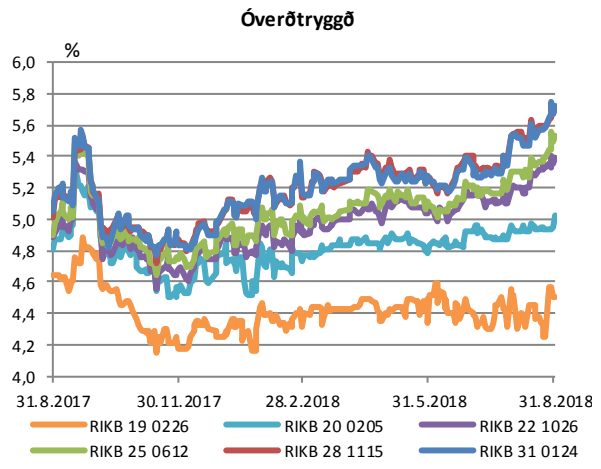
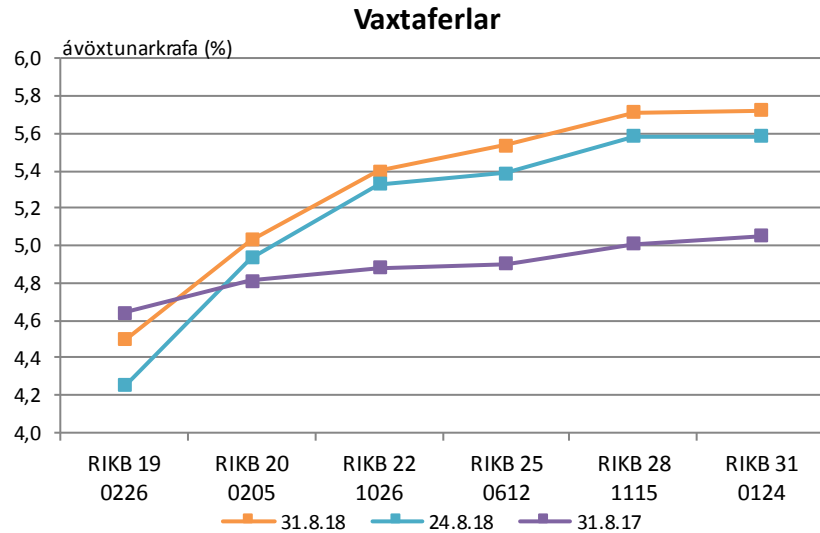
Miðgengi Seðlabanka Íslands. Heimild: Kodiak



Ríkisbréf

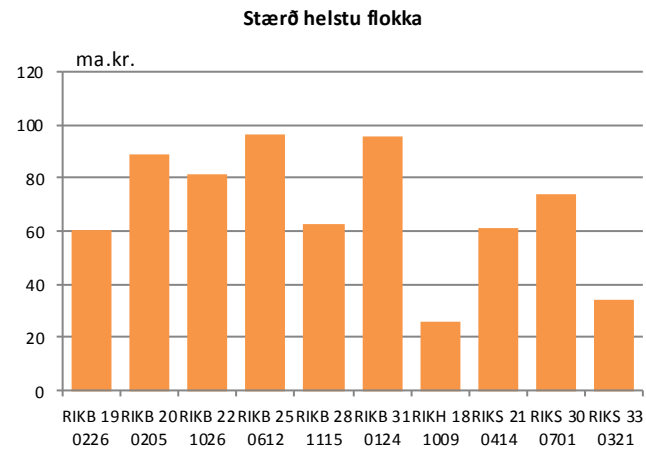
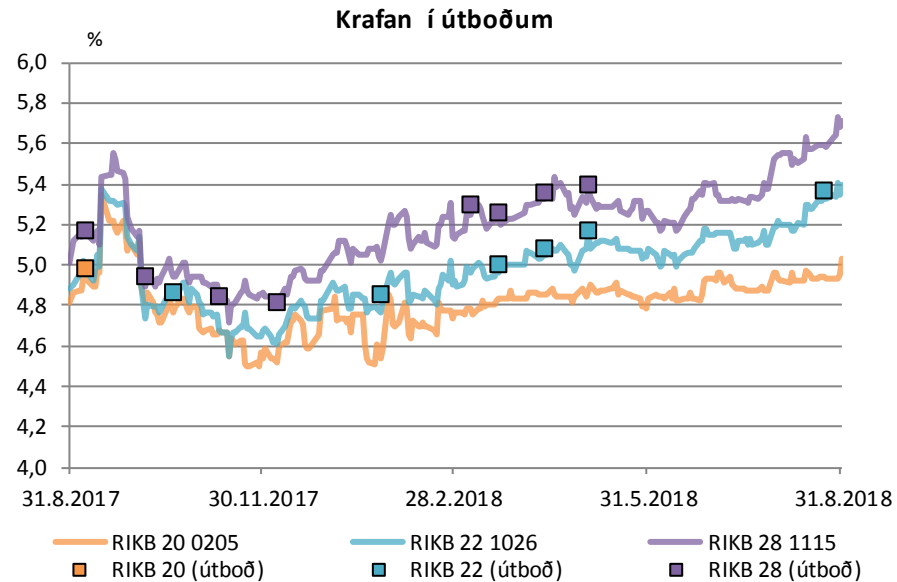
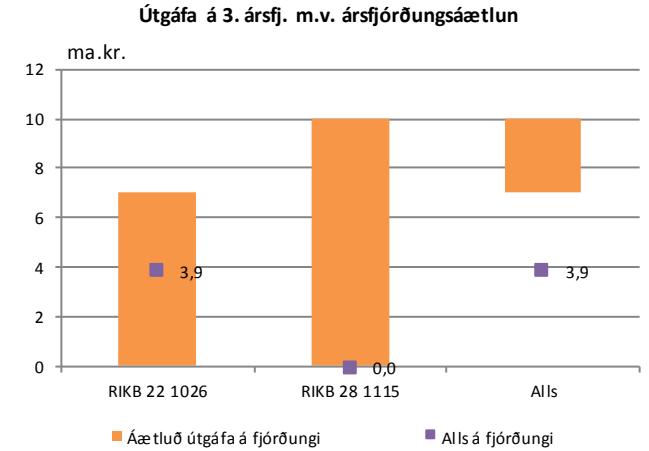
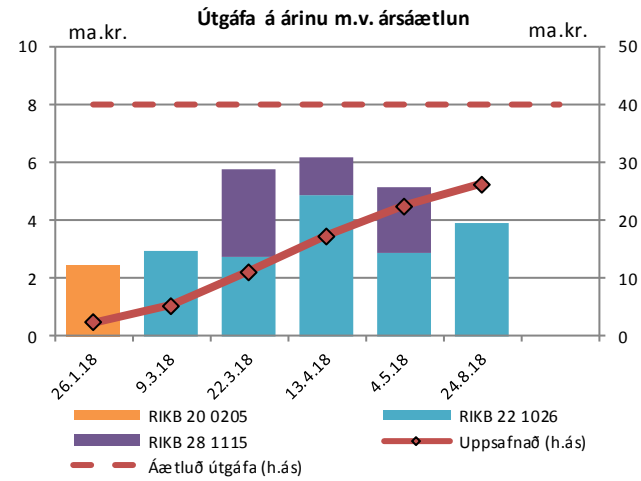
	verð	krafa	velta (ma.kr./viku)	Breyting síðan ...				
				árm.	1V	1M	3M	12M
RIKB 19 0226	101,93	4,50	1,2	0,25	0,25	-0,01	0,16	-0,14
RIKB 20 0205	101,60	5,03	2,1	0,25	0,09	0,07	0,24	0,22
RIKB 22 1026	106,70	5,40	2,7	0,57	0,06	0,21	0,35	0,52
RIKB 25 0612	113,56	5,54	1,5	0,66	0,15	0,24	0,43	0,64
RIKB 28 1115	94,60	5,71	2,7	0,74	0,12	0,18	0,44	0,70
RIKB 31 0124	106,70	5,73	1,8	0,73	0,14	0,19	0,45	0,67
RIKS 21 0414	105,25	1,72	1,3	-0,24	0,03	-0,05	-0,33	-0,54
RIKS 30 0701	115,25	1,81	0,5	0,05	0,01	-0,07	-0,10	-0,20

Heimild: Kodiak



Útboð ríkisbréfa

Seinustu útboð		Tilboð	Samþykkt	Verð	Krafa
Dags	Flokkur				
24.8.18	RIKB 22 1026	4,2	3,6	106,88	5,36
4.5.18	RIKB 22 1026	5,6	2,7	108,13	5,16
4.5.18	RIKB 28 1115	4,8	2,3	96,90	5,39
13.4.18	RIKB 22 1026	5,8	4,5	108,57	5,07
13.4.18	RIKB 28 1115	1,6	1,4	97,18	5,35
22.3.18	RIKB 22 1026	3,3	2,5	109,02	4,99
22.3.18	RIKB 28 1115	3,8	3,1	97,97	5,25
9.3.18	RIKB 28 1115	4,1	3,0	97,65	5,29

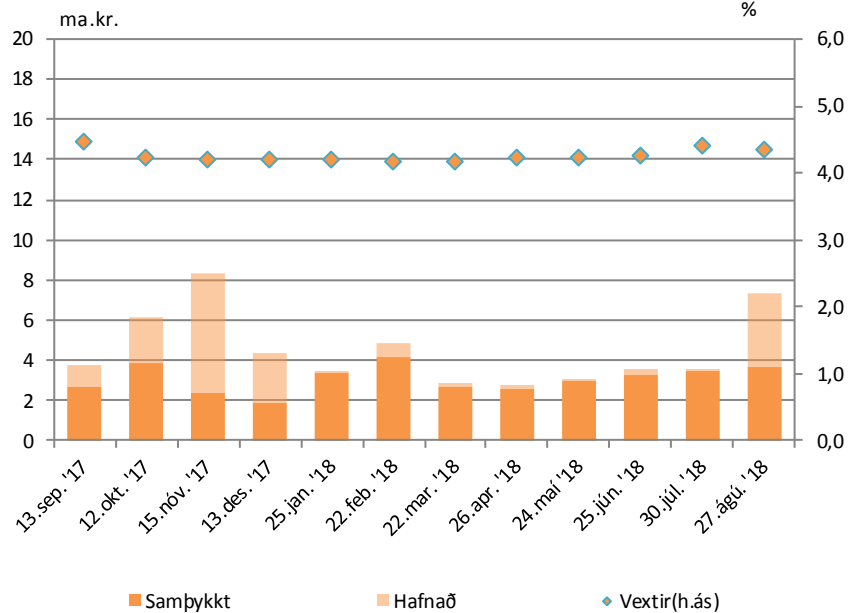


Útboð ríkisvixla

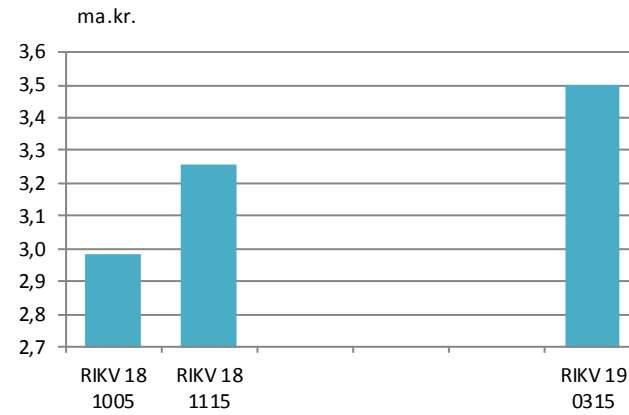
Dags.	Flokkur	Samþykkt	Vextir
27.08.18	RIKV 18 1115	3,6	4,35
30.07.18	RIKV 19 0315	3,5	4,43
25.06.18	RIKV 18 1115	3,3	4,26
24.05.18	RIKV 18 1005	3,0	4,24
26.04.18	RIKV 18 0807	2,6	4,23
22.03.18	RIKV 18 0808	2,7	4,19

Heimild: Lánamál ríkisins

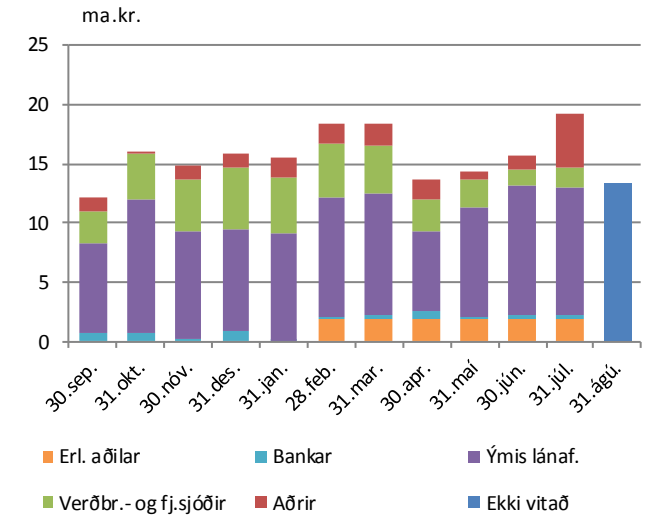
Niðurstaða útboða



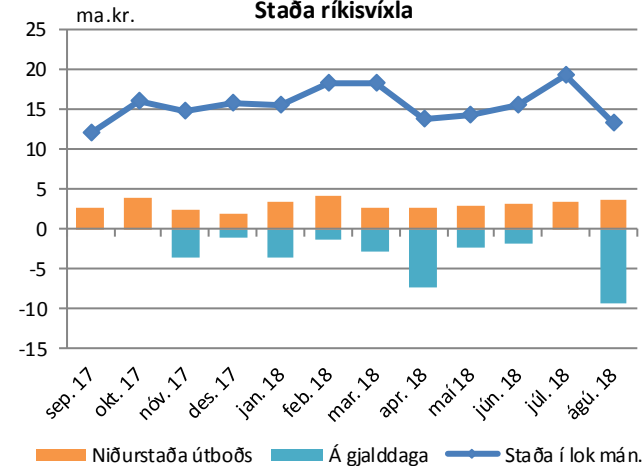
Útistandandi ríkisvixlar



Eigendaskipting



Staða ríkisvixla

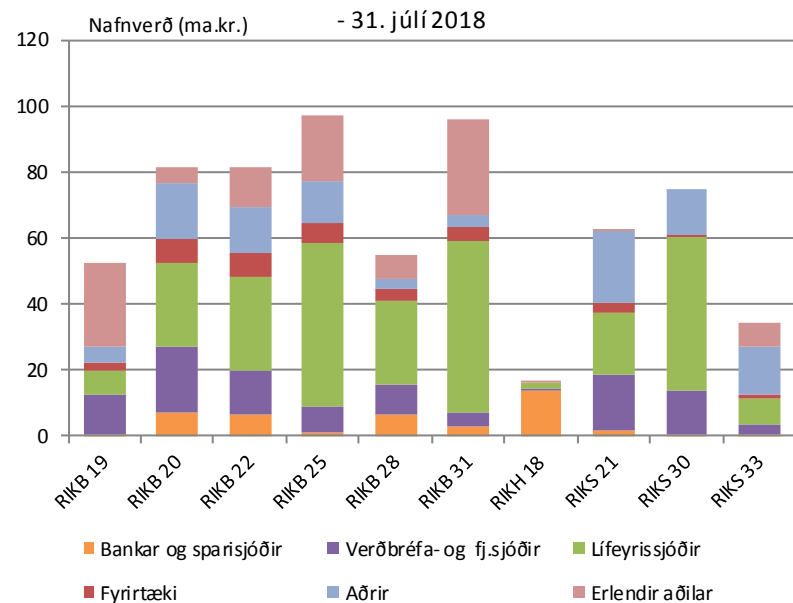


Eigendaskipti ríkisbréfa

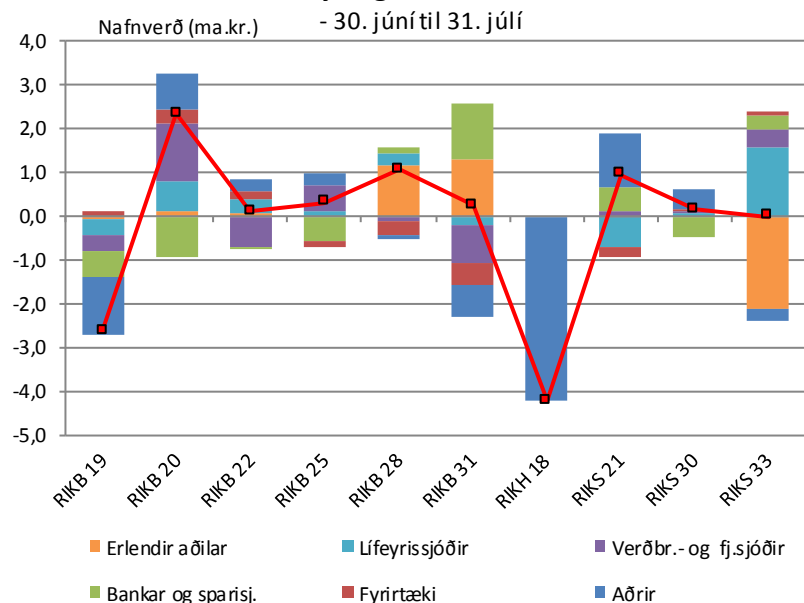
	Eigendaskipting (ma.kr.)										
	RIKB 19	RIKB 20	RIKB 22	RIKB 25	RIKB 28	RIKB 31	RIKH 18	RIKS 21	RIKS 30	RIKS 33	Alls
Bankar og sparisjóðir	0,6	6,9	6,4	1,0	6,6	2,7	14,0	1,6	0,7	0,3	41,1
Verðbréfa- og fj.sjóðir	11,8	19,9	13,6	8,1	9,0	4,5	0,5	16,8	13,0	3,3	100,4
Lífeyrissjóðir	7,3	25,6	28,6	49,6	25,5	51,8	2,0	18,8	46,7	7,9	263,6
Fyrirtæki	2,5	7,4	7,3	6,0	3,7	4,6	0,0	3,3	0,8	1,0	36,7
Aðrir	5,0	16,7	13,4	12,8	2,9	3,2	0,0	21,8	13,4	14,8	104,0
Erlendir aðilar	25,4	4,7	12,4	19,6	7,1	29,4	0,1	0,4	0,0	6,9	106,1
Nafnverð alls (ma.kr)	52,8	81,2	81,6	97,2	54,9	96,2	16,5	62,7	74,6	34,2	651,9

Heimild: Lánamál ríkisins

Eigendur ríkisverðbréfa



Breyting milli mánaða

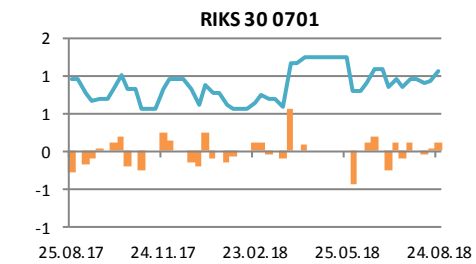
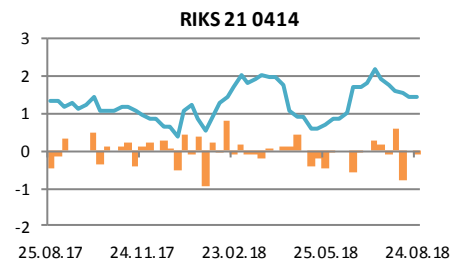
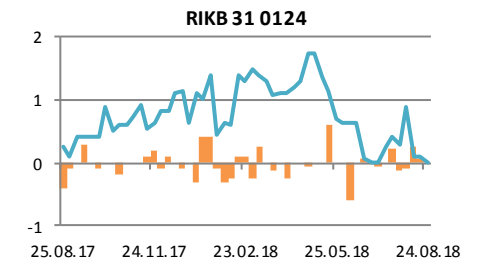
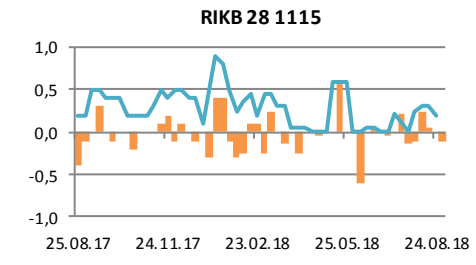
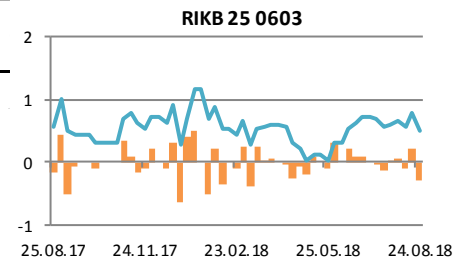
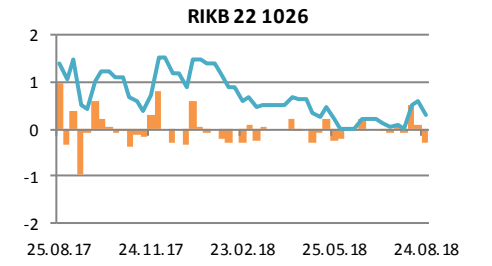
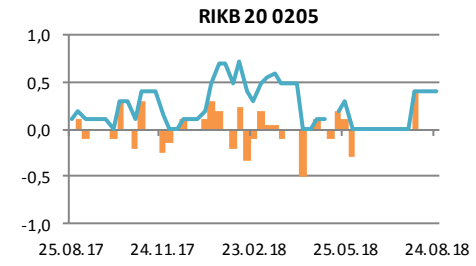
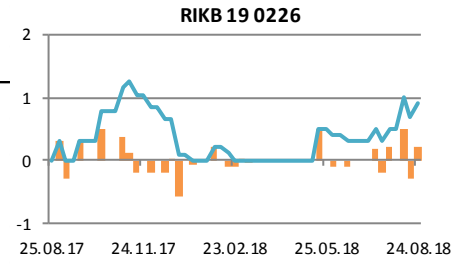
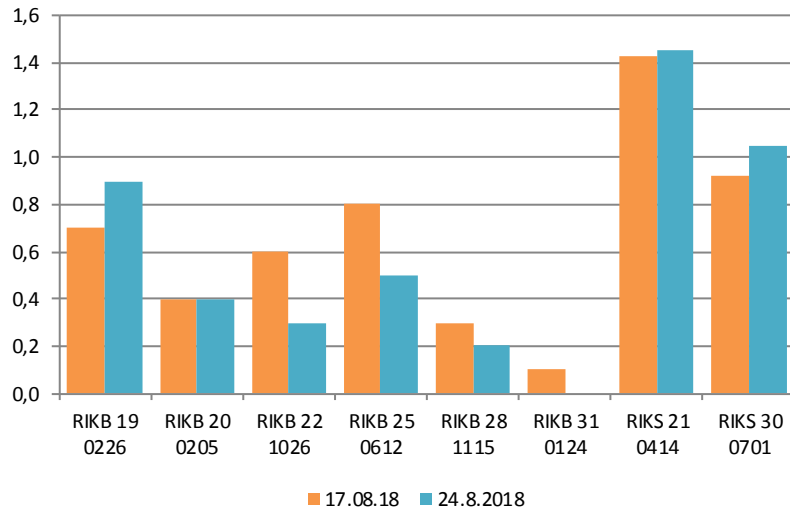


Verðbréfalán

Flokkur	Nafnverð (m.kr.)	Breyting síðan				
		1V	4V	12V	26V	52V
RIKB 19 0226	900	200	400	505	900	900
RIKB 20 0205	400	0	400	400	100	300
RIKB 22 1026	300	-300	200	300	-300	-1.100
RIKB 25 0612	500	-300	-100	175	75	-75
RIKB 28 1115	200	-100	200	200	0	0
RIKB 31 0124	0	-100	-300	-650	-1.300	-250
RIKS 21 0414	1.455	25	-295	605	-240	145
RIKS 30 0701	1.050	125	100	250	400	90

Heimild: Lánamál Ríkisins

Breyting milli vikna



Innihald og form skjals þessa er unnið af starfsmönnum Hagfræðideildar Landsbankans hf. (hagfraedideild@landsbankinn.is) og byggist á aðgengilegum opinberum upplýsingum á þeim tíma sem greiningin var unnin. Mat á þeim upplýsingum endurspeglar skoðanir starfsmanna Hagfræðideildar Landsbankans á þeim degi þegar greiningin er dagsett, en þær geta breyst án fyrirvara.

Landsbankinn hf. og starfsfólk hans taka ekki ábyrgð á viðskiptum sem byggð eru á þeim upplýsingum og skoðunum sem hér eru settar fram.

Bent skal á að Landsbankinn hf. getur á hverjum tíma haft beinna eða óbeinna hagsmuna að gæta, ýmist sjálfur, dótturfélög hans eða fyrir hönd viðskiptamanna, s.s. sem fjárfestir, lánardrottinn eða þjónustuaðili. Greiningar eru engu að síður unnar sjálfstætt af Hagfræðideild Landsbankans og innan Landsbankans eru í gildi reglur um aðskilnað starfssviða sem eru aðgengilegar á vef bankans.

