



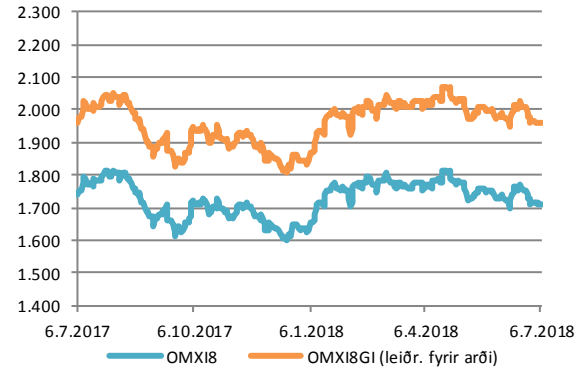
Vikubyrjun
Innlendar markaðsupplýsingar
9. júlí 2018

Hlutabréf

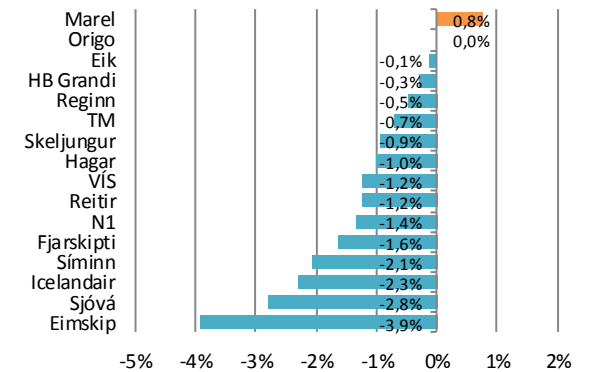
| Félag | Verð | Velta (m.kr.) | Breyting síðan ... | | | | |
|------------|--------|---------------|--------------------|-------|-------|--------|--------|
| | | | áramót | 1V | 1M | 3M | 12M |
| OMXI8 | 1710,4 | 5.216 | 4,6% | -0,3% | -1,3% | -3,5% | -1,5% |
| OMXI8GI | 1957,9 | | 6,0% | -0,3% | -1,1% | -3,3% | -0,2% |
| Marel | 386,0 | 702 | 21,2% | 0,8% | -0,3% | 2,7% | 15,8% |
| Icelandair | 12,7 | 378 | -12,8% | -2,3% | 11,3% | -13,5% | -11,6% |
| Eimskip | 209,0 | 74 | -14,1% | -3,9% | 7,7% | -7,7% | -31,1% |
| HB Grandi | 34,0 | 1.887 | -0,9% | -0,3% | 0,3% | 16,4% | 6,6% |
| Hagar | 44,6 | 304 | 27,5% | -1,0% | -3,0% | 5,8% | 15,9% |
| N1 | 109,5 | 284 | -3,9% | -1,4% | -6,0% | -8,4% | -5,2% |
| Skeljungur | 6,3 | 152 | -0,3% | -0,9% | -6,4% | -1,4% | 16,0% |
| Fjarskipti | 65,8 | 28 | -2,9% | -1,6% | -1,8% | -6,7% | 6,5% |
| Síminn | 4,3 | 179 | 4,4% | -2,1% | -3,0% | -2,5% | 4,1% |
| Origo | 20,3 | 13 | -24,3% | 0,0% | -2,6% | -14,0% | -37,1% |
| Sjóvá | 15,7 | 562 | 1,3% | -2,8% | -0,3% | -9,0% | -6,4% |
| VÍS | 12,1 | 93 | 8,2% | -1,2% | -7,3% | -8,4% | 28,7% |
| TM | 34,5 | 20 | 10,5% | -0,7% | 3,5% | -3,0% | 17,3% |
| Reginn | 20,8 | 104 | -18,9% | -0,5% | -6,5% | -14,9% | -23,0% |
| Reitir | 79,5 | 300 | -5,9% | -1,2% | -5,1% | -9,6% | -14,3% |
| Eik | 8,9 | 136 | -10,6% | -0,1% | -6,0% | -9,4% | -16,4% |

Leiðrétt fyrir arðgreiðslum. Heimild: Kodiak, útreikningar Hagfræðideildar

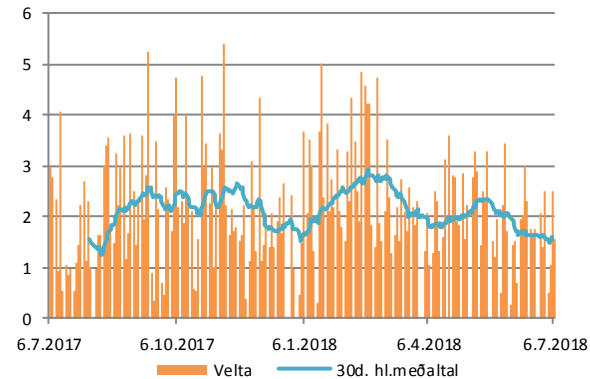
Úrvalsvísitalan



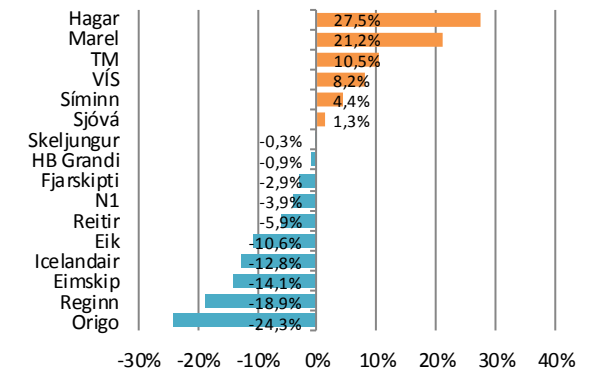
Breyting í vikunni



Velta

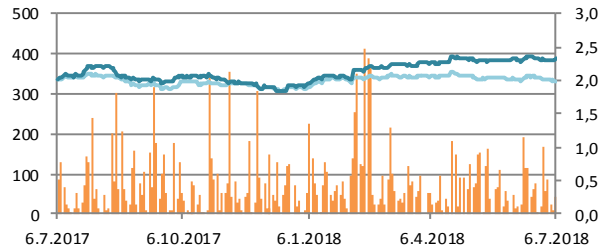


Síðan áramót

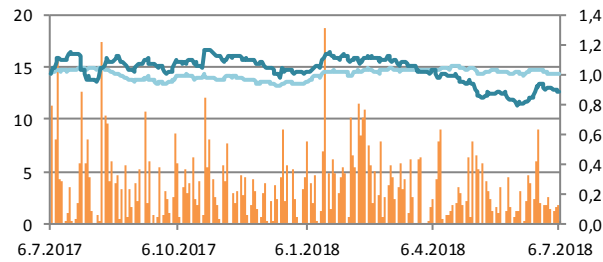


Hlutabréf

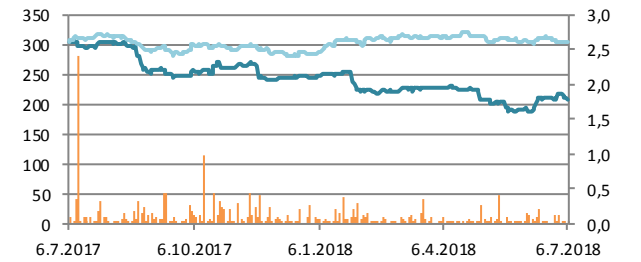
Marel



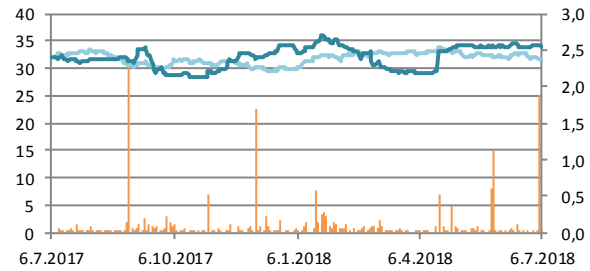
Icelandair



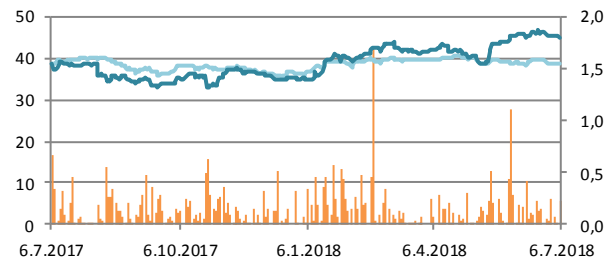
Eimskip



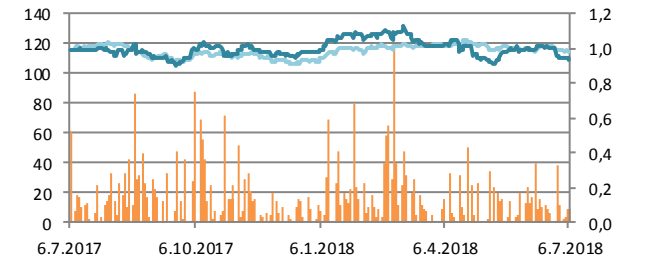
HB Grandi



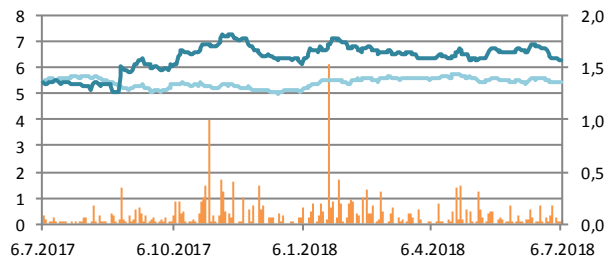
Hagar



N1

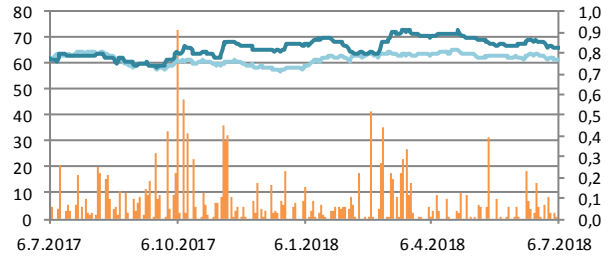


Skeljungur

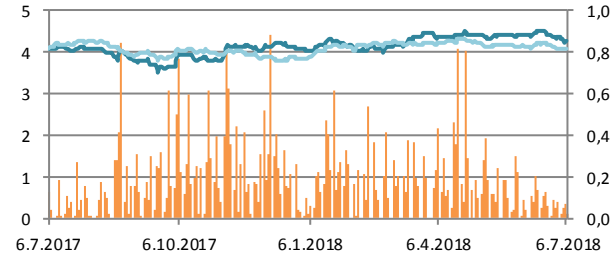


Hlutabréf

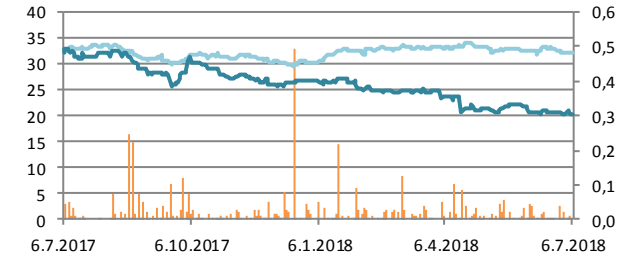
Fjarskipti



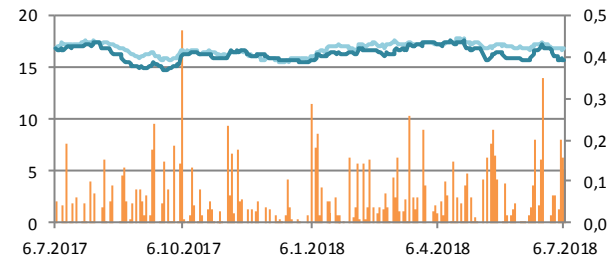
Síminn



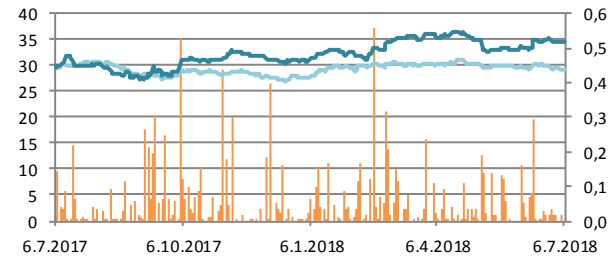
Origo



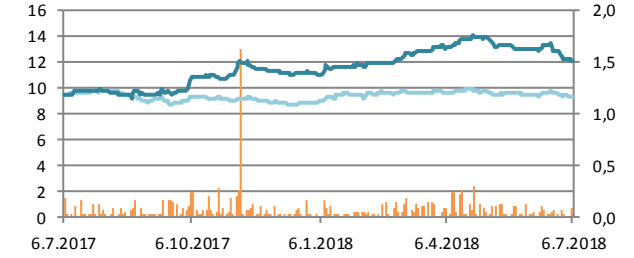
Sjóvá



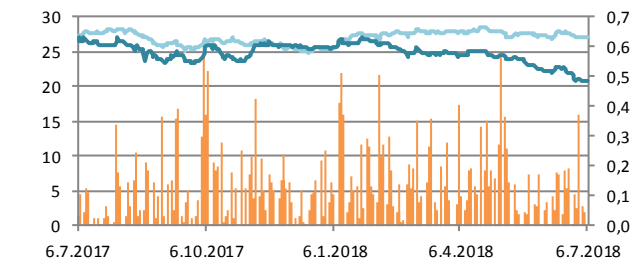
TM



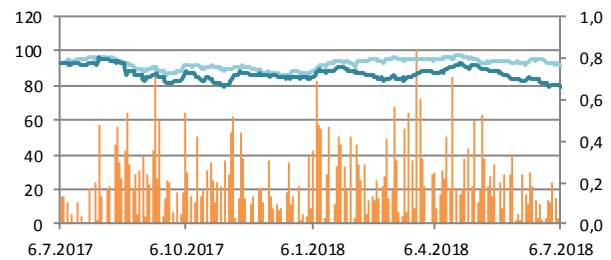
VÍS



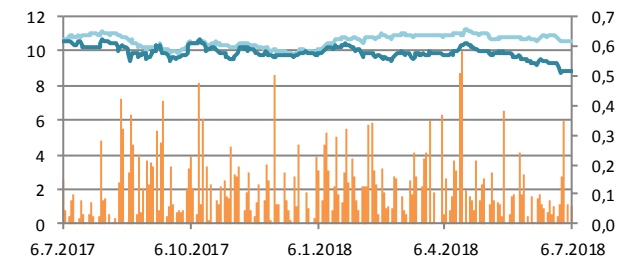
Reginn



Reitir



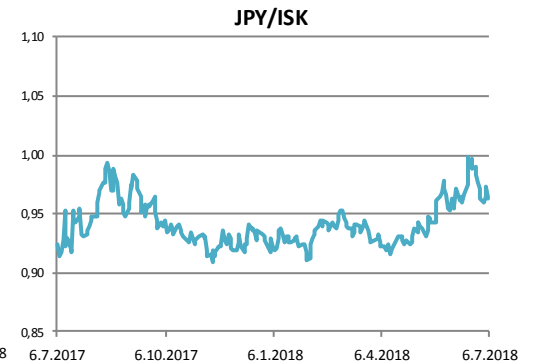
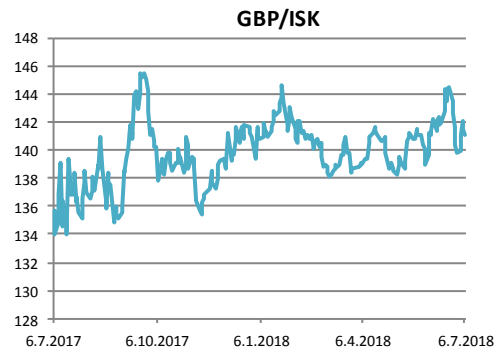
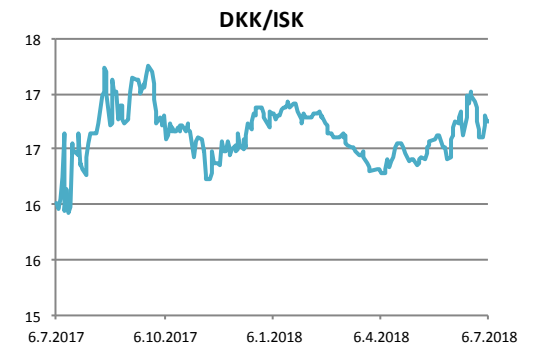
Eik



Gjaldeyrismarkaðurinn

| Gengi ISK | 6.júl | Breyting síðan ... | | | | |
|-----------|--------------|--------------------|------|-------|------|-------|
| | | ármót | 1V | 1M | 3M | 12M |
| GVT | 163,1 | 0,2% | 0,7% | 0,7% | 3,6% | 3,4% |
| EUR | 124,8 | -0,2% | 0,8% | 0,9% | 2,9% | 4,8% |
| USD | 106,6 | 2,1% | 0,2% | 1,4% | 7,6% | 1,9% |
| GBP | 141,1 | 0,1% | 0,9% | -0,1% | 1,5% | 3,9% |
| SEK | 12,1 | -4,6% | 2,3% | 0,9% | 2,9% | -1,9% |
| DKK | 16,7 | -0,3% | 0,8% | 0,8% | 2,8% | 4,6% |
| NOK | 13,2 | 3,9% | 1,4% | 2,0% | 4,4% | 5,7% |
| JPY | 0,96 | 3,8% | 0,1% | 1,0% | 4,4% | 4,3% |

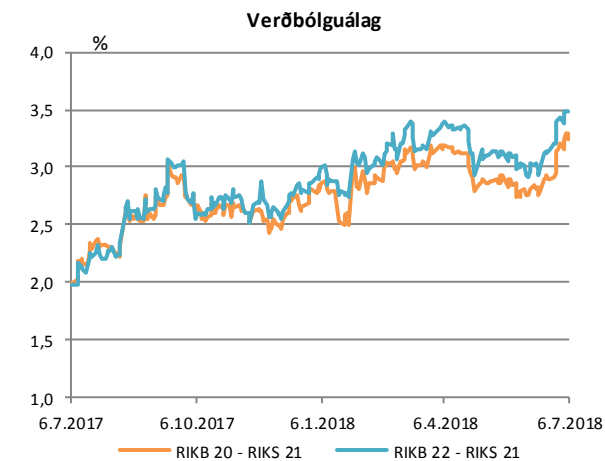
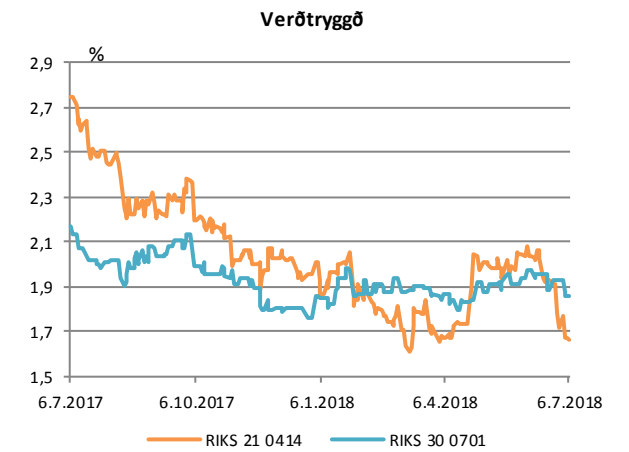
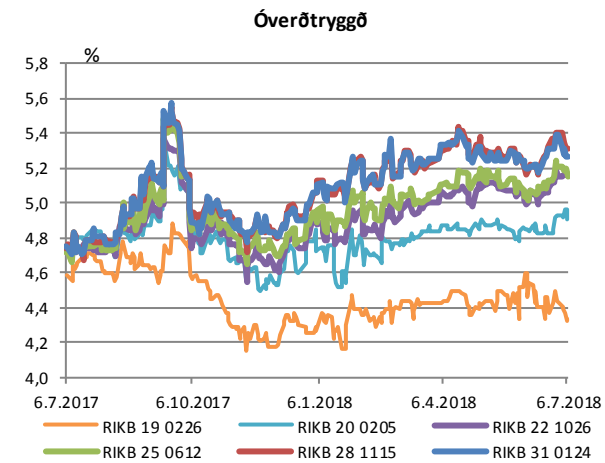
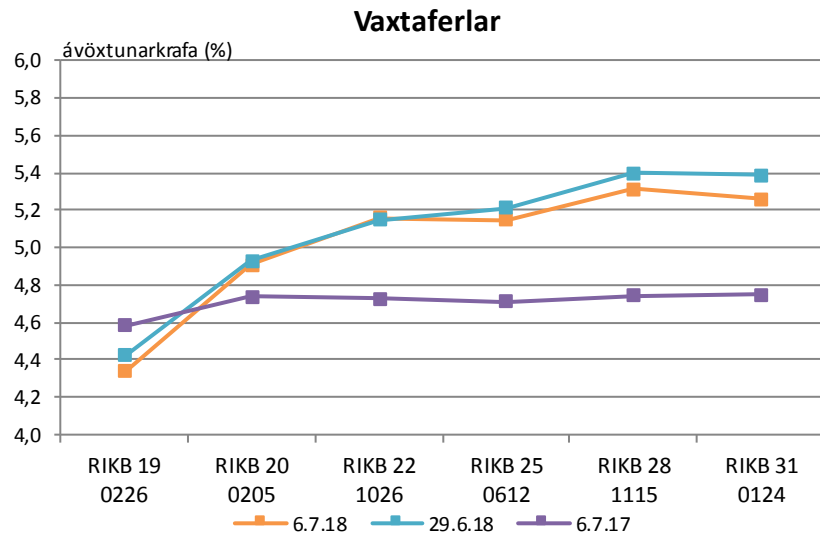
Miðgengi Seðlabanka Íslands. Heimild: Kodiak



Ríkisbréf

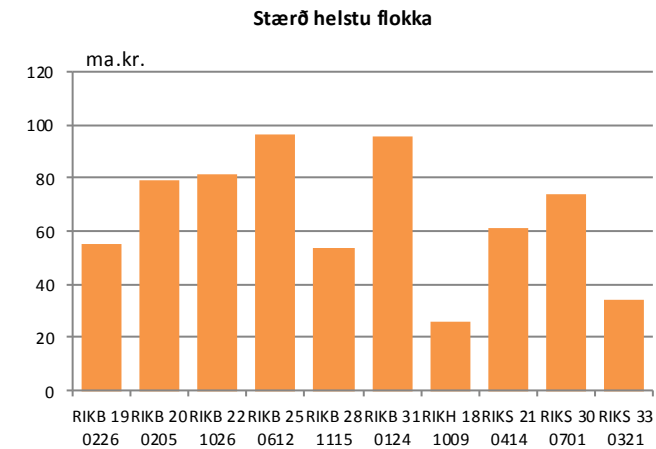
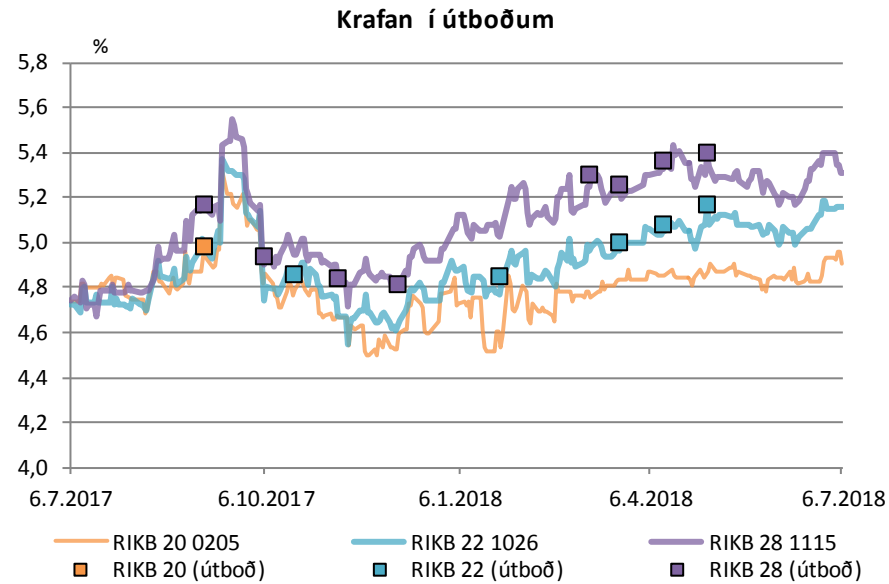
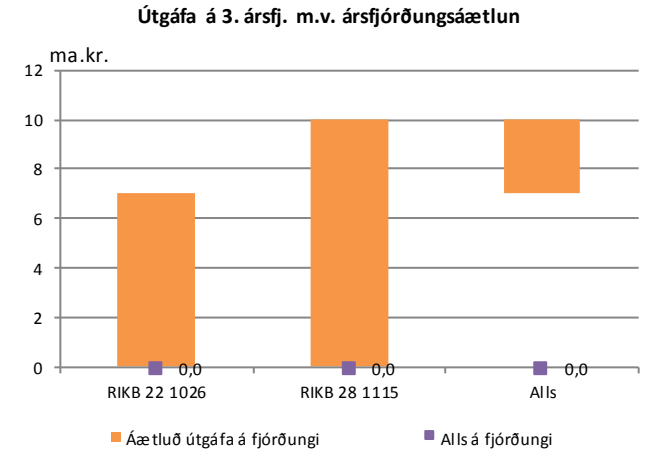
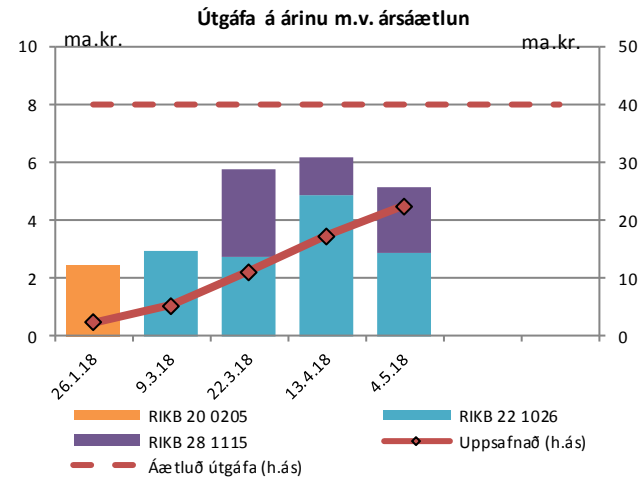
| | verð | krafa | velta (ma.kr./viku) | Breyting síðan ... | | | | |
|--------------|--------|-------|------------------------|--------------------|-------|-------|-------|-------|
| | | | | árm. | 1V | 1M | 3M | 12M |
| RIKB 19 0226 | 102,66 | 4,34 | 3,4 | 0,08 | -0,09 | -0,26 | -0,10 | -0,24 |
| RIKB 20 0205 | 101,95 | 4,91 | 1,1 | 0,13 | -0,02 | 0,06 | 0,04 | 0,17 |
| RIKB 22 1026 | 107,85 | 5,16 | 0,5 | 0,33 | 0,01 | 0,17 | 0,09 | 0,43 |
| RIKB 25 0612 | 116,27 | 5,14 | 1,0 | 0,27 | -0,07 | 0,11 | 0,05 | 0,43 |
| RIKB 28 1115 | 97,53 | 5,31 | 1,5 | 0,34 | -0,09 | 0,15 | 0,01 | 0,57 |
| RIKB 31 0124 | 111,14 | 5,26 | 1,7 | 0,27 | -0,13 | 0,06 | -0,08 | 0,51 |
| RIKS 21 0414 | 105,71 | 1,67 | 0,3 | -0,30 | -0,05 | -0,42 | -0,01 | -1,08 |
| RIKS 30 0701 | 114,81 | 1,86 | 0,1 | 0,10 | -0,07 | -0,12 | -0,01 | -0,31 |

Heimild: Kodiak



Útboð ríkisbréfa

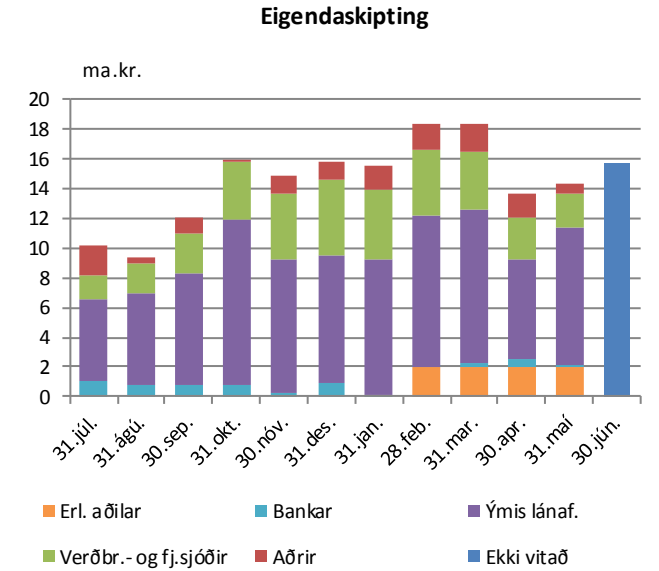
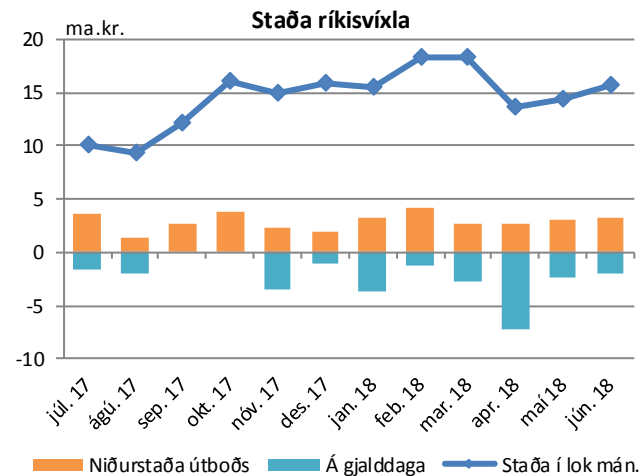
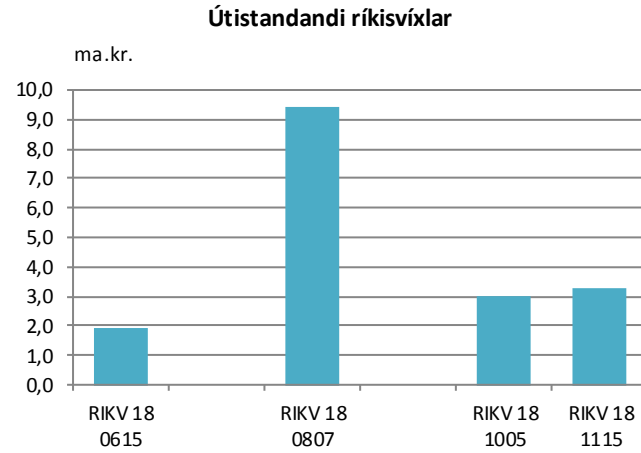
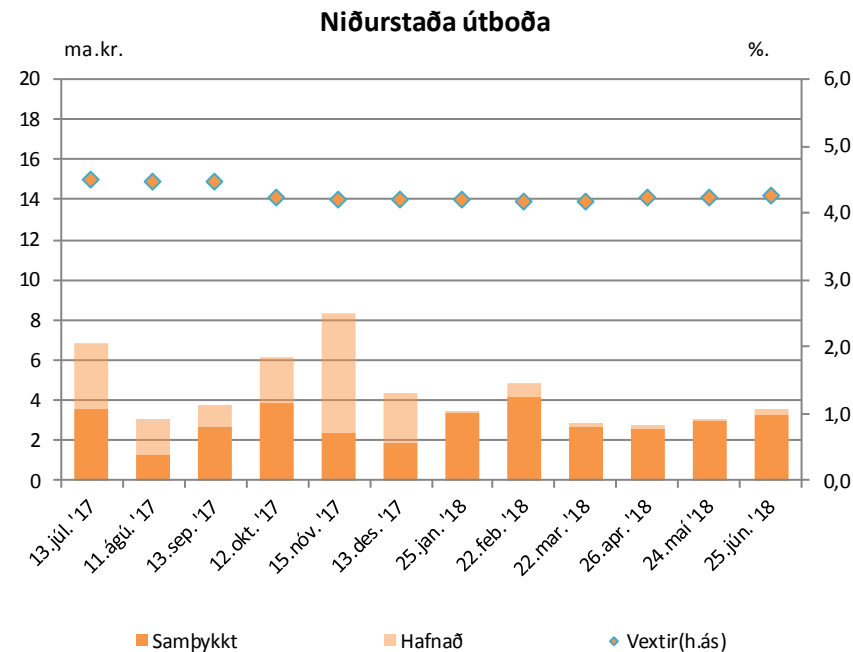
| Seinustu útboð | | Tilboð | Samþykkt | Verð | Krafa |
|----------------|--------------|--------|----------|--------|-------|
| Dags | Flokkur | | | | |
| 4.5.18 | RIKB 22 1026 | 5,6 | 2,7 | 108,13 | 5,16 |
| 4.5.18 | RIKB 28 1115 | 4,8 | 2,3 | 96,90 | 5,39 |
| 13.4.18 | RIKB 22 1026 | 5,8 | 4,5 | 108,57 | 5,07 |
| 13.4.18 | RIKB 28 1115 | 1,6 | 1,4 | 97,18 | 5,35 |
| 22.3.18 | RIKB 22 1026 | 3,3 | 2,5 | 109,02 | 4,99 |
| 22.3.18 | RIKB 28 1115 | 3,8 | 3,1 | 97,97 | 5,25 |
| 9.3.18 | RIKB 28 1115 | 4,1 | 3,0 | 97,65 | 5,29 |
| 26.1.18 | RIKB 22 1026 | 3,7 | 2,2 | 109,94 | 4,84 |



Útboð ríkisvísla

| dags | Flokkur | Samþykkt | Vextir |
|----------|--------------|----------|--------|
| 25.06.18 | RIKV 18 1115 | 3,3 | 4,26 |
| 24.05.18 | RIKV 18 1005 | 3,0 | 4,24 |
| 26.04.18 | RIKV 18 0807 | 2,6 | 4,23 |
| 22.03.18 | RIKV 18 0808 | 2,7 | 4,19 |
| 22.02.18 | RIKV 18 0809 | 2,7 | 4,19 |
| 25.01.18 | RIKV 18 0416 | 4,1 | 4,20 |

Heimild: Lánamál Ríkisins



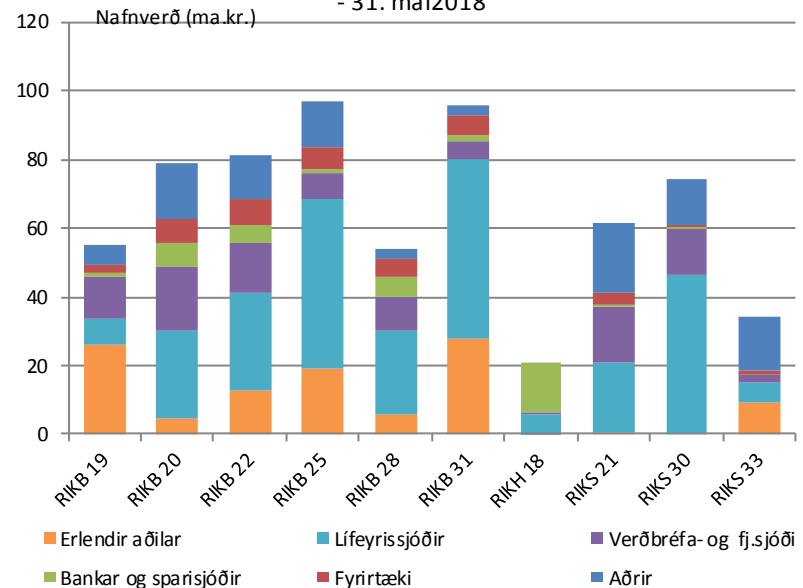
Eigendaskipti ríkisbréfa

| | Eigendaskipting (ma.kr.) | | | | | | | | | | |
|-------------------------|--------------------------|---------|---------|---------|---------|---------|---------|---------|---------|---------|-------|
| | RIKB 19 | RIKB 20 | RIKB 22 | RIKB 25 | RIKB 28 | RIKB 31 | RIKH 18 | RIKS 21 | RIKS 30 | RIKS 33 | Alls |
| Erlendir aðilar | 26,2 | 4,8 | 12,5 | 18,8 | 5,6 | 28,1 | 0,1 | 0,4 | 0,0 | 9,1 | 105,5 |
| Lífeyrissjóðir | 7,6 | 25,4 | 28,5 | 49,6 | 24,8 | 51,8 | 5,9 | 20,2 | 46,5 | 6,0 | 266,2 |
| Verðbréfa- og fj.sjóðir | 12,1 | 18,4 | 14,6 | 7,6 | 9,7 | 5,2 | 0,5 | 16,4 | 13,1 | 2,4 | 100,0 |
| Bankar og sparissjóðir | 0,9 | 7,3 | 5,6 | 1,3 | 5,9 | 2,0 | 14,4 | 0,6 | 0,9 | 0,1 | 39,0 |
| Bankar í slitameðferð | 2,4 | 7,0 | 7,1 | 6,3 | 4,8 | 5,6 | 0,0 | 3,4 | 0,7 | 1,1 | 38,5 |
| Aðrir | 6,2 | 16,0 | 13,2 | 13,2 | 3,0 | 3,3 | 0,0 | 20,8 | 13,3 | 15,5 | 104,4 |
| Nafnverð alls (ma.kr) | 55,4 | 78,9 | 81,6 | 96,9 | 53,8 | 96,0 | 20,8 | 61,7 | 74,5 | 34,2 | 653,6 |

Heimild: Lánamál ríkisins

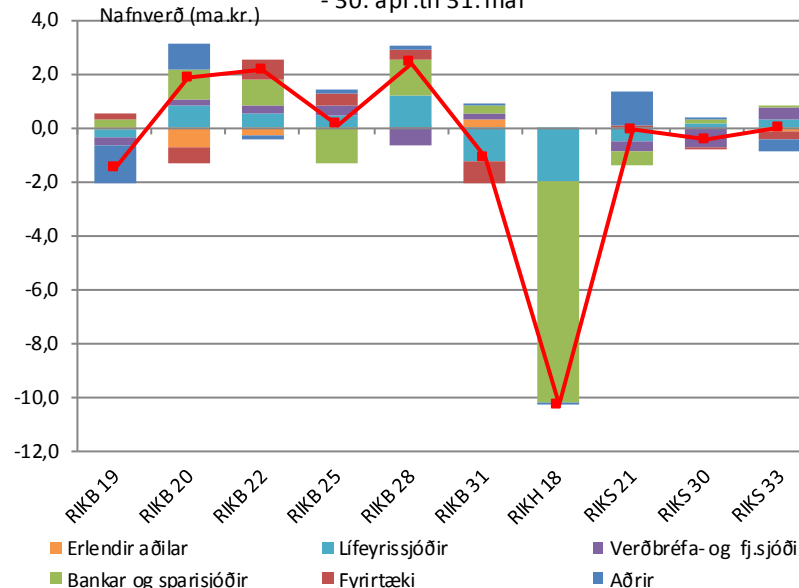
Eigendur ríkisverðbréfa

- 31. maí 2018



Breyting milli mánaða

- 30. apr. til 31. maí

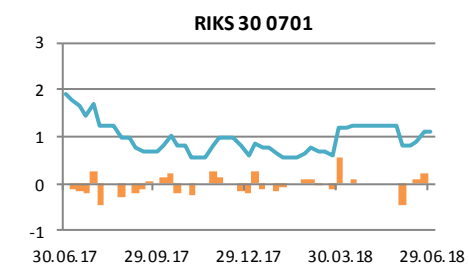
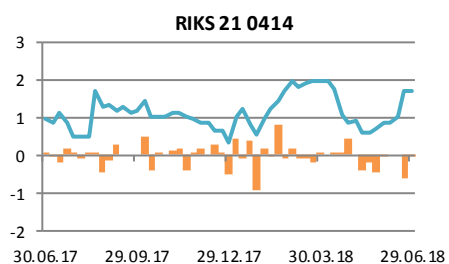
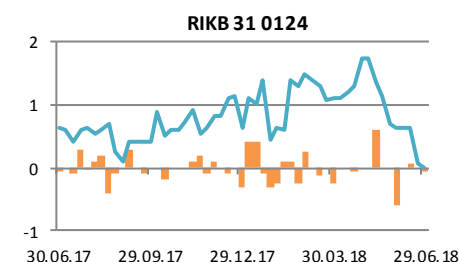
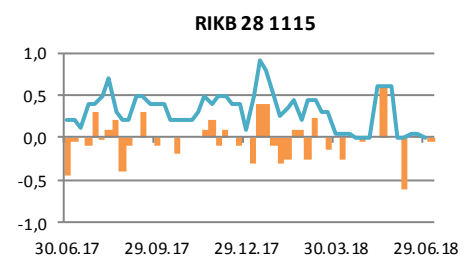
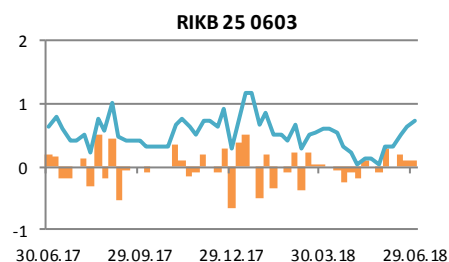
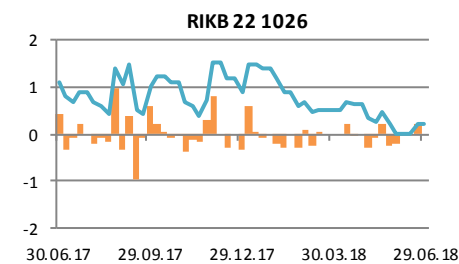
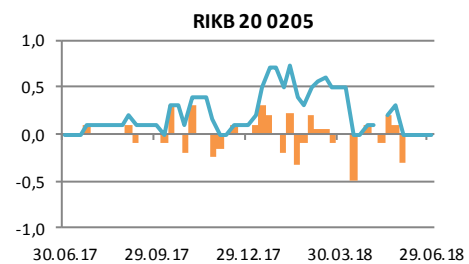
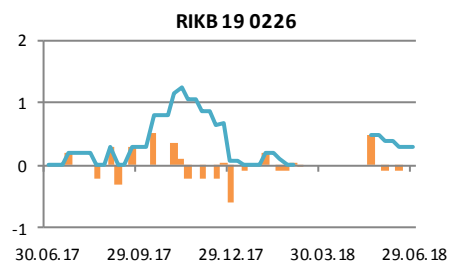
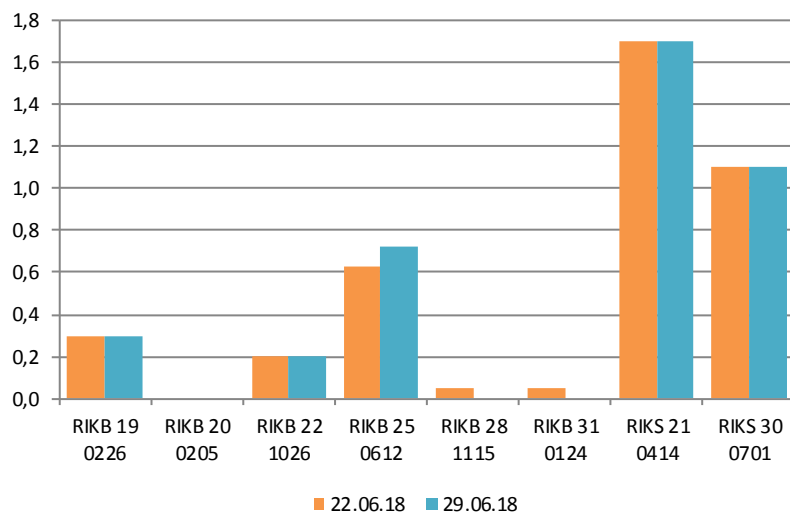


Verðbréfalán

| Flokkur | Nafnverð (m.kr.) | Breyting síðan | | | | |
|--------------|---------------------|----------------|------|--------|-------|------|
| | | 1V | 4V | 12V | 26V | 52V |
| RIKB 19 0226 | 295 | 0 | -100 | 295 | 220 | 295 |
| RIKB 20 0205 | 0 | 0 | 0 | -500 | -100 | 0 |
| RIKB 22 1026 | 200 | 0 | 200 | -300 | -684 | -920 |
| RIKB 25 0612 | 725 | 100 | 400 | 118 | 450 | 100 |
| RIKB 28 1115 | 0 | -50 | 0 | -50 | -100 | -200 |
| RIKB 31 0124 | 0 | -50 | -650 | -1.100 | -650 | -650 |
| RIKS 21 0414 | 1.700 | 0 | 850 | -275 | 1.350 | 750 |
| RIKS 30 0701 | 1.100 | 0 | 300 | -71 | 481 | -787 |

Heimild: Lánamál Ríkisins

Breyting milli vikna



Innihald og form skjals þessa er unnið af starfsmönnum Hagfræðideildar Landsbankans hf. (hagfraedideild@landsbankinn.is) og byggist á aðgengilegum opinberum upplýsingum á þeim tíma sem greiningin var unnin. Mat á þeim upplýsingum endurspeglar skoðanir starfsmanna Hagfræðideildar Landsbankans á þeim degi þegar greiningin er dagsett, en þær geta breyst án fyrirvara.

Landsbankinn hf. og starfsfólk hans taka ekki ábyrgð á viðskiptum sem byggð eru á þeim upplýsingum og skoðunum sem hér eru settar fram.

Bent skal á að Landsbankinn hf. getur á hverjum tíma haft beinna eða óbeinna hagsmuna að gæta, ýmist sjálfur, dótturfélög hans eða fyrir hönd viðskiptamanna, s.s. sem fjárfestir, lánardrottinn eða þjónustuaðili. Greiningar eru engu að síður unnar sjálfstætt af Hagfræðideild Landsbankans og innan Landsbankans eru í gildi reglur um aðskilnað starfssviða sem eru aðgengilegar á vef bankans.

