



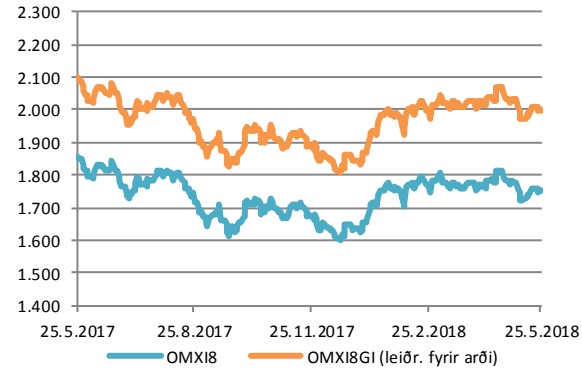
Vikubyrjun
Innlendar markaðsupplýsingar
28. maí 2018

Hlutabréf

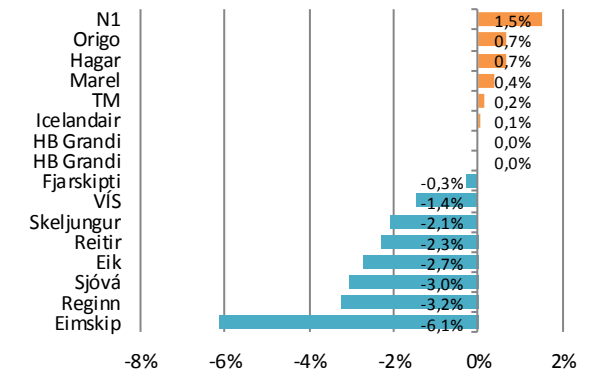
Félag	Verð	Velta (m.kr.)	Breyting síðan ...				
			áramót	1V	1M	3M	12M
OMXÍ8	1750,0	5.382	7,1%	-0,4%	-3,4%	-1,1%	-5,8%
OMXÍ8GI	1999,3		8,3%	-0,4%	-3,4%	0,0%	-4,7%
Marel	385,0	1.504	20,8%	0,4%	-1,4%	6,4%	11,5%
Icelandair	12,5	456	-14,1%	0,1%	-10,0%	-21,3%	-7,8%
Eimskip	191,0	199	-21,5%	-6,1%	-15,1%	-13,8%	-40,8%
HB Grandi	34,0	3	-0,9%	0,0%	2,0%	3,6%	15,3%
Hagar	44,7	427	24,9%	0,7%	4,1%	3,4%	-19,1%
N1	116,3	164	2,0%	1,5%	-2,3%	-9,2%	2,0%
Skeljungur	6,6	145	4,6%	-2,1%	-2,1%	-0,6%	8,0%
Fjarskipti	67,5	94	-0,4%	-0,3%	-7,0%	5,5%	10,5%
Síminn	4,4	519	7,8%	0,0%	-2,4%	8,1%	6,3%
Origo	22,2	26	-17,4%	0,7%	0,5%	-10,7%	-31,6%
Sjóvá	15,9	113	2,6%	-3,0%	-10,1%	-3,6%	-11,0%
VÍS	13,0	270	16,9%	-1,4%	-7,7%	9,0%	21,2%
TM	33,2	311	6,5%	0,2%	-9,0%	1,2%	6,7%
Reginn	23,0	321	-10,2%	-3,2%	-7,5%	-7,5%	-21,9%
Reitir	86,8	606	2,7%	-2,3%	-6,5%	2,9%	-17,1%
Eik	9,7	225	-2,7%	-2,7%	-6,0%	0,8%	-21,8%

Leiðrétt fyrir arðgreiðslum. Heimild: Kodiak, útreikningar Hagfræðideildar

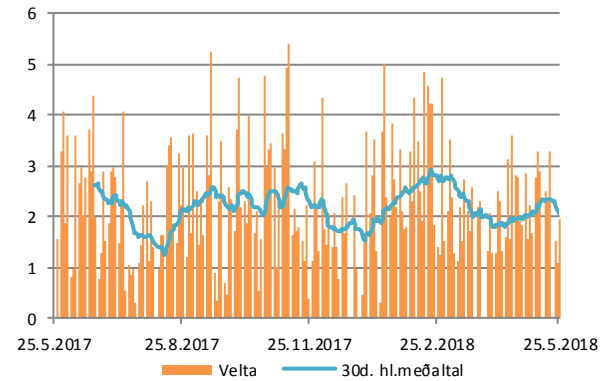
Úrvalsvísitalan



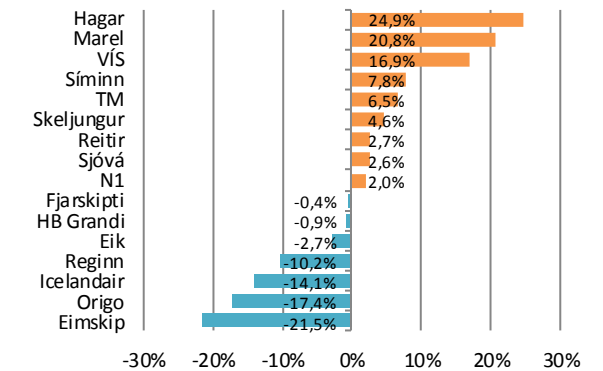
Breyting í vikunni



Velta

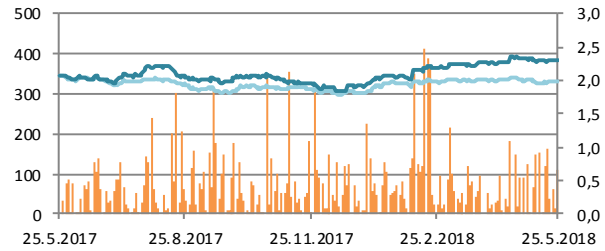


Síðan áramót

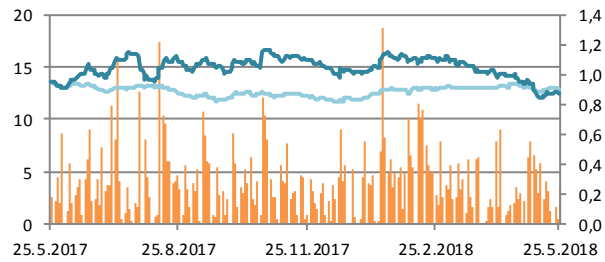


Hlutabréf

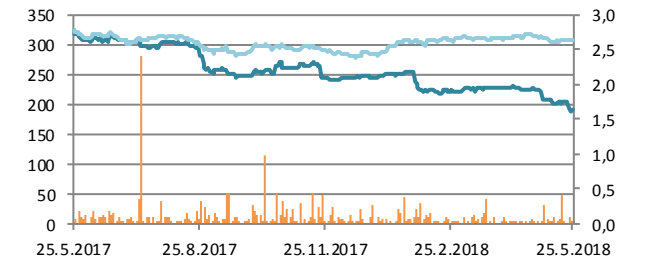
Marel



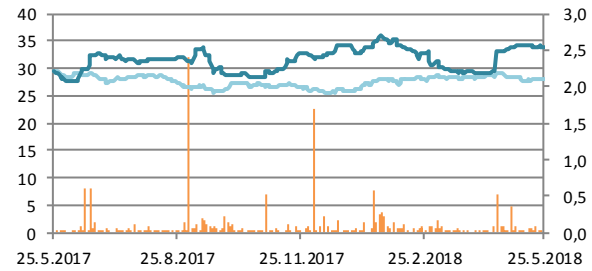
Icelandair



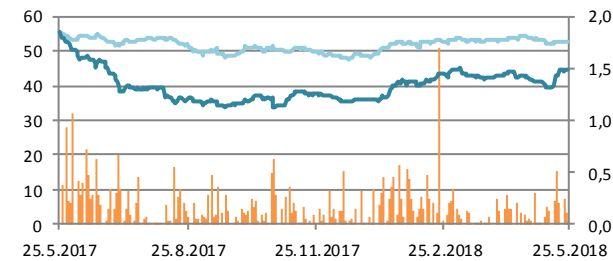
Eimskip



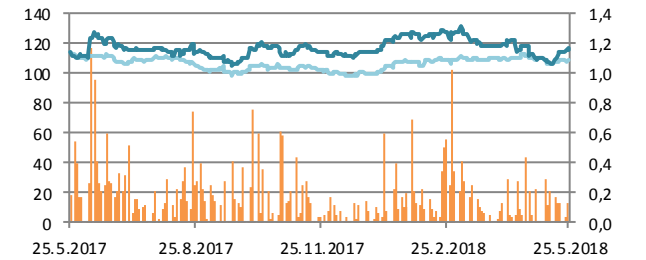
HB Grandi



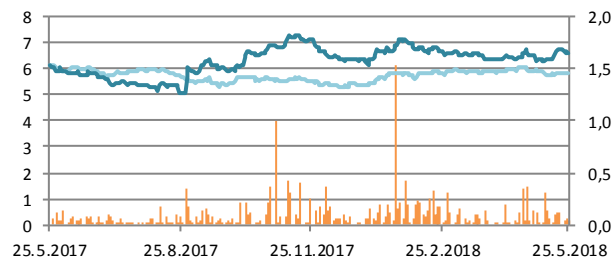
Hagar



N1

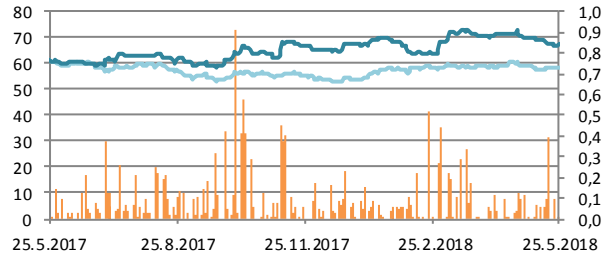


Skeljungur

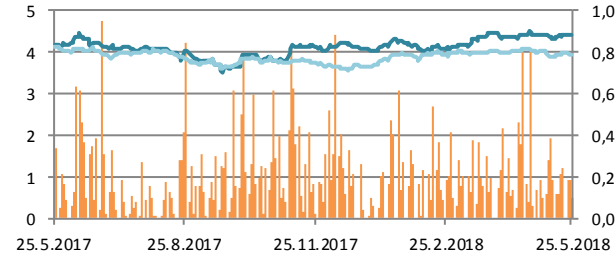


Hlutabréf

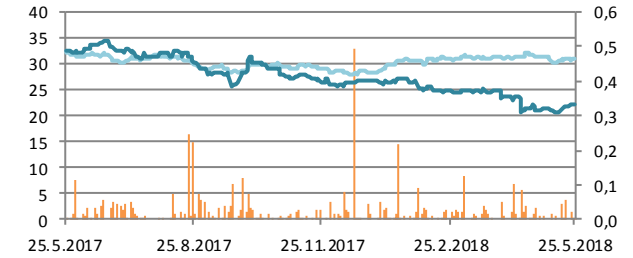
Fjarskipti



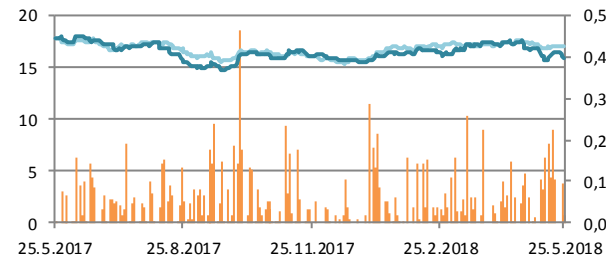
Síminn



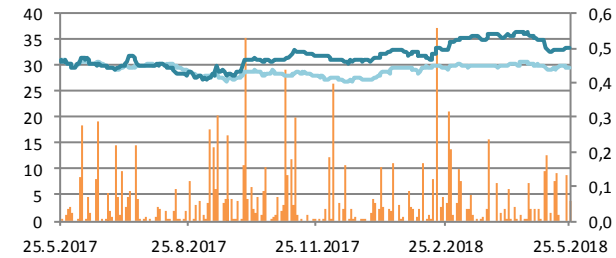
Origo



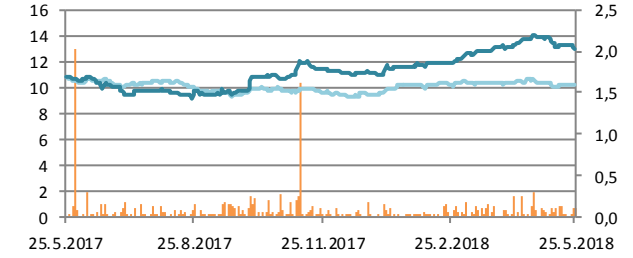
Sjóvá



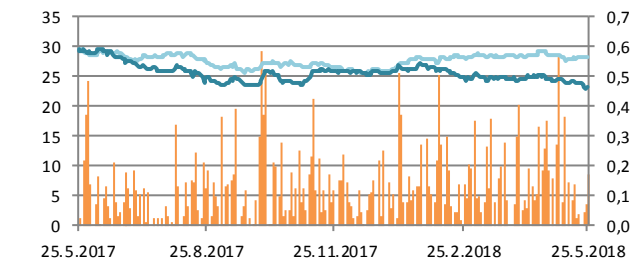
TM



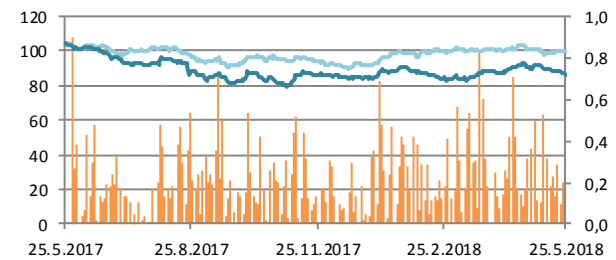
VÍS



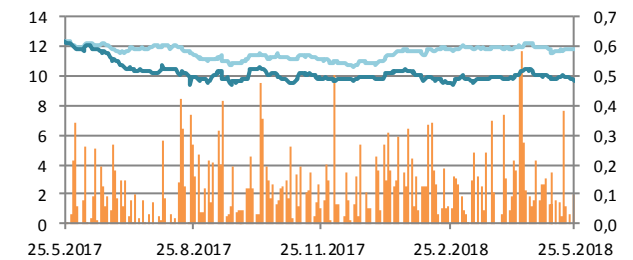
Reginn



Reitir



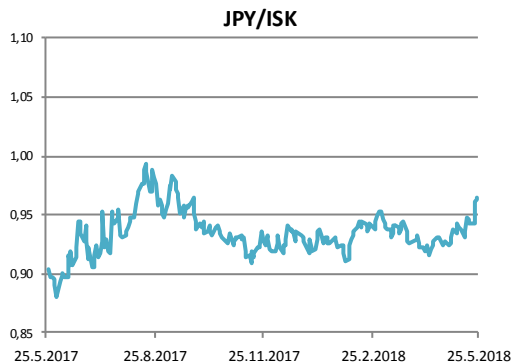
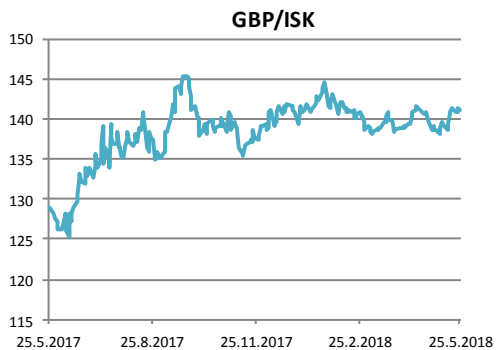
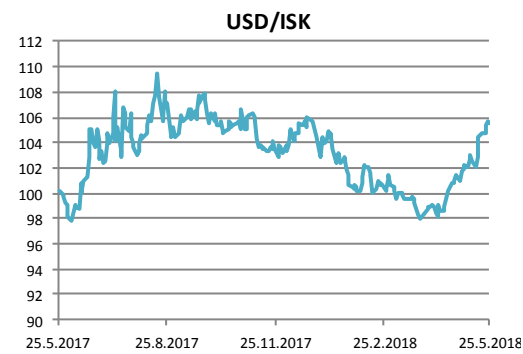
Eik



Gjaldeyrismarkaðurinn

Gengi ISK	25.maí	ármót	Breyting síðan ...			
			1V	1M	3M	12M
GVT	162,4	-0,3%	0,6%	1,9%	1,1%	8,5%
EUR	123,8	-1,0%	0,3%	0,7%	-0,1%	10,2%
USD	105,6	1,1%	0,8%	4,8%	4,9%	5,2%
GBP	141,1	0,0%	-0,1%	0,3%	0,3%	8,4%
SEK	12,1	-4,5%	1,4%	2,9%	-1,6%	5,3%
DKK	16,6	-1,0%	0,3%	0,6%	-0,1%	10,1%
NOK	13,1	2,6%	1,5%	3,0%	2,2%	9,2%
JPY	0,97	4,0%	2,3%	4,5%	2,4%	7,4%

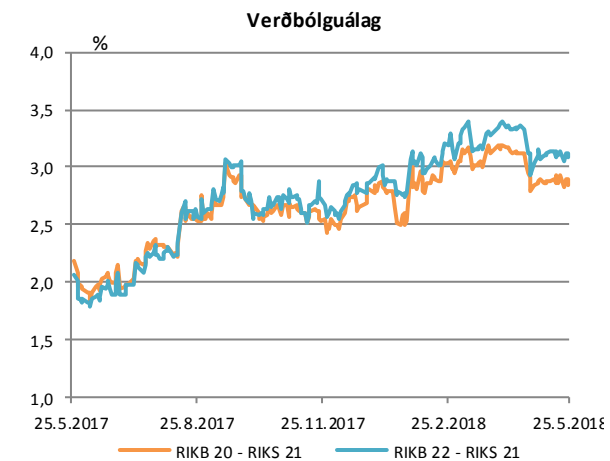
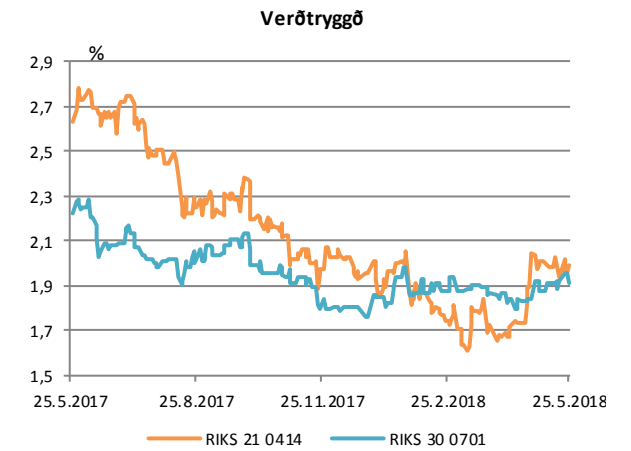
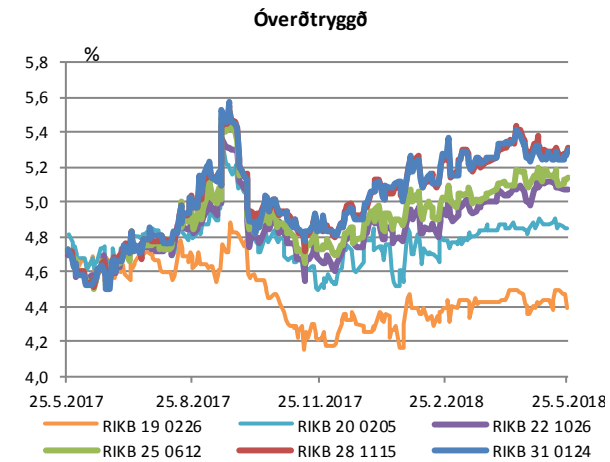
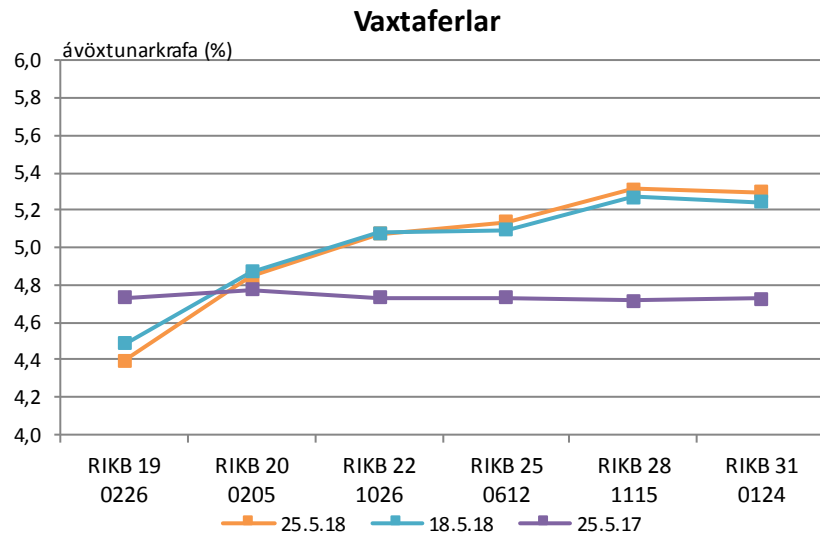
Miðgengi Seðlabanka Íslands. Heimild: Kodiak



Ríkisbréf

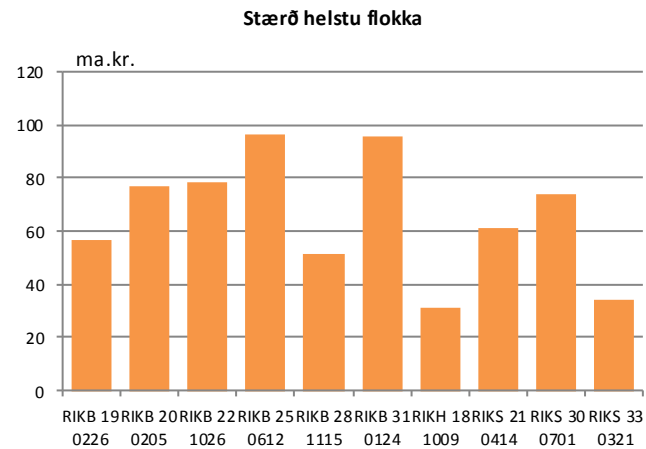
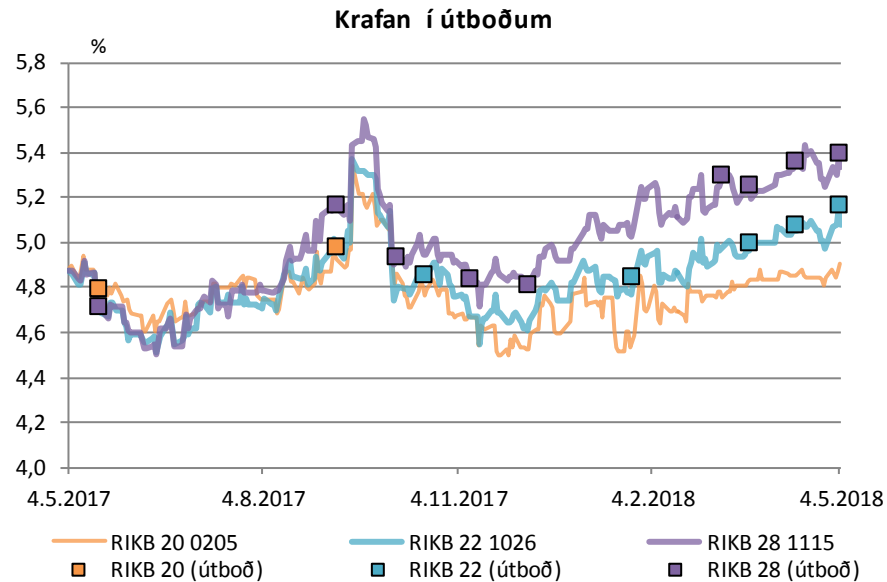
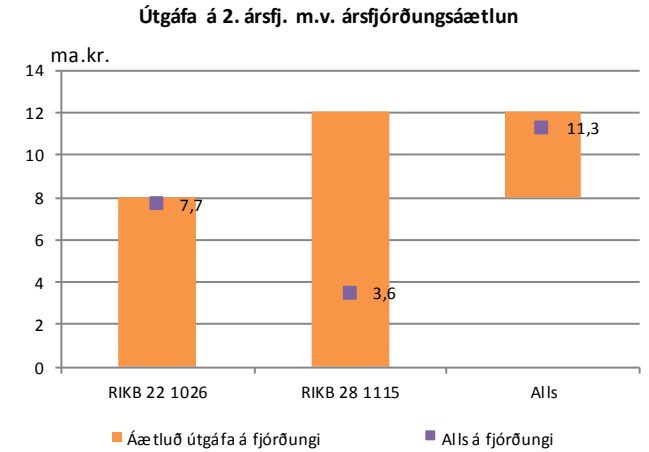
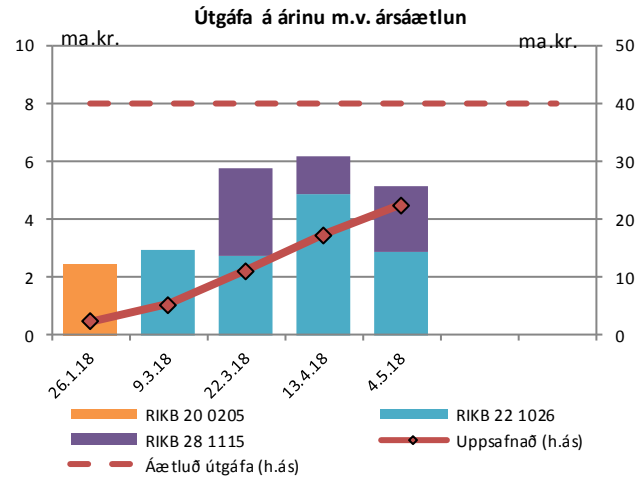
	verð	krafa	velta (ma.kr./viku)	Breyting síðan ...				
				árm.	1V	1M	3M	12M
RIKB 19 0226	103,10	4,39	0,5	0,14	-0,09	-0,01	0,00	-0,34
RIKB 20 0205	102,20	4,85	1,8	0,07	-0,02	0,01	0,07	0,07
RIKB 22 1026	108,38	5,07	0,9	0,25	-0,01	0,07	0,11	0,34
RIKB 25 0612	116,57	5,14	0,8	0,26	0,04	0,03	0,12	0,41
RIKB 28 1115	97,50	5,31	1,4	0,34	0,04	0,03	0,07	0,60
RIKB 31 0124	110,84	5,30	0,7	0,31	0,05	0,04	0,02	0,57
RIKS 21 0414	105,00	1,99	0,7	0,03	0,05	0,10	0,25	-0,62
RIKS 30 0701	114,34	1,91	0,4	0,15	-0,01	0,07	0,03	-0,31

Heimild: Kodiak



Útboð ríkisbréfa

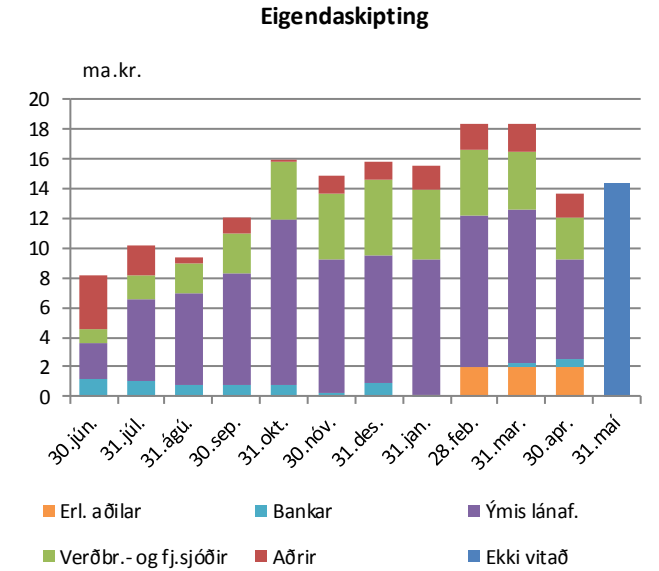
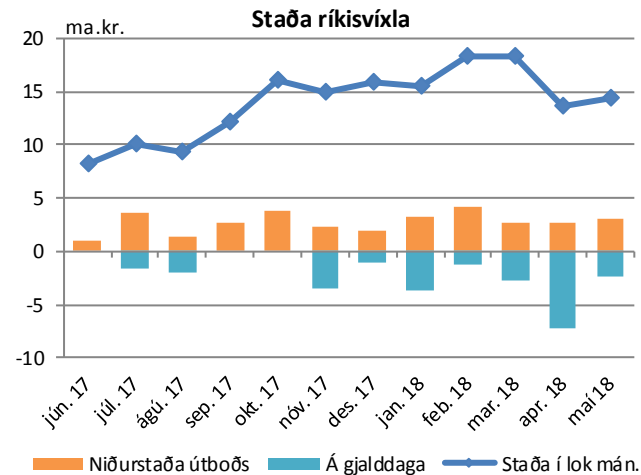
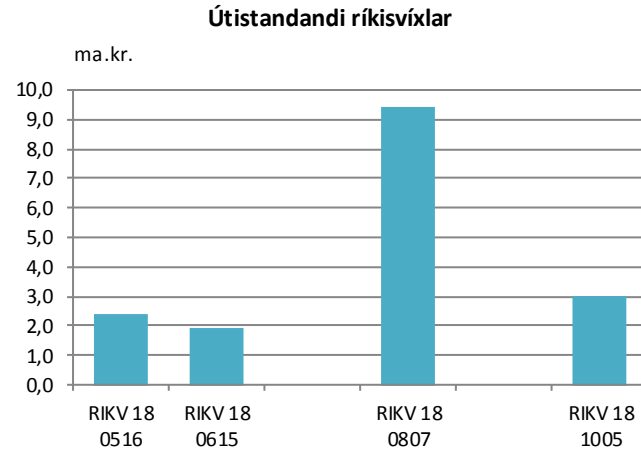
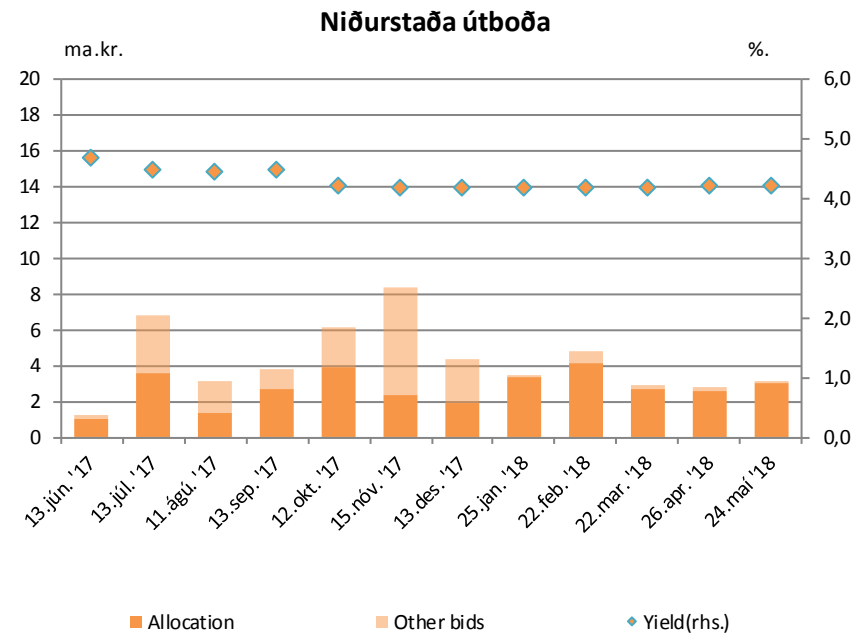
Seinustu útboð		Tilboð	Samþykkt	Verð	Krafa
Dags	Flokkur				
4.5.18	RIKB 22 1026	5,6	2,7	108,13	5,16
4.5.18	RIKB 28 1115	4,8	2,3	96,90	5,39
13.4.18	RIKB 22 1026	5,8	4,5	108,57	5,07
13.4.18	RIKB 28 1115	1,6	1,4	97,18	5,35
22.3.18	RIKB 22 1026	3,3	2,5	109,02	4,99
22.3.18	RIKB 28 1115	3,8	3,1	97,97	5,25
9.3.18	RIKB 28 1115	4,1	3,0	97,65	5,29
26.1.18	RIKB 22 1026	3,7	2,2	109,94	4,84



Útboð ríkisvixla

dags	Flokkur	Samþykkt	Vextir
24.05.18	RIKV 18 1005	3,0	4,24
26.04.18	RIKV 18 0807	2,7	4,19
22.03.18	RIKV 18 0808	2,7	4,19
22.02.18	RIKV 18 0809	4,1	4,19
25.01.18	RIKV 18 0416	1,9	4,20
13.12.17	RIKV 18 0615	1,9	4,20

Heimild: Lánamál Ríkisins



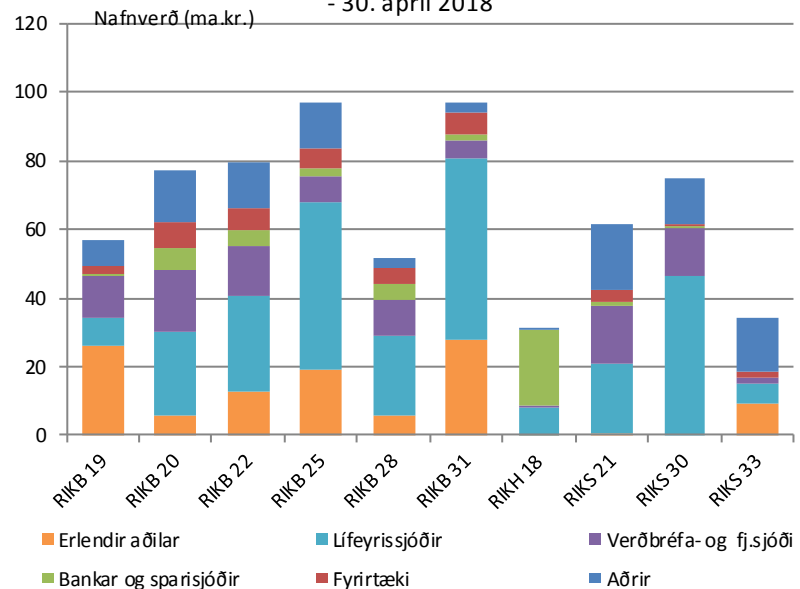
Eigendaskipti ríkisbréfa

	Eigendaskipting (ma.kr.)										
	RIKB 19	RIKB 20	RIKB 22	RIKB 25	RIKB 28	RIKB 31	RIKH 18	RIKS 21	RIKS 30	RIKS 33	Alls
Erlendir aðilar	26,2	5,5	12,8	18,8	5,6	27,8	0,1	0,4	0,0	9,2	106,4
Lífeyrissjóðir	7,8	24,5	27,9	49,2	23,7	53,0	7,9	20,7	46,3	5,6	266,7
Verðbréfa- og fj.sjóðir	12,4	18,2	14,4	7,2	10,3	5,0	0,5	16,8	13,9	2,0	100,7
Bankar og sparisjóðir	0,6	6,2	4,7	2,6	4,6	1,7	22,6	1,1	0,7	0,0	44,8
Bankar í slitameðferð	2,1	7,6	6,4	5,9	4,4	6,4	0,0	3,3	0,7	1,4	38,2
Aðrir	7,7	15,0	13,3	13,1	2,9	3,1	0,1	19,5	13,3	15,9	103,8
Nafnverð alls (ma.kr)	56,9	77,1	79,4	96,8	51,4	97,1	31,1	61,8	74,9	34,2	660,5

Heimild: Lánamál ríkisins

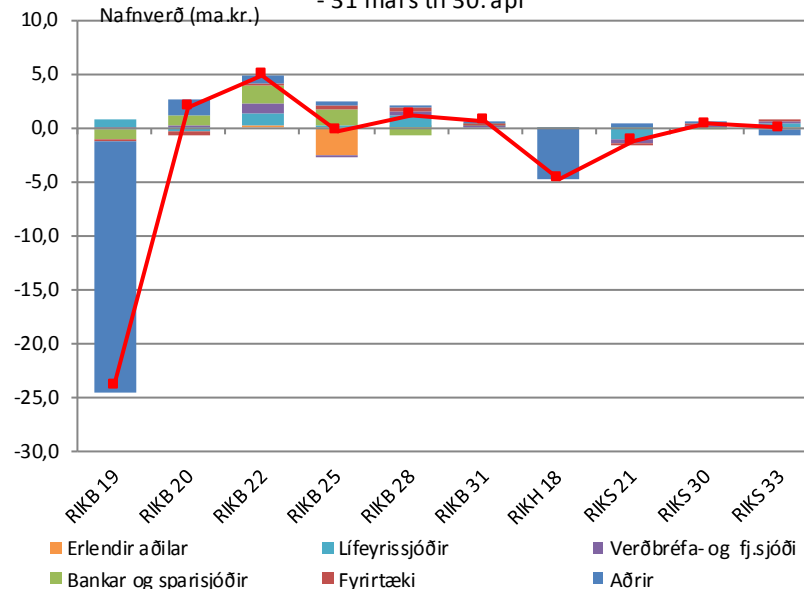
Eigendur ríkisverðbréfa

- 30. apríl 2018



Breyting milli mánaða

- 31 mars til 30. apr

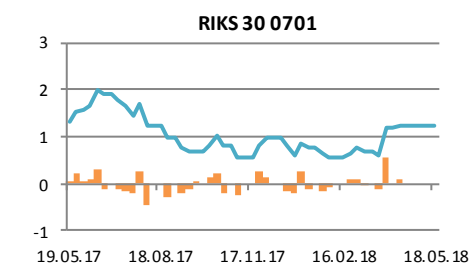
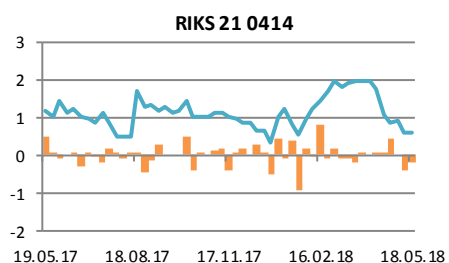
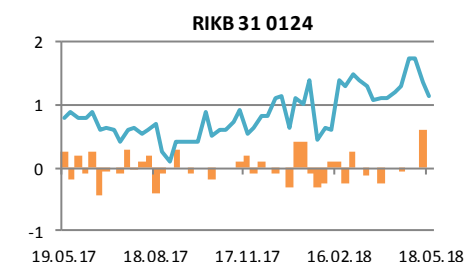
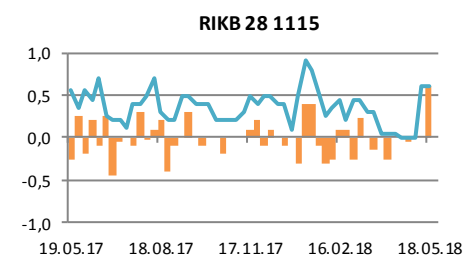
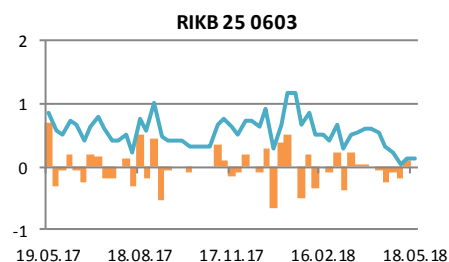
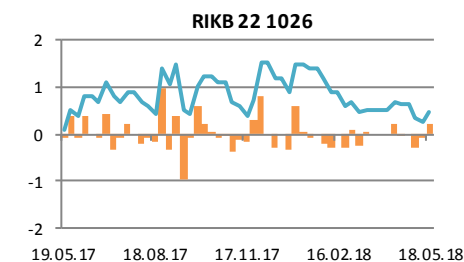
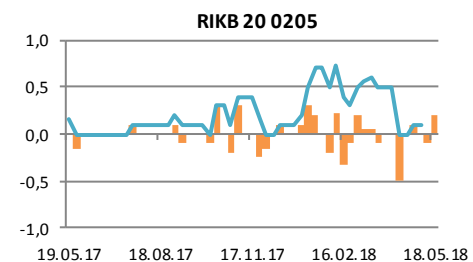
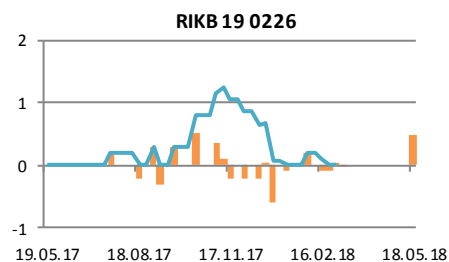
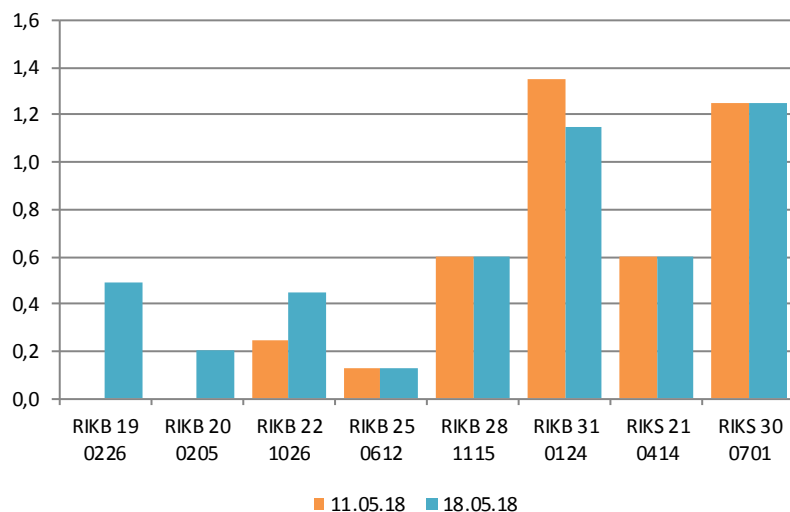


Verðbréfalán

Flokkur	Nafnverð (m.kr.)	Breyting síðan				
		1V	4V	12V	26V	52V
RIKB 19 0226	495	495	495	495	-553	495
RIKB 20 0205	200	200	200	-100	-200	50
RIKB 22 1026	450	200	-200	-150	50	350
RIKB 25 0612	125	0	-182	-300	-500	-750
RIKB 28 1115	600	0	600	400	100	50
RIKB 31 0124	1.150	-200	-150	-150	625	350
RIKS 21 0414	600	0	-480	-1.095	-450	-600
RIKS 30 0701	1.250	0	0	600	681	-81

Heimild: Lánamál Ríkisins

Breyting milli vikna



Innihald og form skjals þessa er unnið af starfsmönnum Hagfræðideildar Landsbankans hf. (hagfraedideild@landsbankinn.is) og byggist á aðgengilegum opinberum upplýsingum á þeim tíma sem greiningin var unnin. Mat á þeim upplýsingum endurspeglar skoðanir starfsmanna Hagfræðideildar Landsbankans á þeim degi þegar greiningin er dagsett, en þær geta breyst án fyrirvara.

Landsbankinn hf. og starfsfólk hans taka ekki ábyrgð á viðskiptum sem byggð eru á þeim upplýsingum og skoðunum sem hér eru settar fram.

Bent skal á að Landsbankinn hf. getur á hverjum tíma haft beinna eða óbeinna hagsmuna að gæta, ýmist sjálfur, dótturfélög hans eða fyrir hönd viðskiptamanna, s.s. sem fjárfestir, lánardrottinn eða þjónustuaðili. Greiningar eru engu að síður unnar sjálfstætt af Hagfræðideild Landsbankans og innan Landsbankans eru í gildi reglur um aðskilnað starfssviða sem eru aðgengilegar á vef bankans.

