

9. apríl 2018

Vikubyrjun – Innlendar markaðsupplýsingar

Hagfræðideild Landsbankans

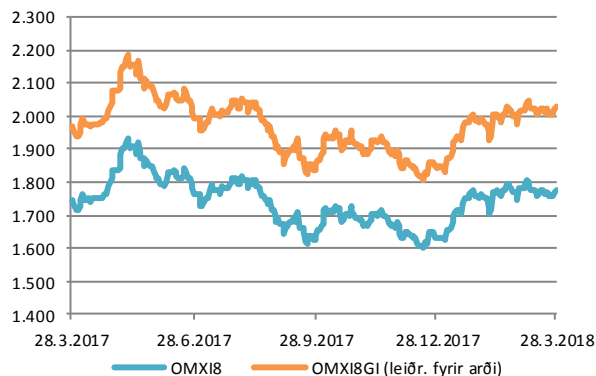


Hlutabréf

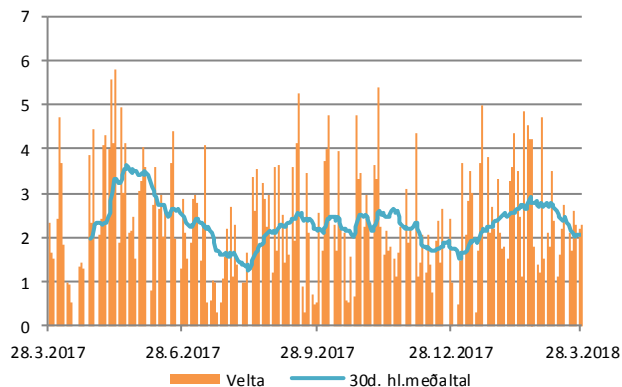
Félag	Verð	Velta (m.kr./viku)	Breyting síðan ...				
			áramót	1V	1M	3M	12M
OMX18	1771,9	#N/A	8,4%	-0,2%	-1,9%	7,0%	1,2%
OMX18GI	2024,4		9,6%	-0,2%	-0,8%	8,2%	2,3%
Marel	376,0	857	18,0%	-0,3%	2,0%	14,8%	15,7%
Icelandair	14,7	388	0,8%	0,8%	-8,8%	0,4%	11,1%
Eimskip	226,5	124	-6,9%	-1,1%	1,2%	-8,8%	-26,8%
HB Grandi	29,8	18	-14,9%	-1,3%	-6,4%	-11,3%	-1,6%
Hagar	43,1	450	20,6%	1,4%	-2,8%	20,5%	-12,4%
N1	119,5	257	4,8%	0,4%	-7,4%	3,0%	2,1%
Skeljungur	6,4	14	1,1%	0,3%	-4,0%	1,1%	6,8%
Fjarskipti	#N/A	#N/A		#VALUE!			
Síminn	4,4	838	7,1%	-1,6%	4,5%	8,1%	16,2%
Origo	23,6	61	-11,9%	-4,5%	-4,6%	-10,6%	-18,9%
Sjóvá	17,3	94	11,3%	-1,1%	5,8%	9,6%	2,0%
VÍS	13,2	225	18,1%	0,2%	7,2%	19,2%	30,2%
TM	35,5	132	13,9%	-1,9%	1,9%	13,5%	13,0%
Reginn	24,5	865	-4,7%	-0,8%	-4,7%	-4,9%	-12,5%
Reitir	87,9	693	4,0%	-0,7%	2,5%	3,0%	-10,5%
Eik	9,8	596	-1,3%	-0,8%	-1,9%	-0,5%	-15,8%

Leiðrétt fyrir arðgreiðslum. Heimild: Kodiak, útreikningar Hagfræðideildar

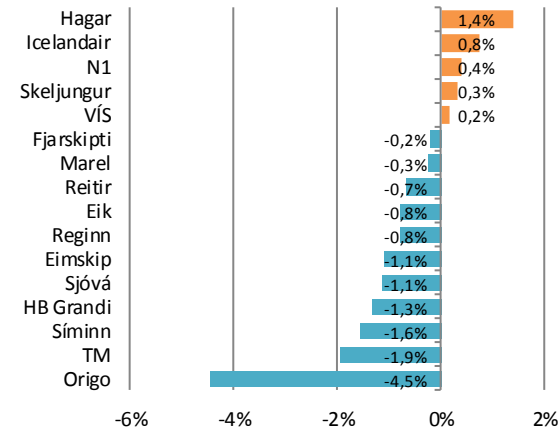
Úrvalsvisitalan



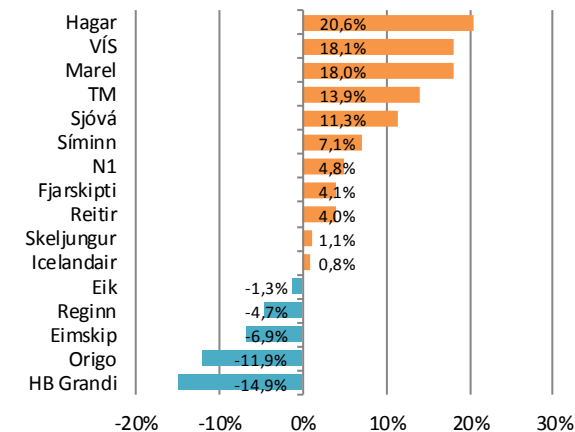
Velta



Breyting í vikunni



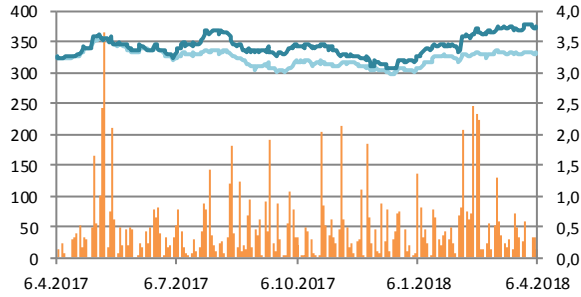
Síðan áramót



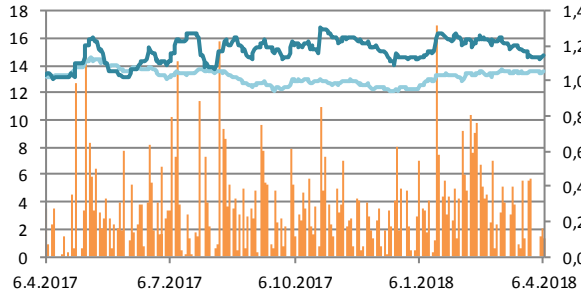
Hlutabréf

Velta (h.ás, ma.kr./dag) Verð OMXI8GI

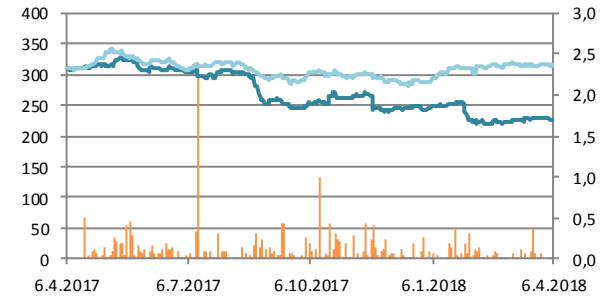
Marel



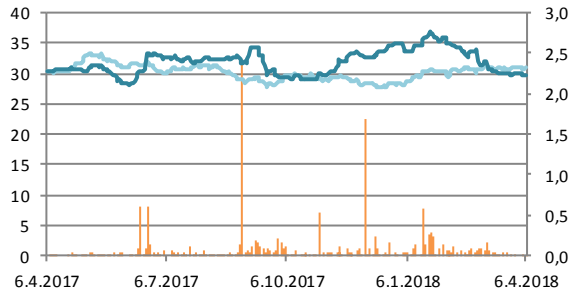
Icelandair



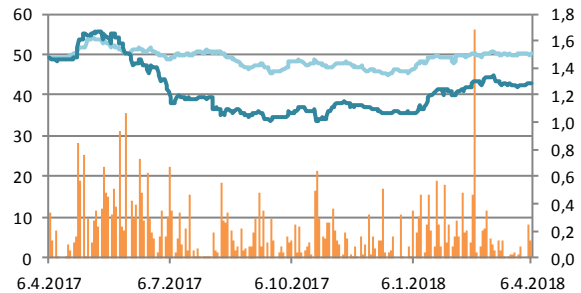
Eimskip



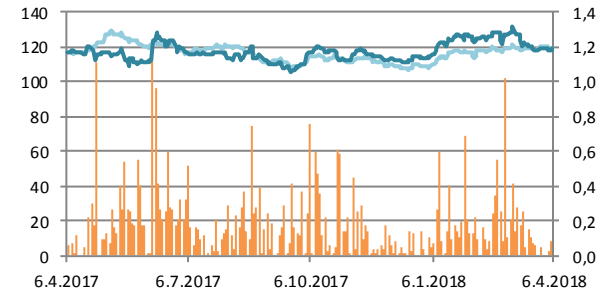
HB Grandi



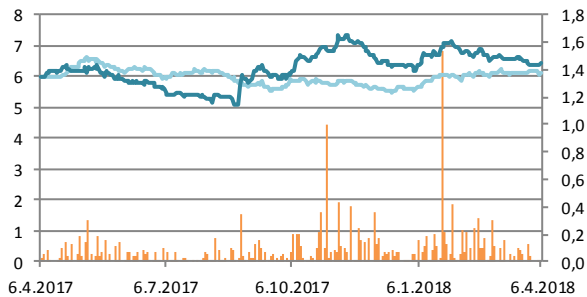
Hagar



N1



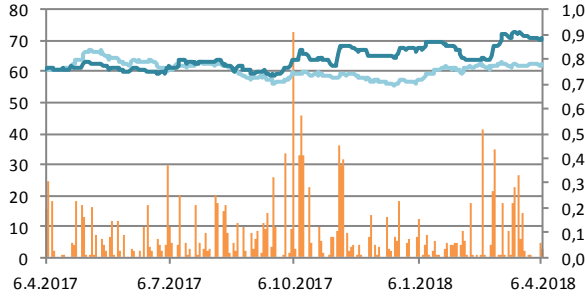
Skeljungur



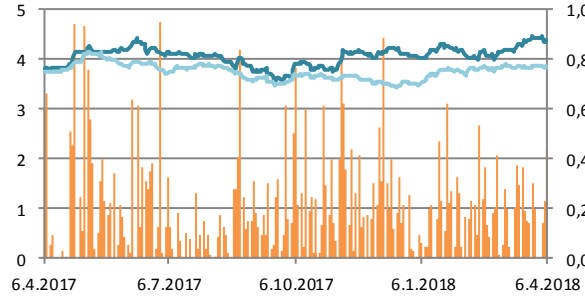
Hlutabréf

Velta (h.ás, ma.kr./dag) Verð OMX18GI

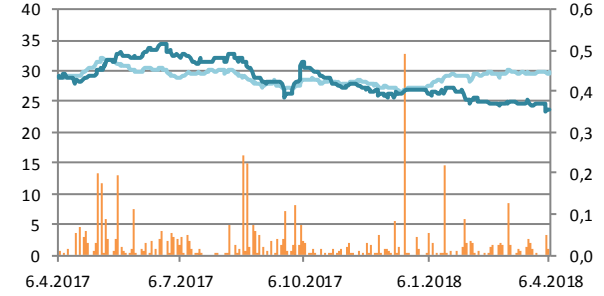
Fjarskipti



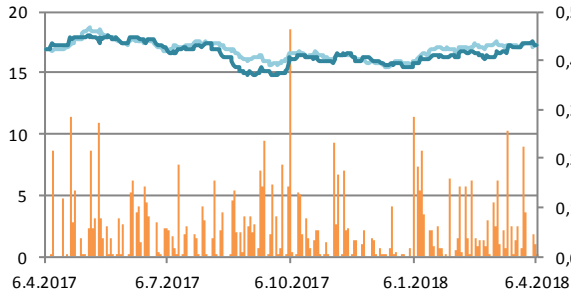
Síminn



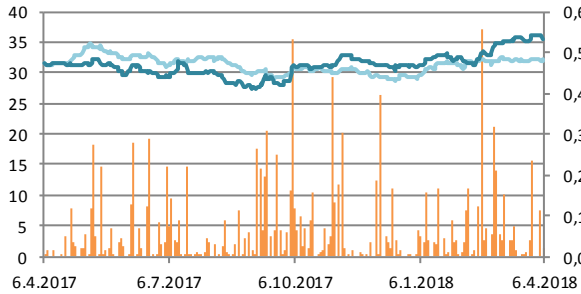
Origo



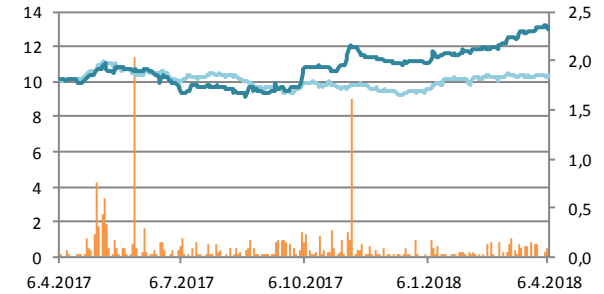
Sjóvá



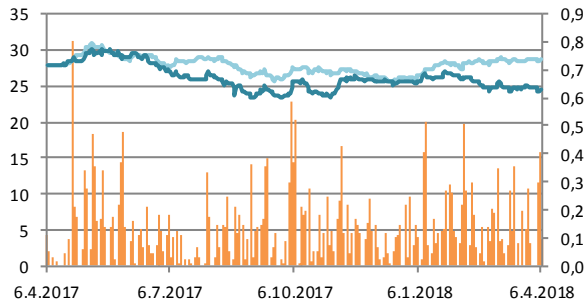
TM



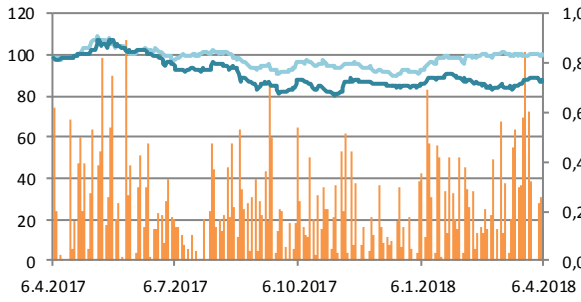
VÍS



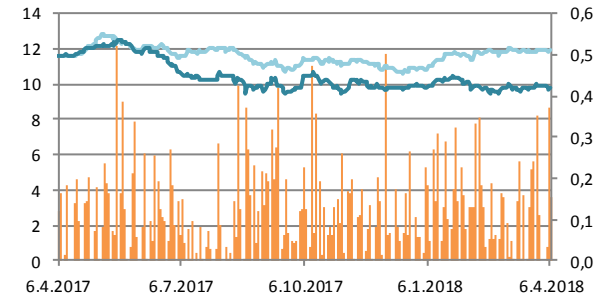
Reginn



Reitir



Eik



Gjaldeyrismarkaður

Gengi ISK	6.apr	ármót	Breyting síðan ...			
			1V	1M	3M	12M
GVT	157,5	-3,3%	0,2%	-1,5%	-3,4%	-3,3%
EUR	121,3	-3,0%	-0,2%	-1,9%	-3,2%	1,1%
USD	99,1	-5,1%	1,1%	-1,1%	-4,8%	-11,9%
GBP	138,9	-1,5%	0,1%	0,1%	-1,4%	-0,8%
SEK	11,8	-7,3%	-0,3%	-2,9%	-7,7%	-5,7%
DKK	16,3	-3,0%	-0,1%	-1,9%	-3,2%	1,0%
NOK	12,7	-0,5%	0,5%	-1,5%	-1,6%	-3,2%
JPY	0,92	-0,6%	-0,4%	-2,4%	0,4%	-9,1%

Miðgengi Seðlabanka Íslands. Heimild: Kodiak

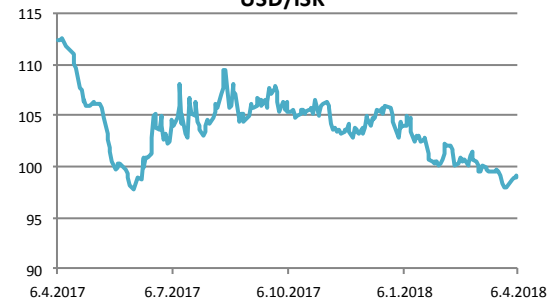
GVT



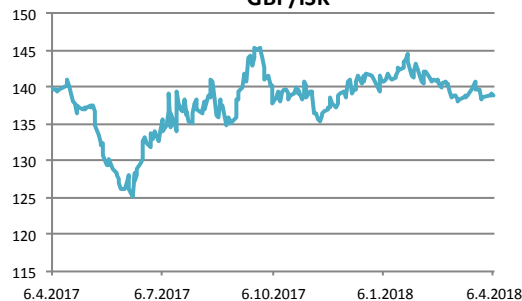
EUR/ISK



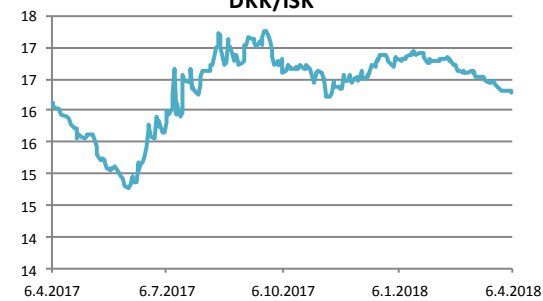
USD/ISK



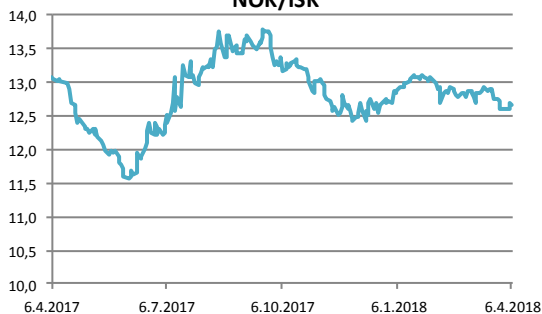
GBP/ISK



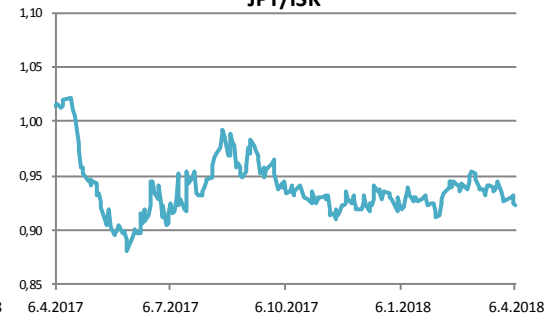
DKK/ISK



NOK/ISK



JPY/ISK

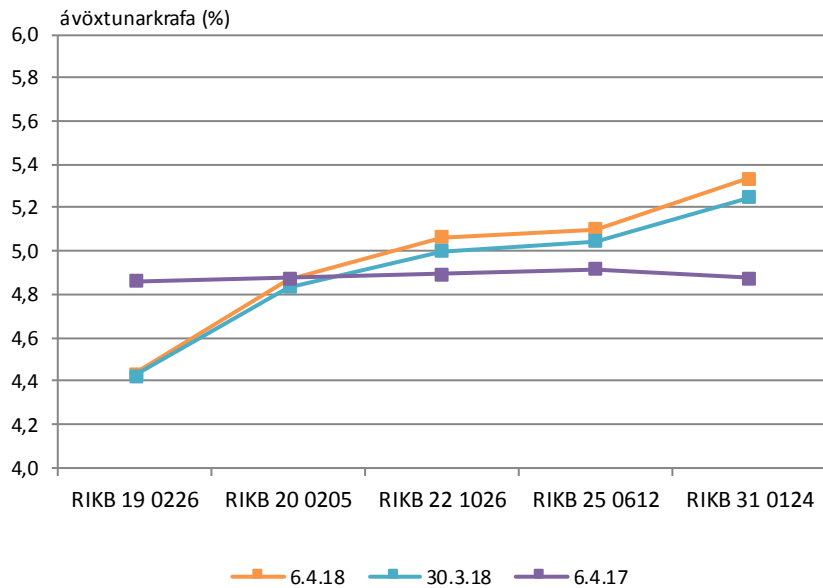


Ríkisbréf

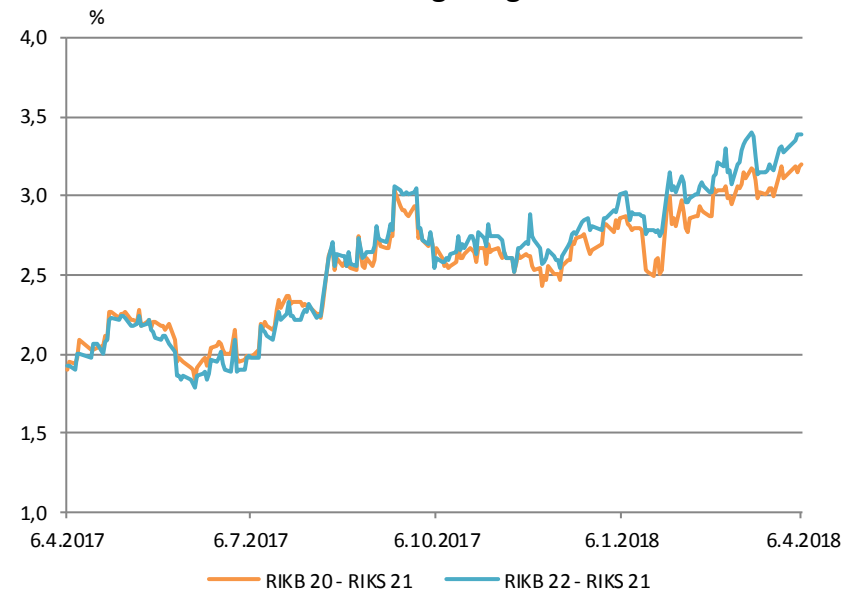
	verð	krafa	velta (ma.kr./viku)	Breyting síðan ...				
				árm.	1V	1M	3M	12M
RIKB 19 0226	103,64	4,43	2,4	0,18	0,01	0,04	0,14	-0,43
RIKB 20 0205	102,34	4,87	1,9	0,09	0,03	0,11	0,14	-0,01
RIKB 22 1026	108,65	5,06	1,3	0,24	0,06	0,14	0,19	0,17
RIKB 25 0612	117,04	5,10	1,0	0,22	0,05	0,09	0,15	0,18
RIKB 31 0124	110,55	5,34	1,3	0,35	0,09	0,18	0,23	0,46
RIKS 21 0414	106,20	1,67	0,6	-0,29	-0,05	-0,04	-0,19	-1,30
RIKS 30 0701	114,95	1,87	0,9	0,11	0,01	0,00	0,02	-0,56

Heimild: Kodiak

Vaxtaferlar

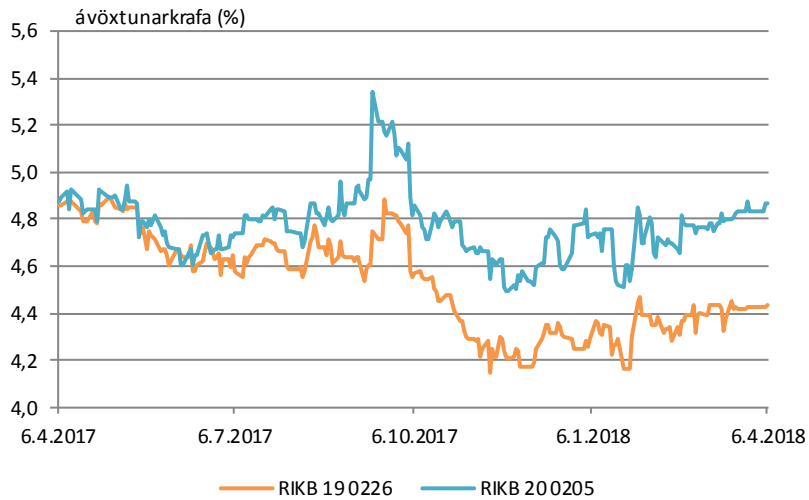


Verðbólguálag

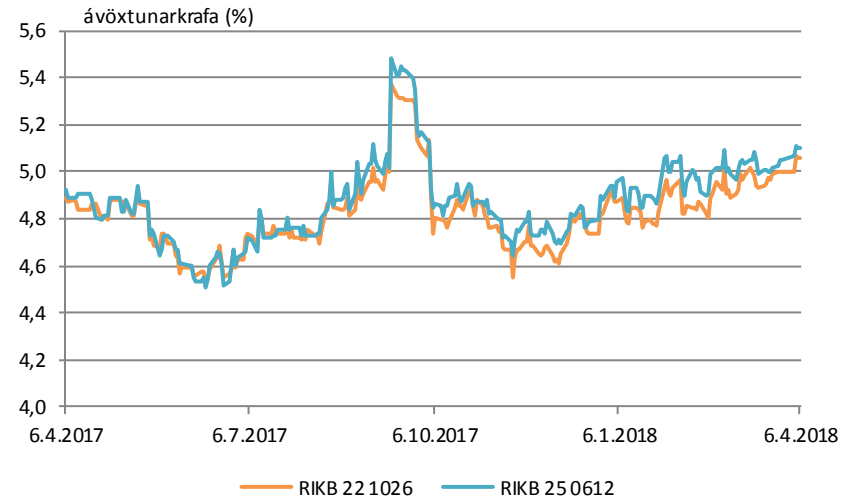


Ríkisbréf

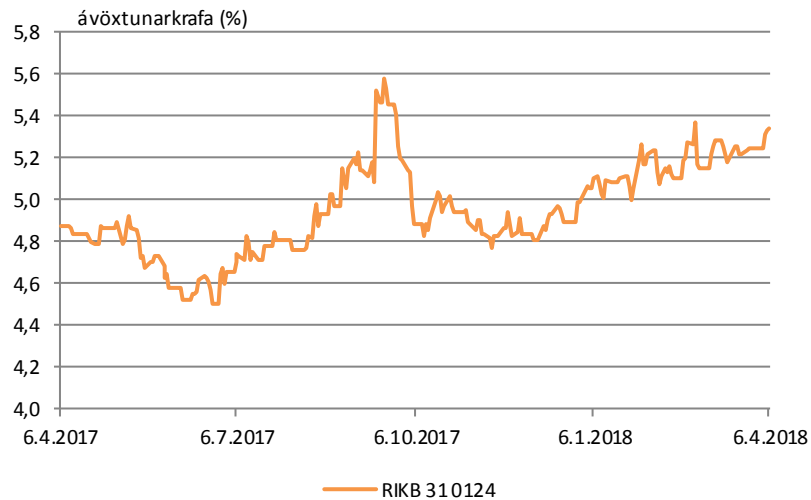
Stutt ríkisbréf



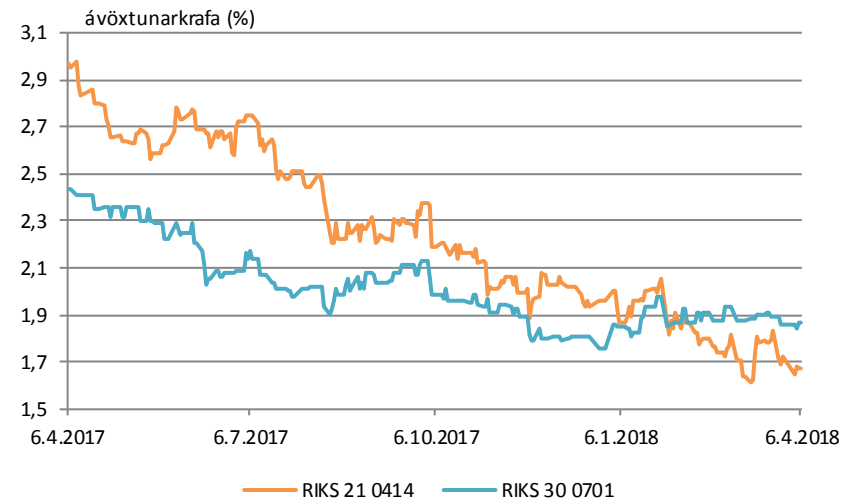
Millilöng ríkisbréf



Löng ríkisbréf



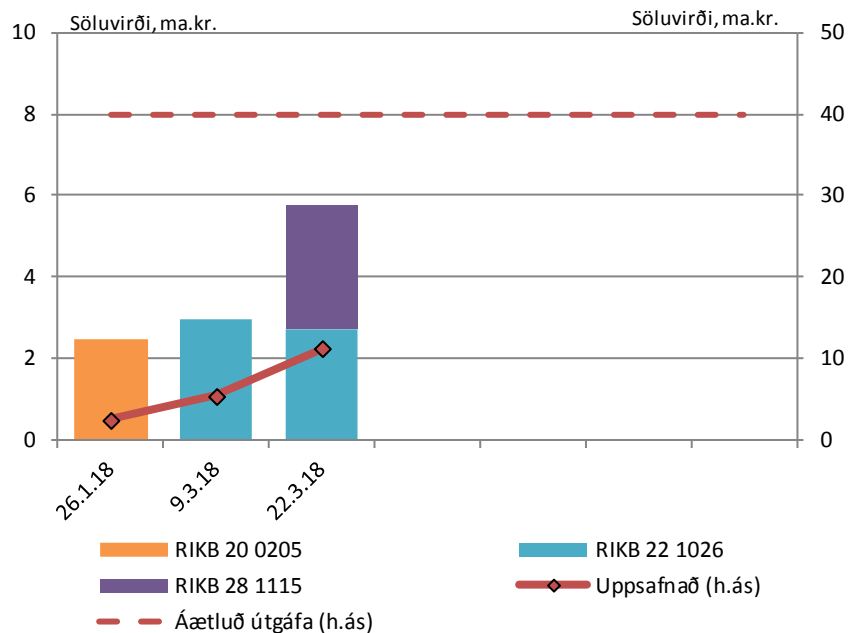
Verðtryggð ríkisbréf



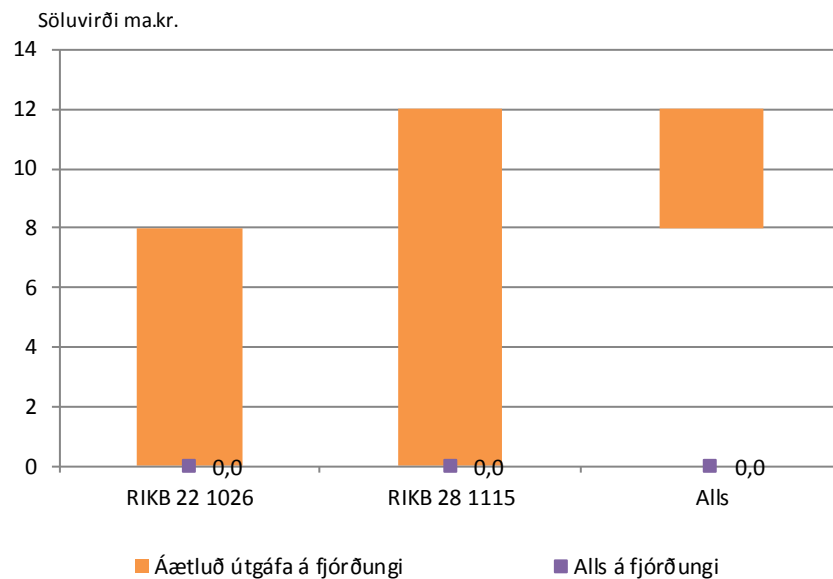
Útboð ríkisbréfa

Seinustu útboð		Tilboð	Samþykkt	Verð	Krafa
Dags	Flokkur				
22.3.18	RIKB 22 1026	3,3	2,5	109,02	4,99
22.3.18	RIKB 28 1115	3,8	3,1	97,97	5,25
9.3.18	RIKB 28 1115	4,1	3,0	97,65	5,29
26.1.18	RIKB 22 1026	3,7	2,2	109,94	4,84
8.12.17	RIKB 28 1115	2,2	1,5	101,65	4,80
10.11.17	RIKB 28 1115	5,4	1,9	101,40	4,83
20.10.17	RIKB 22 1026	2,9	2,5	110,43	4,85
6.10.17	RIKB 28 1115	3,7	2,0	100,55	4,93

Útgáfa á árinu m.v. ársáætlun



Útgáfa á 2. ársfj. m.v. ársfjórðungsáætlun

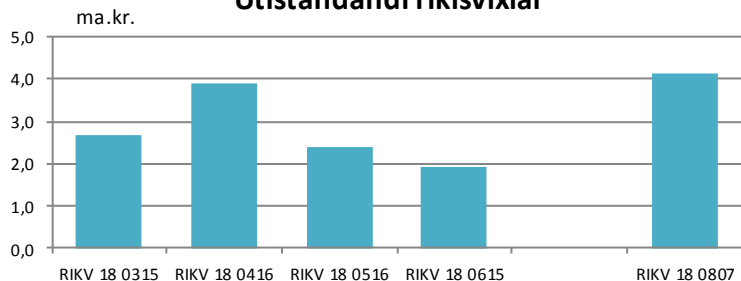


Útboð ríkisvixla

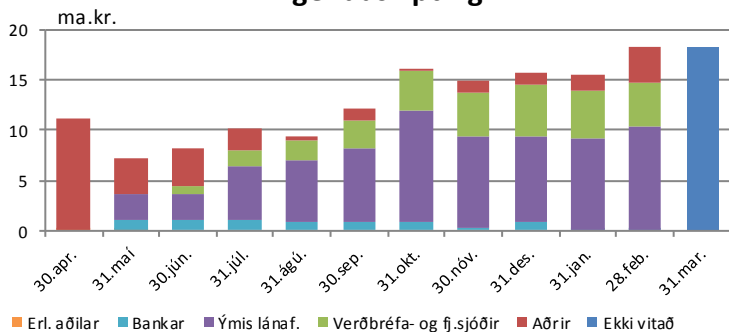
dags	3 mán. vixl		5 mán. vixl		6 mán. vixl	
	Samþykkt	Vextir	Samþykkt	Vextir	Samþykkt	Vextir
22.03.18			2,7	4,19		
22.02.18					4,1	4,19
25.01.18	1,9	4,20				
13.12.17					1,9	4,20
15.11.17					2,4	4,21
12.10.17					3,9	4,24

Heimild: Lánamál Ríkisins

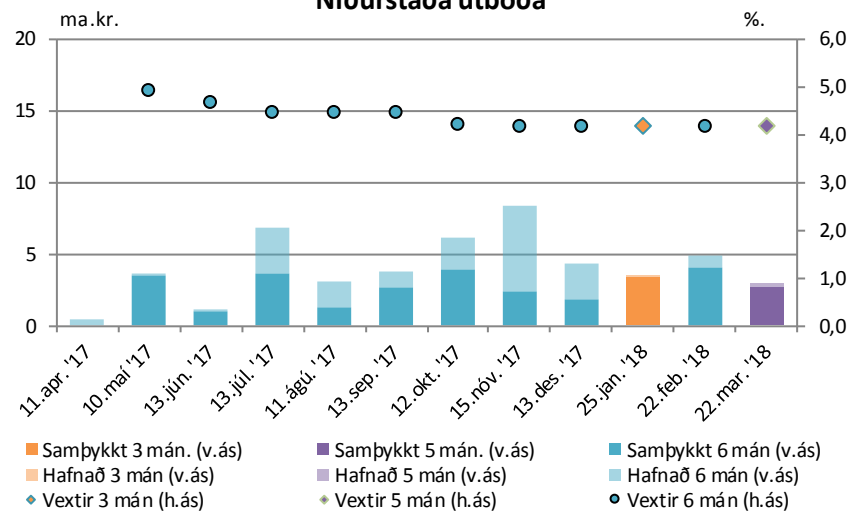
Útstandandi ríkisvixlar



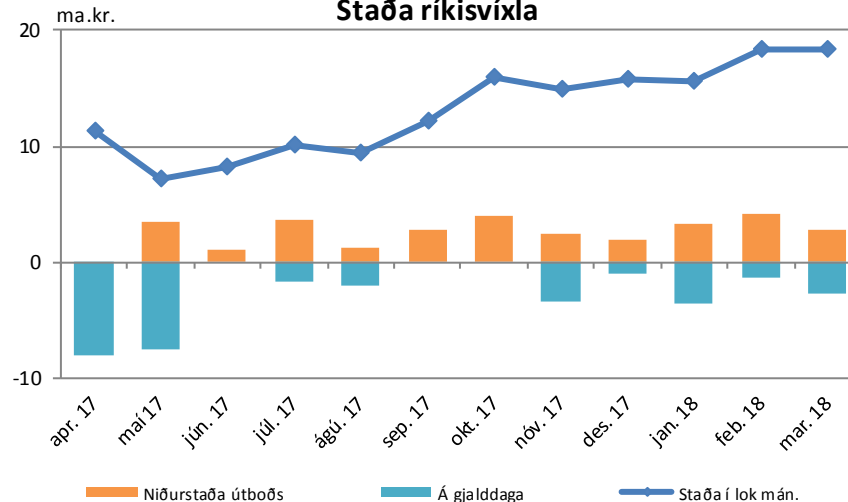
Eigendaskipting



Niðurstaða útboða



Staða ríkisvixla



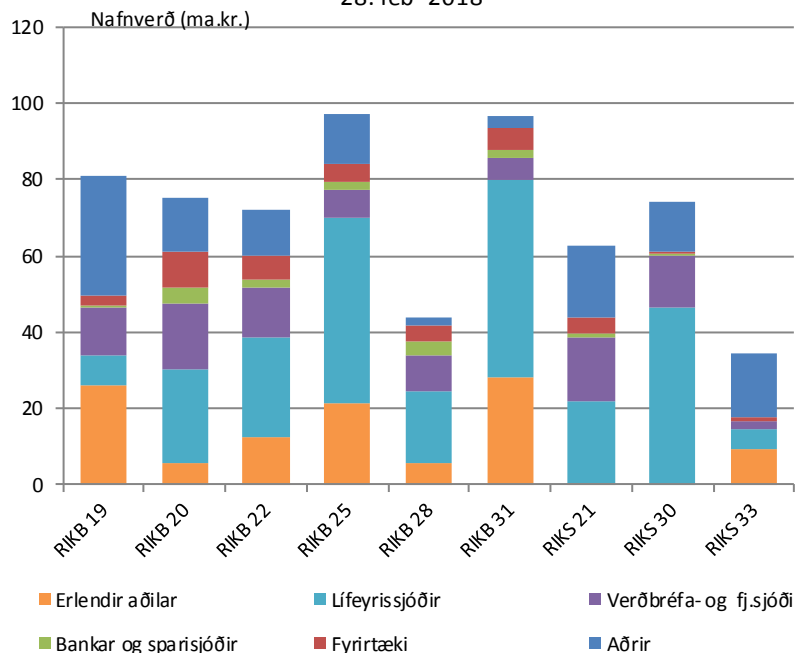
Eigendaskipting ríkisbréfa

	Eigendaskipting (ma.kr.)									Alls
	RIKB 19	RIKB 20	RIKB 22	RIKB 25	RIKB 28	RIKB 31	RIKS 21	RIKS 30	RIKS 33	
Erlendir aðilar	26,2	5,5	12,4	21,4	5,6	27,9	0,4	0,0	9,4	108,8
Lífeyrissjóðir	7,6	24,5	26,2	48,8	19,0	52,1	21,4	46,3	5,2	251,0
Verðbréfa- og fj.sjóðir	12,4	17,5	13,0	7,2	9,3	5,6	16,9	13,8	1,7	97,4
Bankar og sparisjóðir	1,0	4,4	2,2	1,9	3,9	2,0	0,8	0,7	0,0	16,8
Bankar í slitameðferð	2,4	9,2	6,3	5,2	3,9	6,1	4,2	0,5	1,4	39,1
Aðrir	31,3	14,0	12,2	12,7	2,4	2,9	19,0	13,2	16,4	124,0
Nafnverð alls (ma.kr)	80,8	75,1	72,2	97,1	43,9	96,6	62,7	74,4	34,2	637,1

Heimild: Lánamál ríkisins

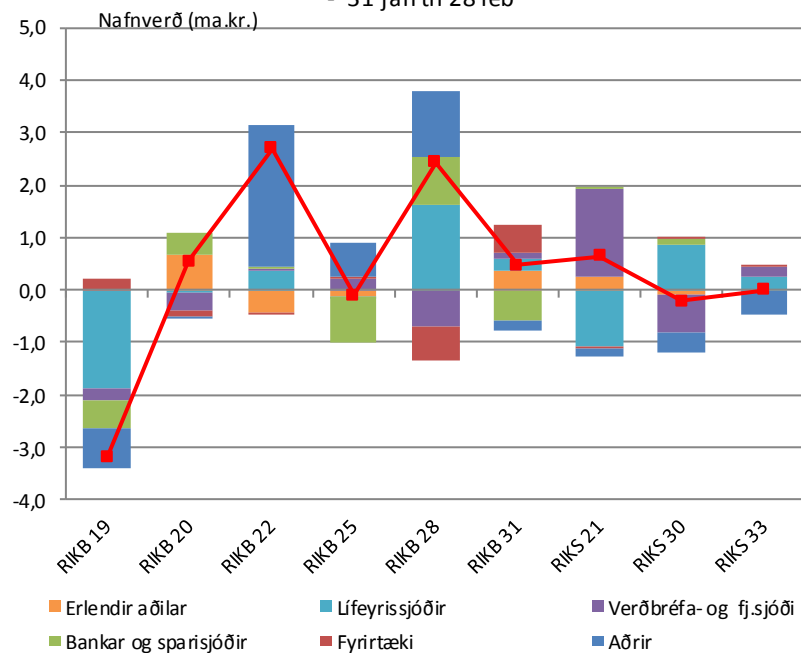
Eigendur ríkisverðbréfa

-28. feb 2018



Breyting milli mánaða

- 31 jan til 28 feb

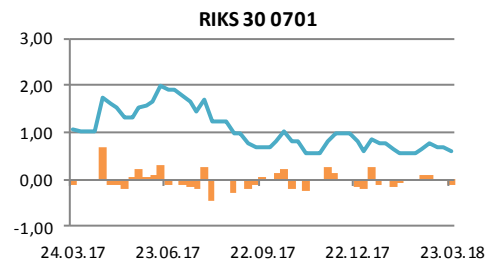
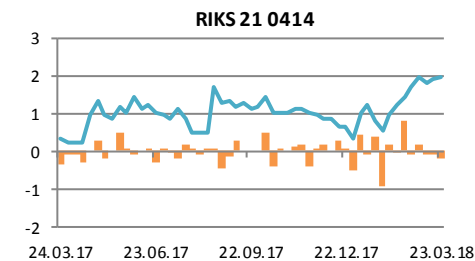
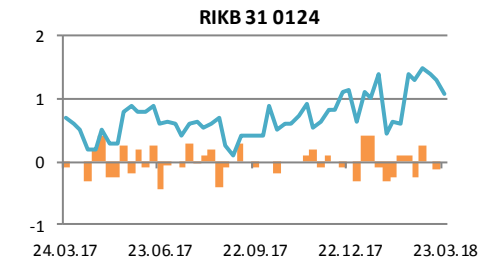
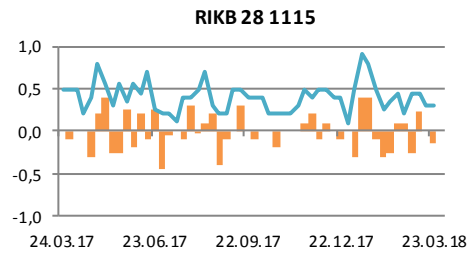
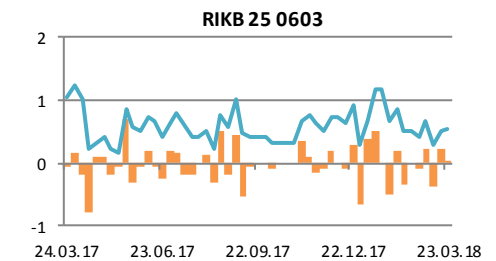
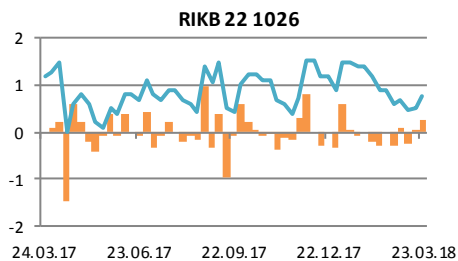
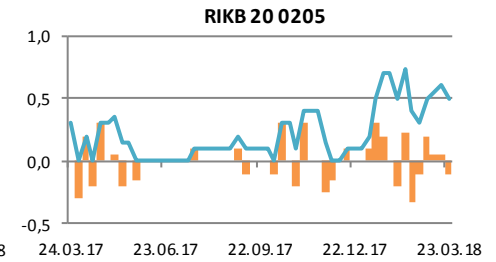
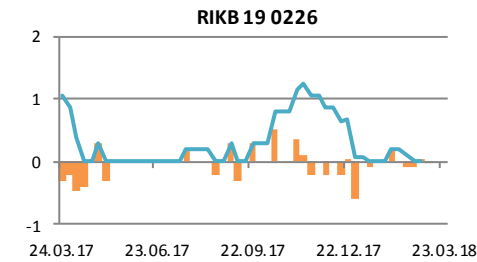
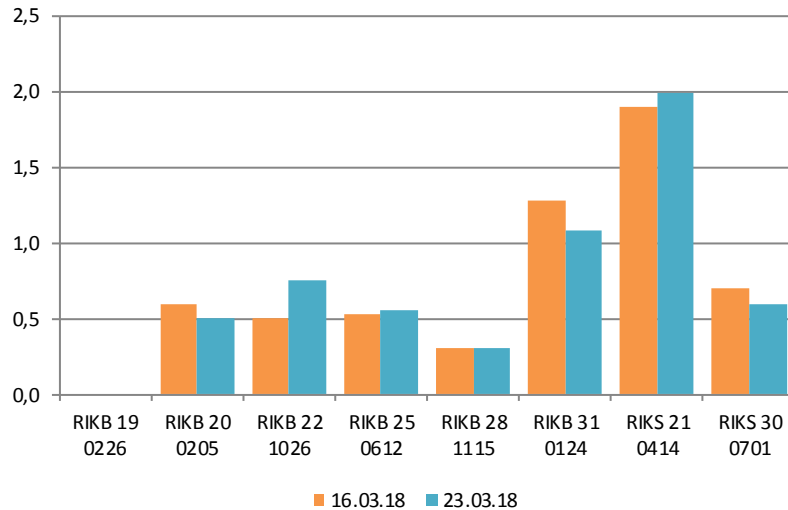


Staða verðbréfalána

Flokkur	Nafnverð (ma.kr.)	Breyting síðan				
		1V	4V	12V	26V	52V
RIKB 19 0226	0,0	0,0	0,0	-0,1	-0,3	-1,1
RIKB 20 0205	0,5	-0,1	0,2	0,4	0,4	0,2
RIKB 22 1026	0,8	0,3	0,2	-0,1	0,3	-0,4
RIKB 25 0612	0,6	0,0	0,1	0,3	0,1	-0,5
RIKB 28 1115	0,3	0,0	0,1	0,2	-0,1	-0,2
RIKB 31 0124	1,1	-0,2	-0,2	0,4	0,7	0,4
RIKS 21 0414	2,0	0,1	0,3	1,7	0,9	1,7
RIKS 30 0701	0,6	-0,1	-0,1	0,0	-0,1	-0,4

Heimild: Lánamál Ríkisins

Breyting milli vikna



Breyting milli vikna

Útistandandi



Innihald og form skjals þessa er unnið af starfsmönnum Hagfræðideildar Landsbankans hf. (hagfraedideild@landsbankinn.is) og byggist á aðgengilegum opinberum upplýsingum á þeim tíma sem greiningin var unnin. Mat á þeim upplýsingum endurspeglar skoðanir starfsmanna Hagfræðideildar Landsbankans á þeim degi þegar greiningin er dagsett, en þær geta breyst án fyrirvara.

Landsbankinn hf. og starfsfólk hans taka ekki ábyrgð á viðskiptum sem byggð eru á þeim upplýsingum og skoðunum sem hér eru settar fram.

Bent skal á að Landsbankinn hf. getur á hverjum tíma haft beinna eða óbeinna hagsmuna að gæta, ýmist sjálfur, dótturfélög hans eða fyrir hönd viðskiptamanna, s.s. sem fjárfestir, lánardrottinn eða þjónustuaðili. Greiningar eru engu að síður unnar sjálfstætt af Hagfræðideild Landsbankans og innan Landsbankans eru í gildi reglur um aðskilnað starfssviða sem eru aðgengilegar á vef bankans.

