

19. mars 2018

# Vikubyrjun – Innlendar markaðsupplýsingar

Hagfræðideild Landsbankans

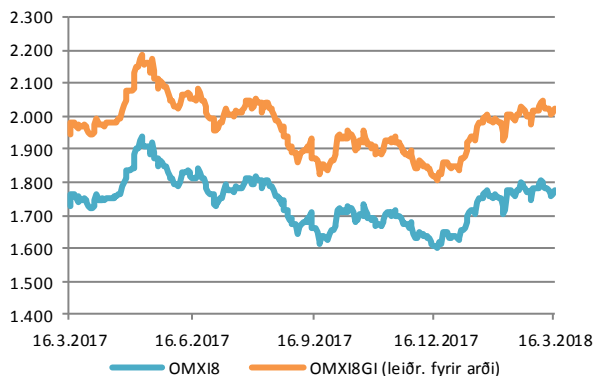


# Hlutabréf

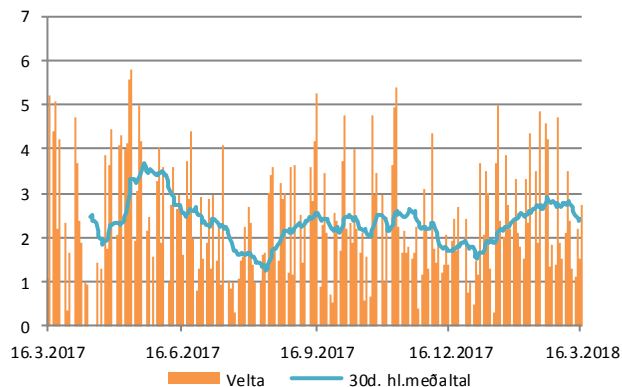
Félag	Verð	Velta (ma.kr./viku)	Breyting síðan ...				
			áramót	1V	1M	3M	12M
OMX18	1775,2	9,2	8,6%	7,7%	1,1%	10,4%	2,6%
OMX18GI	2024,9		9,7%	8,8%	2,1%	11,5%	4,2%
Marel	374,0	1,1	15,8%	14,7%	3,5%	20,5%	16,0%
Icelandair	15,5	1,4	5,4%	4,7%	-1,6%	7,5%	10,7%
Eimskip	234,5	0,3	-6,4%	-7,9%	3,5%	-6,8%	-24,5%
HB Grandi	30,2	0,2	-13,7%	-13,1%	-12,0%	-9,9%	-3,9%
Hagar	42,9	0,4	20,0%	19,5%	2,4%	20,3%	-11,2%
N1	122,0	0,5	7,0%	6,6%	-1,6%	9,4%	4,5%
Skeljungur	6,8	0,1	3,6%	3,0%	-1,1%	2,9%	9,5%
Fjarskipti	72,7	0,6	7,2%	7,9%	13,4%	11,3%	23,0%
Síminn	4,3	1,0	4,2%	3,5%	6,4%	0,7%	15,2%
Origo	24,8	0,0	-7,6%	-8,0%	-1,0%	-6,2%	-16,4%
Sjóvá	17,2	0,4	4,6%	3,0%	-2,8%	3,3%	-1,2%
VÍS	13,5	0,3	15,6%	15,1%	8,7%	16,7%	26,0%
TM	35,7	0,2	7,9%	7,5%	7,5%	9,3%	13,5%
Reginn	24,7	1,0	-3,7%	-3,9%	-3,9%	-3,3%	-13,9%
Reitir	84,5	1,2	-1,7%	-2,7%	-4,0%	-2,2%	-10,7%
Eik	10,1	0,6	-1,1%	-1,1%	1,3%	0,7%	-11,8%

Leiðrétt fyrir arðgreiðslum. Heimild: Kodiak, útreikningar Hagfræðideildar

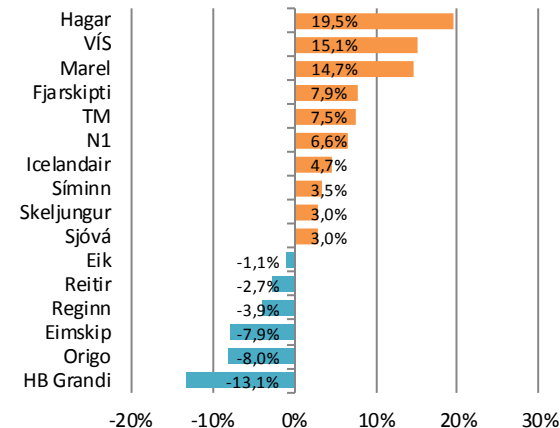
## Úrvalsvísitalan



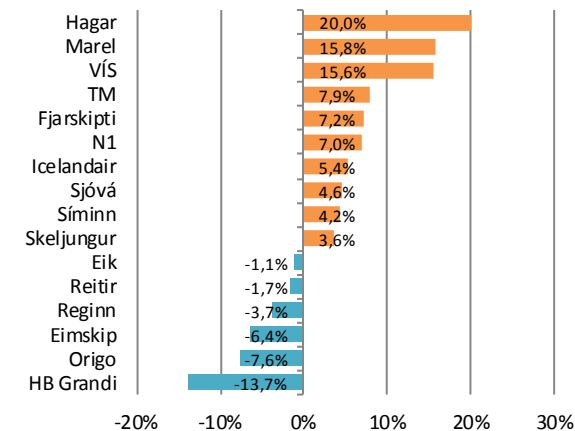
## Velta



## Breyting í vikunni



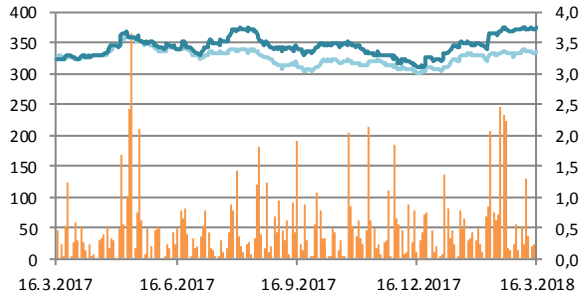
## Síðan áramót



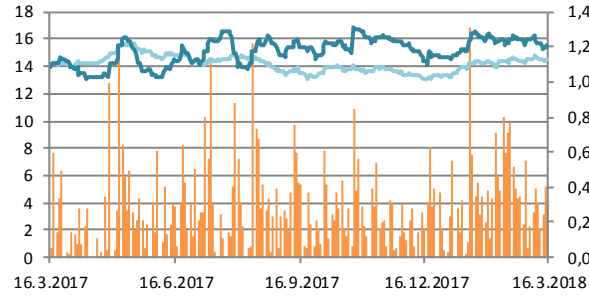
# Hlutabréf

Velta (h.ás, ma.kr./dag) Verð OMXI8GI

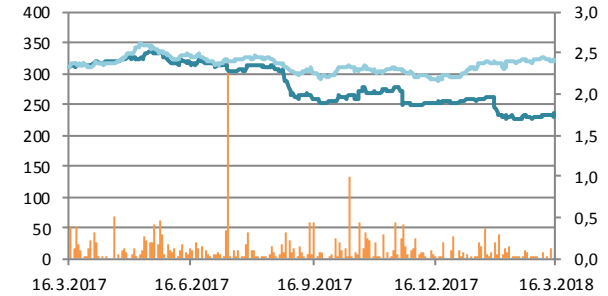
### Marel



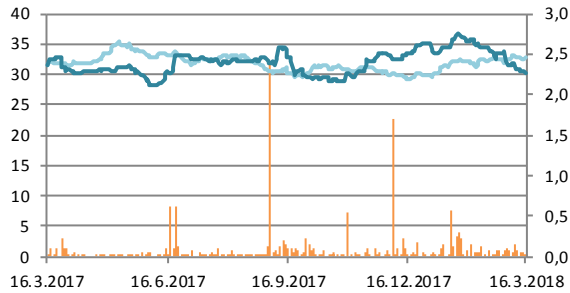
### Icelandair



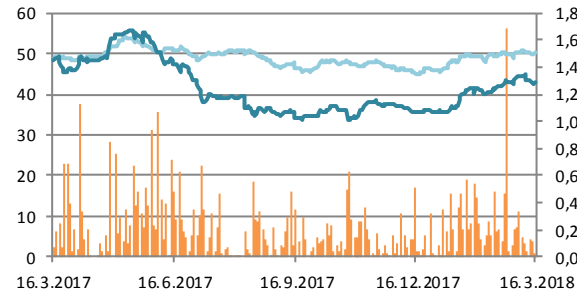
### Eimskip



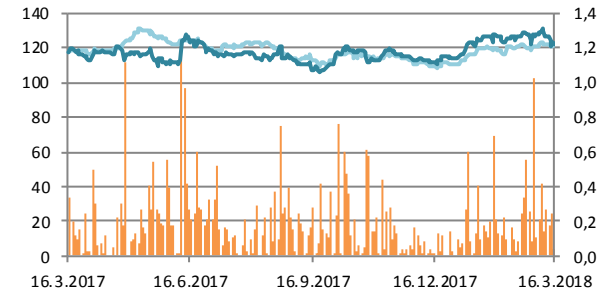
### HB Grandi



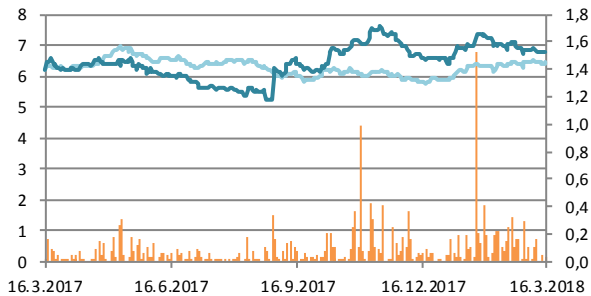
### Hagar



### N1



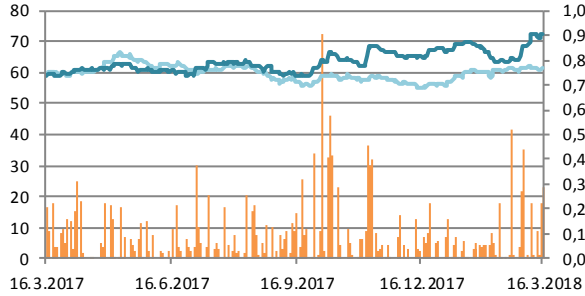
### Skeljungur



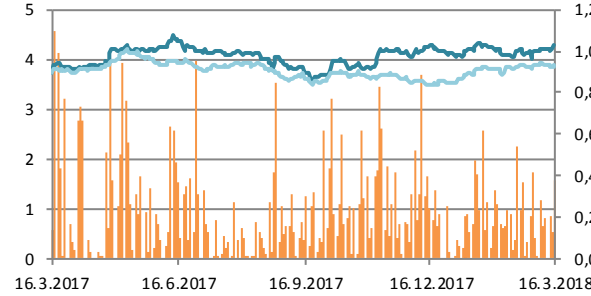
# Hlutabréf

Velta (h.ás, ma.kr./dag) Verð OMX18GI

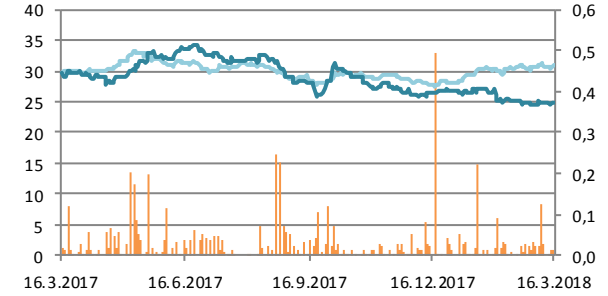
### Fjarskipti



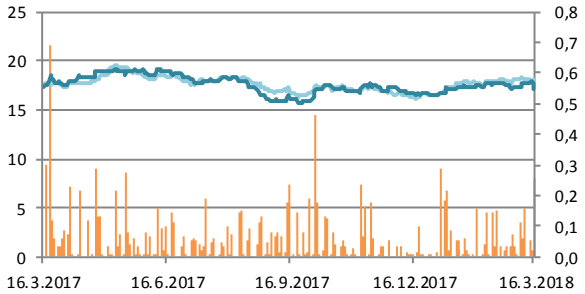
### Síminn



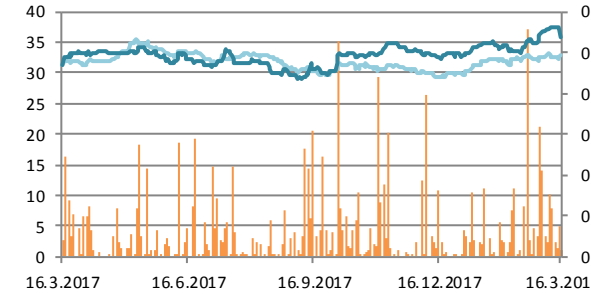
### Origo



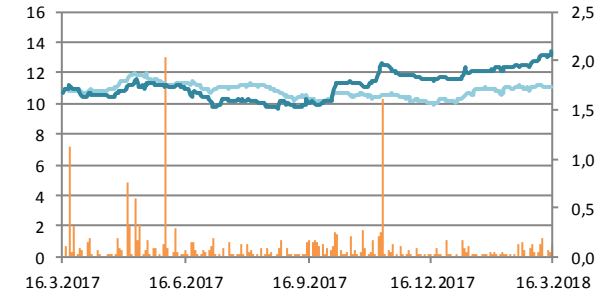
### Sjóvá



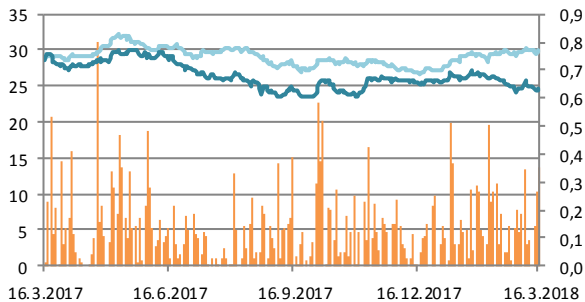
### TM



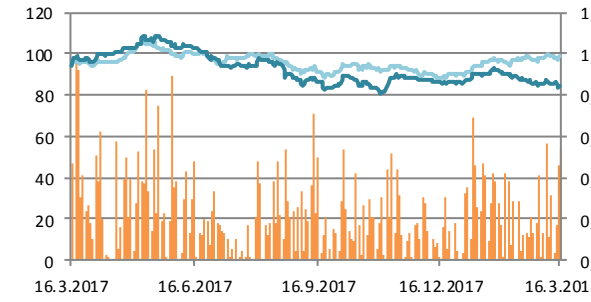
### VÍS



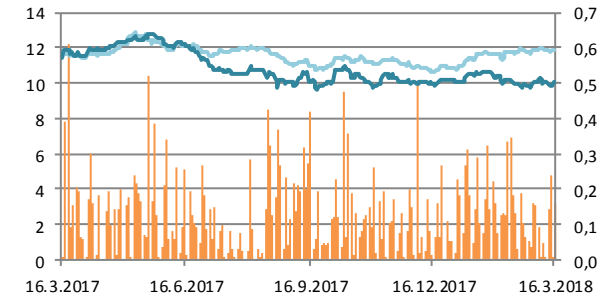
### Reginn



### Reitir



### Eik



# Gjaldeyrismarkaður

Gengi ISK	16.mar	ármót	Breyting síðan ...			
			1V	1M	3M	12M
GVT	<b>158,9</b>	-2,4%	-3,0%	-1,5%	-2,4%	-0,3%
EUR	<b>122,7</b>	-1,9%	-2,3%	-1,8%	-1,5%	4,1%
USD	<b>99,5</b>	-4,7%	-6,1%	-0,6%	-5,7%	-9,5%
GBP	<b>138,9</b>	-1,5%	-2,0%	-1,4%	-1,9%	3,0%
SEK	<b>12,1</b>	-4,6%	-4,2%	-3,9%	-3,3%	-2,2%
DKK	<b>16,5</b>	-1,9%	-2,4%	-1,8%	-1,6%	3,9%
NOK	<b>12,9</b>	1,4%	1,8%	0,5%	1,2%	0,3%
JPY	<b>0,94</b>	1,5%	0,7%	0,2%	0,0%	-2,9%

Miðgengi Seðlabanka Íslands. Heimild: Kodiak

GVT



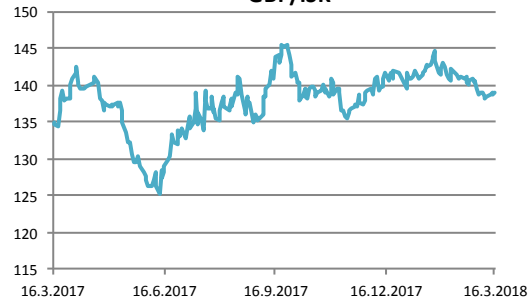
EUR/ISK



USD/ISK



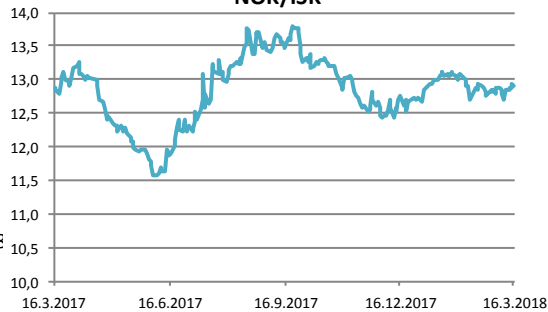
GBP/ISK



DKK/ISK



NOK/ISK



JPY/ISK

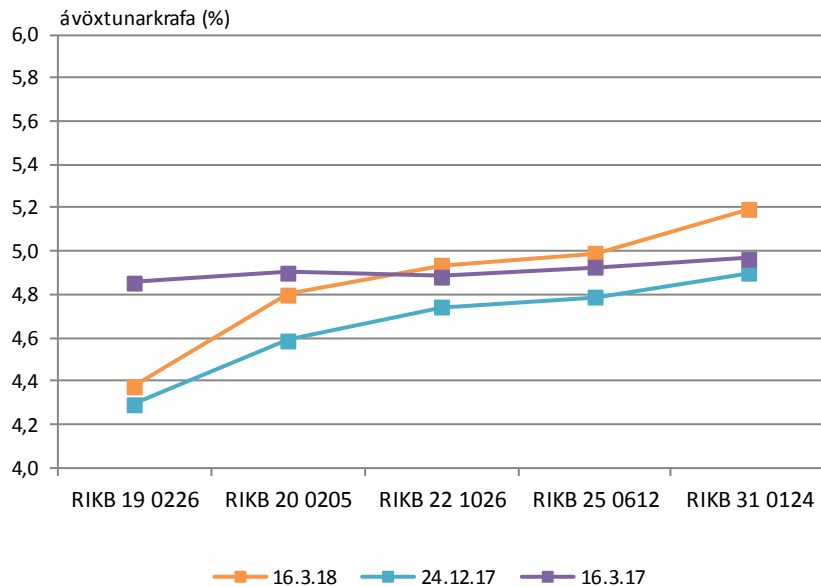


# Ríkisbréf

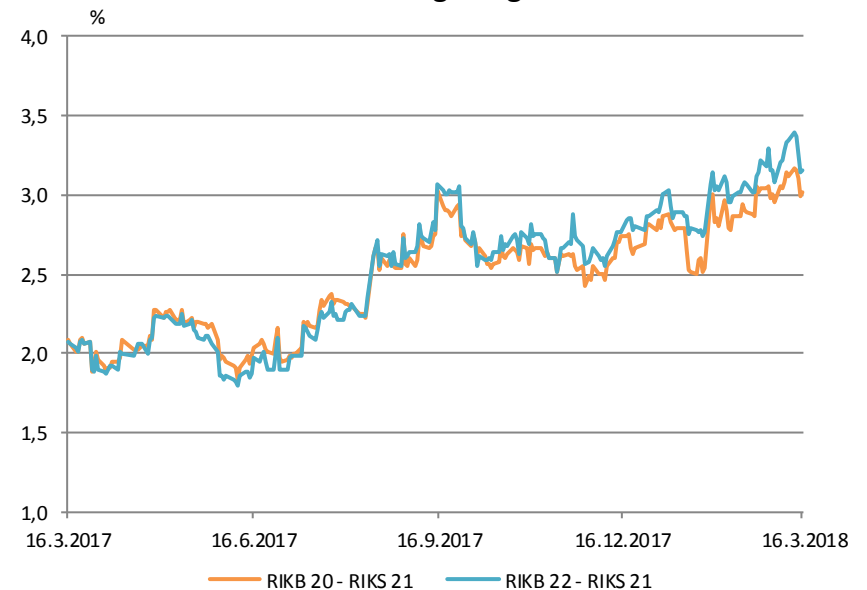
	verð	krafa	velta (ma.kr./viku)	Breyting síðan ...				
				árm.	1V	1M	3M	6M
RIKB 19 0226	103,93	4,38	0,4	0,12	0,08	0,03	0,06	-0,48
RIKB 20 0205	102,53	4,80	2,7	0,03	0,21	0,11	0,04	-0,10
RIKB 22 1026	109,29	4,93	3,5	0,11	0,19	0,06	0,15	0,05
RIKB 25 0612	117,87	4,99	2,9	0,11	0,20	0,02	0,18	0,06
RIKB 31 0124	112,00	5,19	1,1	0,20	0,30	0,07	0,26	0,23
RIKS 21 0414	105,97	1,78	4,3	-0,18	-0,15	0,00	-0,24	-1,03
RIKS 30 0701	114,66	1,90	0,1	0,14	0,09	0,03	0,09	-0,56

Heimild: Kodiak

## Vaxtaferlar

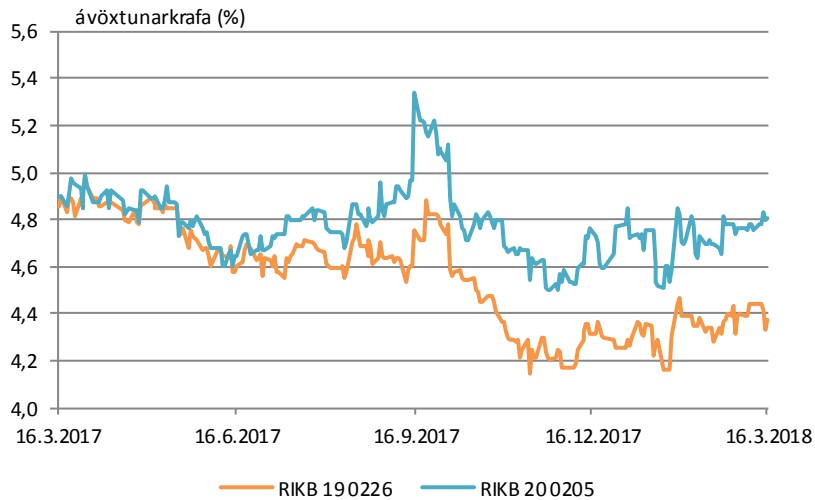


## Verðbólguálag

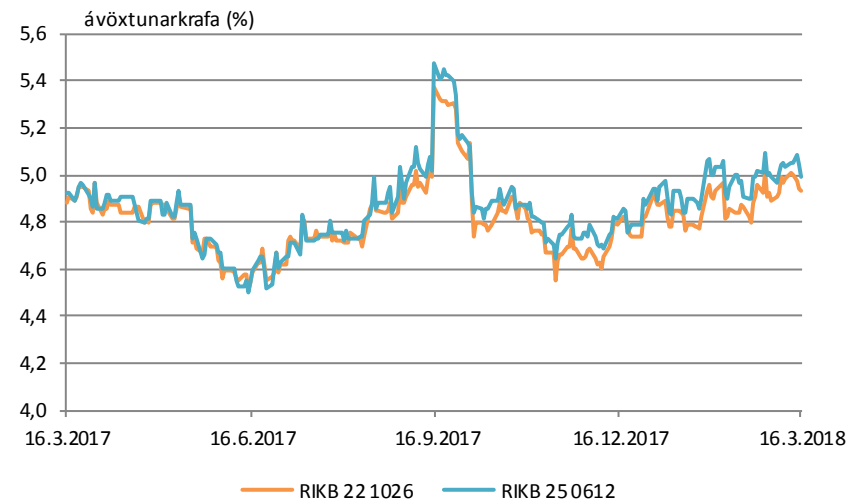


# Ríkisbréf

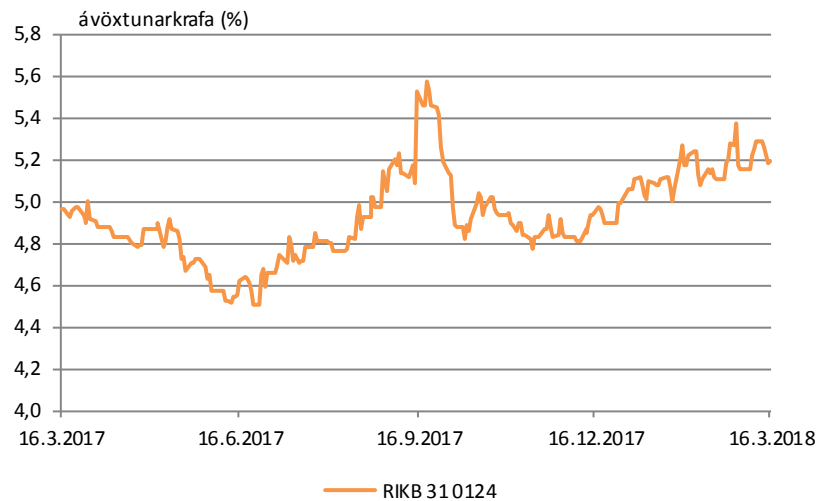
## Stutt ríkisbréf



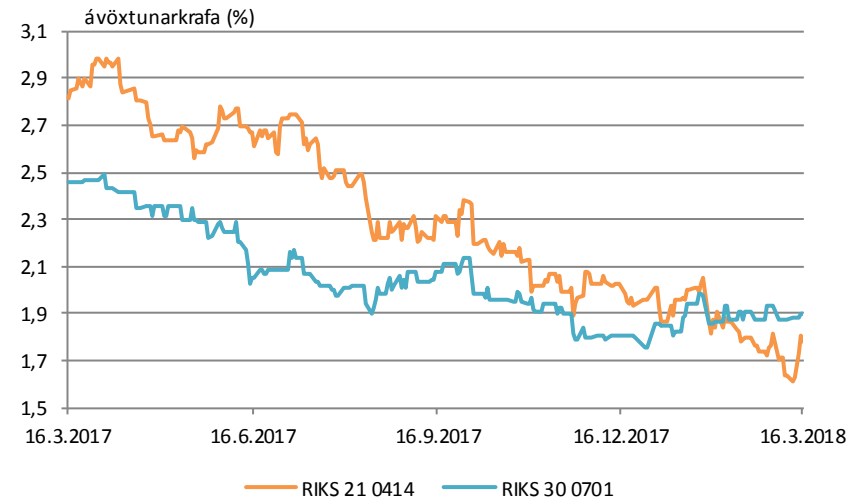
## Millilöng ríkisbréf



## Löng ríkisbréf



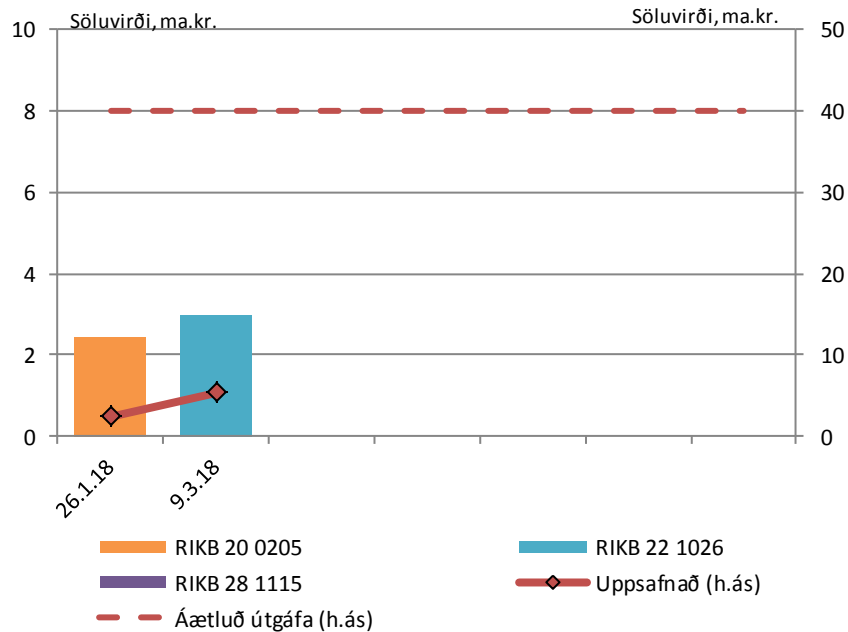
## Verðtryggð ríkisbréf



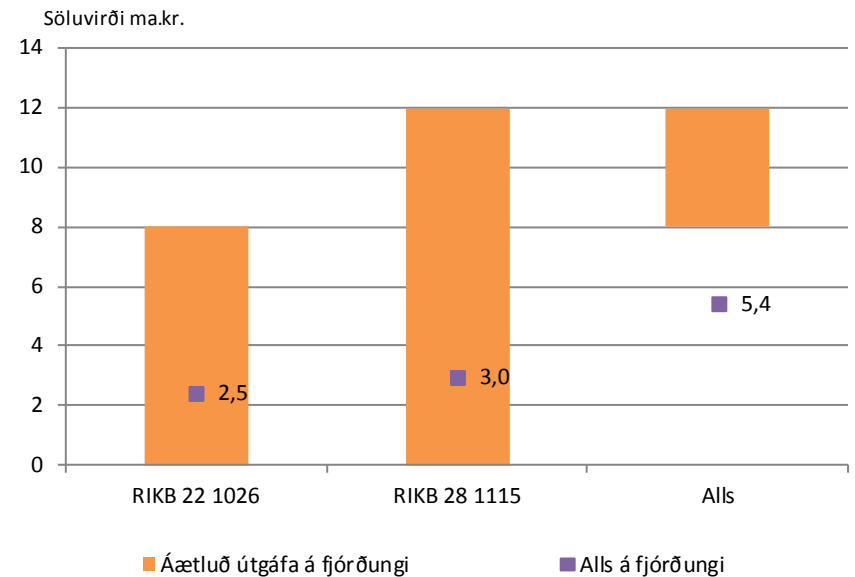
# Útboð ríkisbréfa

Seinustu útboð		Tilboð	Samþykkt	Verð	Krafa
Dags	Flokkur				
9.3.18	RIKB 28 1115	4,1	3,0	97,65	5,29
26.1.18	RIKB 22 1026	3,7	2,2	109,94	4,84
8.12.17	RIKB 28 1115	2,2	1,5	101,65	4,80
10.11.17	RIKB 28 1115	5,4	1,9	101,40	4,83
20.10.17	RIKB 22 1026	2,9	2,5	110,43	4,85
6.10.17	RIKB 28 1115	3,7	2,0	100,55	4,93
8.9.17	RIKB 20 0205	2,3	2,3	102,80	4,97
8.9.17	RIKB 28 1115	4,2	4,0	98,64	5,16

Útgáfa á árinu m.v. ársáætlun



Útgáfa á 1. ársfj. m.v. ársfjórðungsáætlun



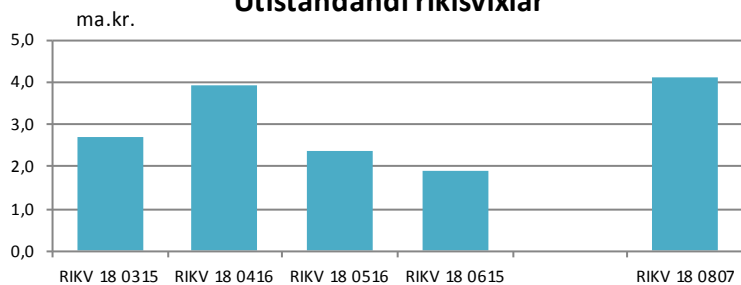


# Útboð ríkisvixla

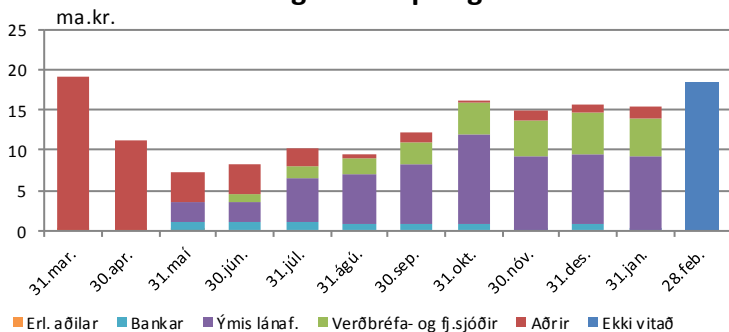
dags	3 mán. víxli			6 mán. víxli		
	Tilboð	Samþykkt	Vextir	Tilboð	Samþykkt	Vextir
22.02.18				4,8	4,1	4,19
25.01.18	4,3	1,9	4,20			
13.12.17				4,3	1,9	4,20
15.11.17				8,3	2,4	4,21
12.10.17				6,1	3,9	4,24
13.09.17				3,8	2,7	4,49

Heimild: Lánamál Ríkisins

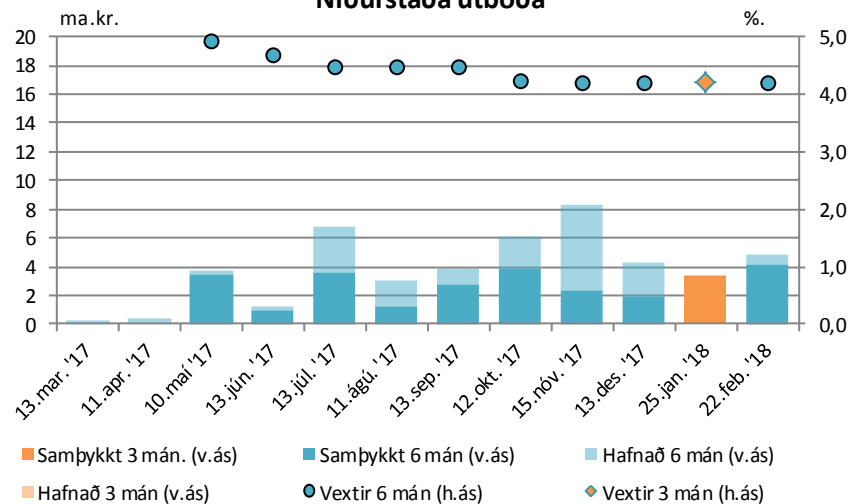
## Útstandandi ríkisvixlar



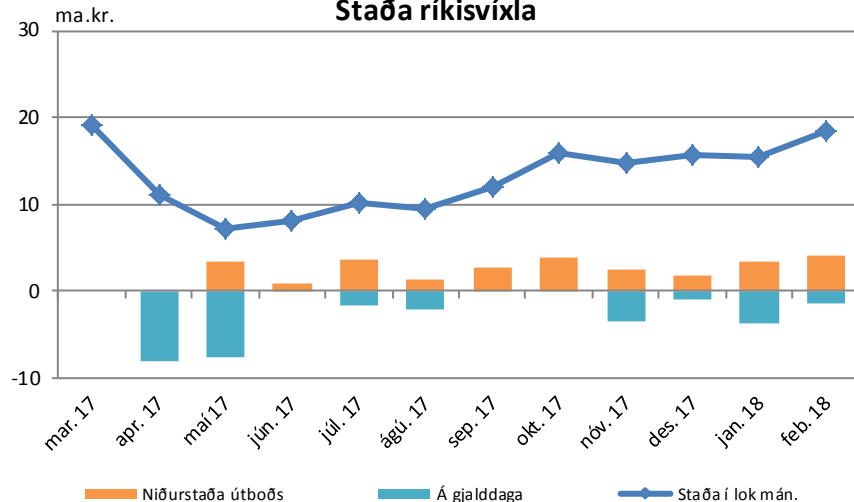
## Eigendaskipting



## Niðurstaða útboða



## Staða ríkisvixla



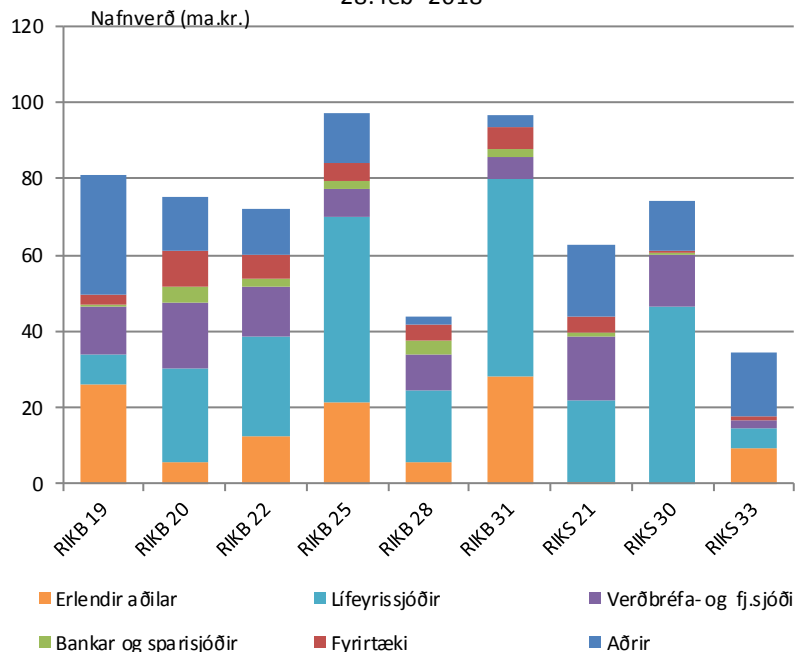
# Eigendaskipting ríkisbréfa

	Eigendaskipting (ma.kr.)									Alls
	RIKB 19	RIKB 20	RIKB 22	RIKB 25	RIKB 28	RIKB 31	RIKS 21	RIKS 30	RIKS 33	
Erlendir aðilar	26,2	5,5	12,4	21,4	5,6	27,9	0,4	0,0	9,4	108,8
Lífeyrissjóðir	7,6	24,5	26,2	48,8	19,0	52,1	21,4	46,3	5,2	251,0
Verðbréfa- og fj.sjóðir	12,4	17,5	13,0	7,2	9,3	5,6	16,9	13,8	1,7	97,4
Bankar og sparisjóðir	1,0	4,4	2,2	1,9	3,9	2,0	0,8	0,7	0,0	16,8
Bankar í slitameðferð	2,4	9,2	6,3	5,2	3,9	6,1	4,2	0,5	1,4	39,1
Aðrir	31,3	14,0	12,2	12,7	2,4	2,9	19,0	13,2	16,4	124,0
Nafnverð alls (ma.kr.)	80,8	75,1	72,2	97,1	43,9	96,6	62,7	74,4	34,2	637,1

Heimild: Lánamál ríkisins

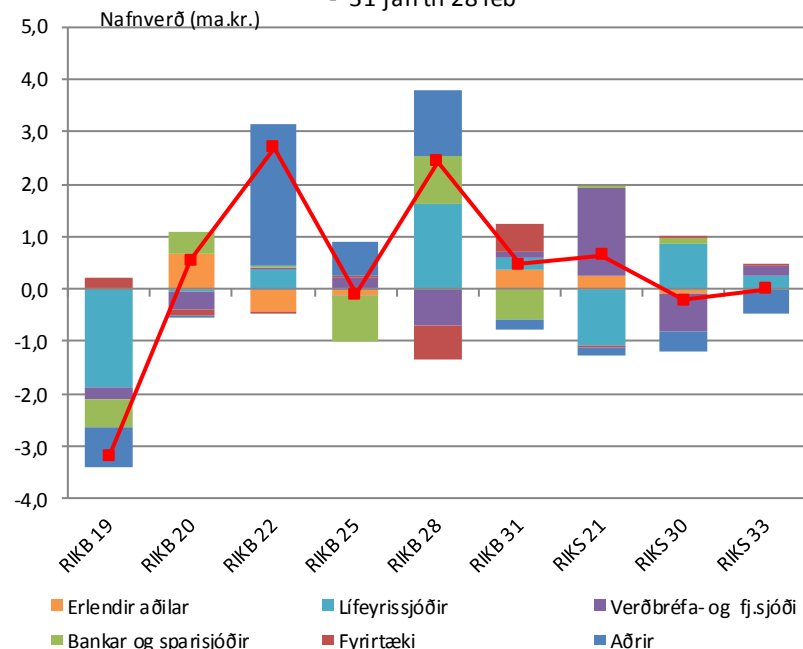
## Eigendur ríkisverðbréfa

-28. feb 2018



## Breyting milli mánaða

- 31 jan til 28 feb

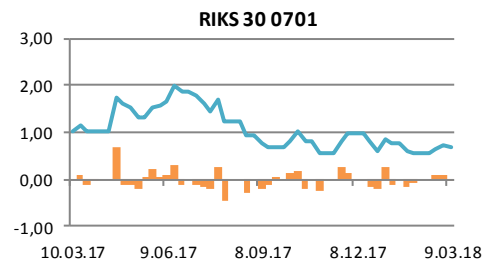
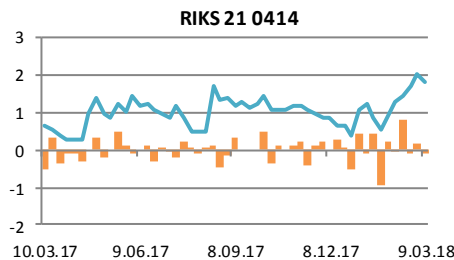
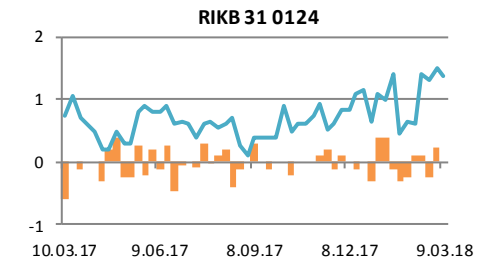
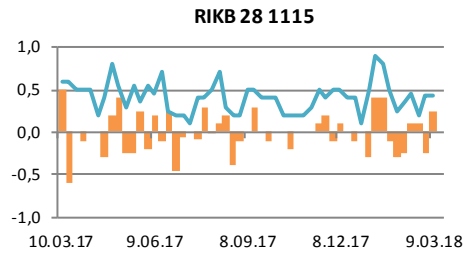
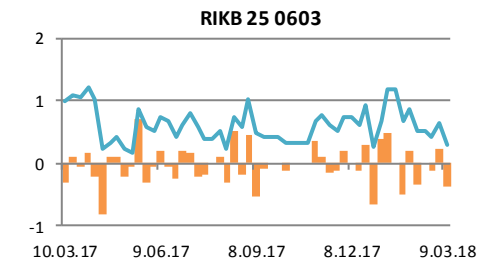
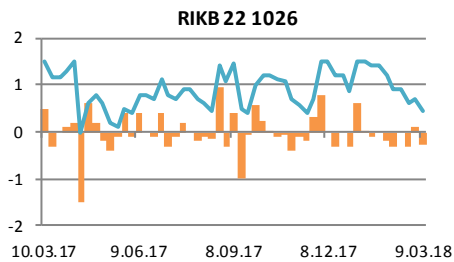
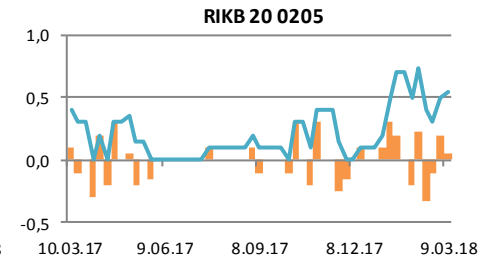
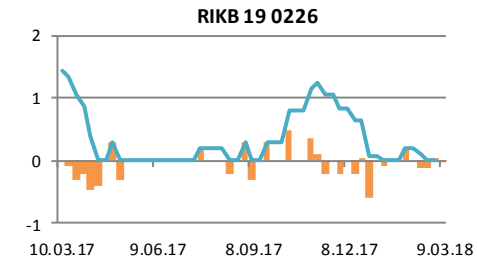
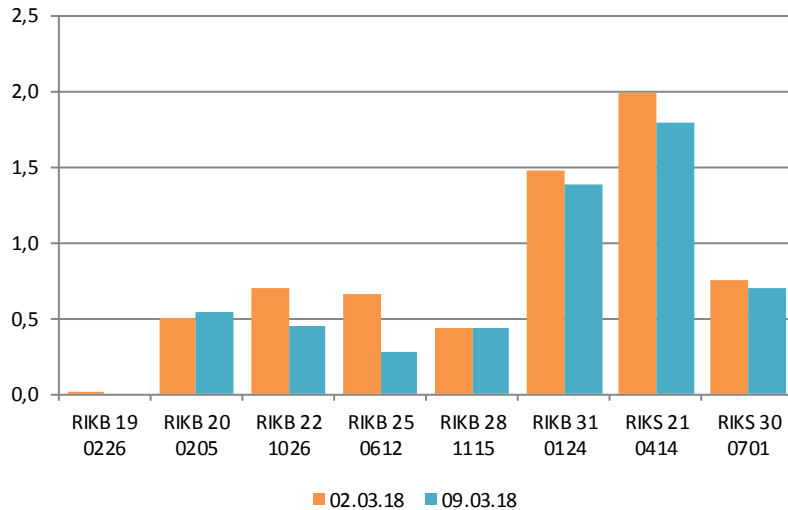


# Staða verðbréfalána

Flokkur	Nafnverð (m.kr.)	Breyting síðan				
		1V	4V	12V	26V	52V
RIKB 19 0226	0,0	0,0	-0,2	-0,6	0,0	-1,4
RIKB 20 0205	0,6	0,1	-0,2	0,5	0,5	0,2
RIKB 22 1026	0,5	-0,3	-0,5	-0,8	-1,0	-1,0
RIKB 25 0612	0,3	-0,4	-0,2	-0,3	-0,2	-0,7
RIKB 28 1115	0,4	0,0	0,1	0,0	-0,1	-0,2
RIKB 31 0124	1,4	-0,1	0,8	0,3	1,0	0,6
RIKS 21 0414	1,8	-0,2	0,6	1,2	0,6	1,2
RIKS 30 0701	0,7	-0,1	0,2	-0,3	-0,1	-0,3

Heimild: Lánamál Ríkisins

## Breyting milli vikna



Breyting milli vikna

Útistandandi



---

Innihald og form skjals þessa er unnið af starfsmönnum Hagfræðideildar Landsbankans hf. (hagfraedideild@landsbankinn.is) og byggist á aðgengilegum opinberum upplýsingum á þeim tíma sem greiningin var unnin. Mat á þeim upplýsingum endurspeglar skoðanir starfsmanna Hagfræðideildar Landsbankans á þeim degi þegar greiningin er dagsett, en þær geta breyst án fyrirvara.

Landsbankinn hf. og starfsfólk hans taka ekki ábyrgð á viðskiptum sem byggð eru á þeim upplýsingum og skoðunum sem hér eru settar fram.

Bent skal á að Landsbankinn hf. getur á hverjum tíma haft beinna eða óbeinna hagsmuna að gæta, ýmist sjálfur, dótturfélög hans eða fyrir hönd viðskiptamanna, s.s. sem fjárfestir, lánardrottinn eða þjónustuaðili. Greiningar eru engu að síður unnar sjálfstætt af Hagfræðideild Landsbankans og innan Landsbankans eru í gildi reglur um aðskilnað starfssviða sem eru aðgengilegar á vef bankans.

