

29. janúar 2018

Vikubyrjun – Innlendar markaðsupplýsingar

Hagfræðideild Landsbankans

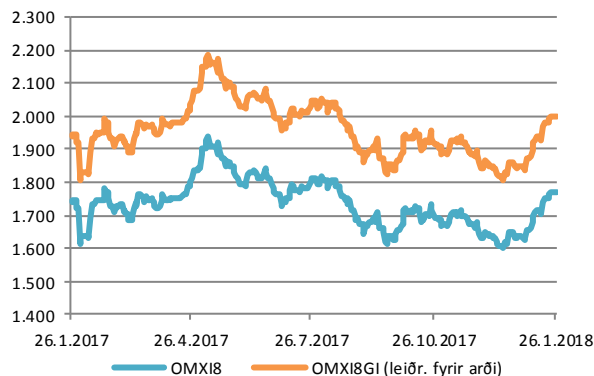


Hlutabréf

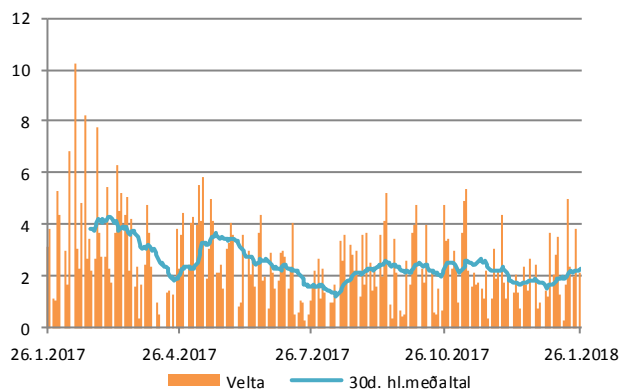
Félag	Verð	Velta (ma.kr./viku)	Breyting síðan ...				
			áramót	1V	1M	3M	12M
OMX18	1768,5	12,9	8,2%	7,3%	7,3%	3,9%	1,8%
OMX18GI	1997,8		8,2%	7,3%	7,3%	3,9%	2,9%
Marel	346,0	1,6	7,1%	6,1%	6,1%	-1,1%	28,2%
Icelandair	16,1	1,5	9,4%	8,7%	8,7%	-3,9%	-29,2%
Eimskip	262,0	0,5	4,6%	2,9%	2,9%	-2,2%	-14,5%
HB Grandi	36,1	0,9	3,1%	3,9%	3,9%	24,9%	31,3%
Hagar	41,3	1,2	15,5%	15,0%	15,0%	23,1%	-19,0%
N1	126,5	0,7	11,0%	10,5%	10,5%	10,5%	3,8%
Skeljungur	7,4	2,1	12,3%	11,7%	11,7%	3,2%	14,3%
Fjarskipti	68,6	0,1	1,2%	1,8%	1,8%	6,9%	27,7%
Síminn	4,3	1,4	3,3%	2,5%	2,5%	11,2%	37,1%
Origo	26,5	0,0	-1,1%	-1,5%	-1,5%	-5,4%	16,7%
Sjóvá	17,4	0,1	5,5%	3,9%	3,9%	1,8%	15,3%
VÍS	12,1	0,0	3,8%	3,3%	3,3%	8,6%	36,5%
TM	34,5	0,1	4,2%	3,9%	3,9%	5,0%	30,9%
Reginn	26,8	0,6	4,3%	4,1%	4,1%	12,4%	3,1%
Reitir	92,2	1,3	7,2%	6,2%	6,2%	10,3%	3,2%
Eik	10,6	0,8	3,8%	3,8%	3,8%	3,9%	1,9%

Leiðrétt fyrir arðgreiðslum. Heimild: Kodiax, útreikningar Hagfræðideildar

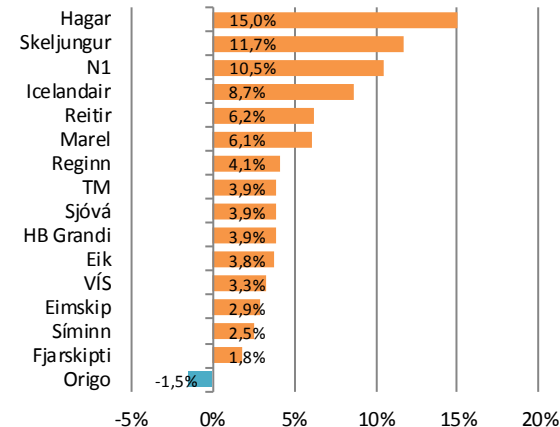
Úrvalsvisitalan



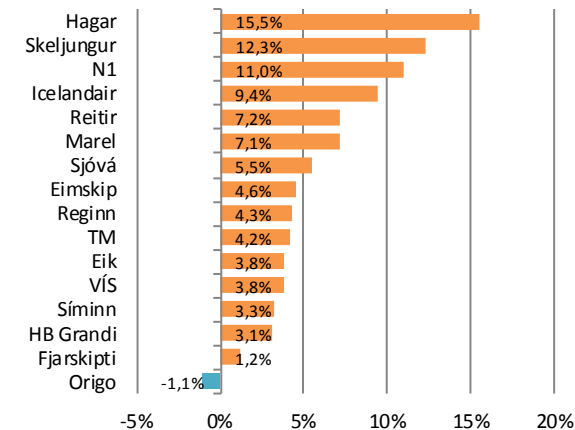
Velta



Breyting í vikunni



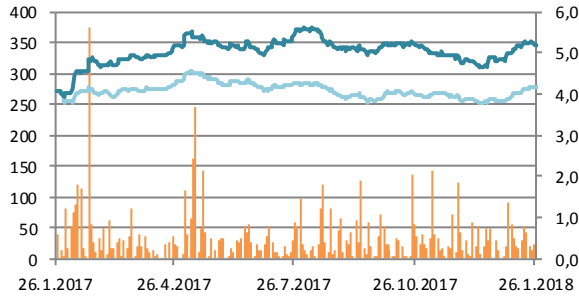
Síðan áramót



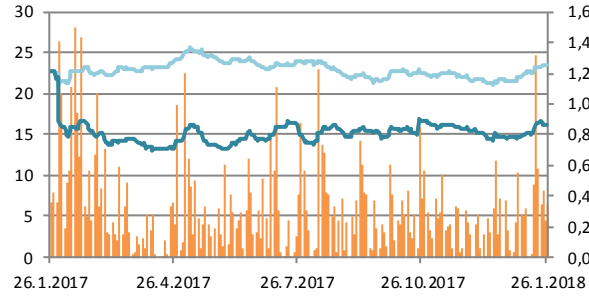
Hlutabréf

Velta (h.ás, ma.kr./dag) Verð OMX18GI

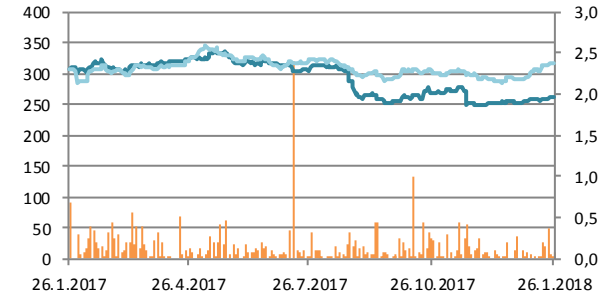
Marel



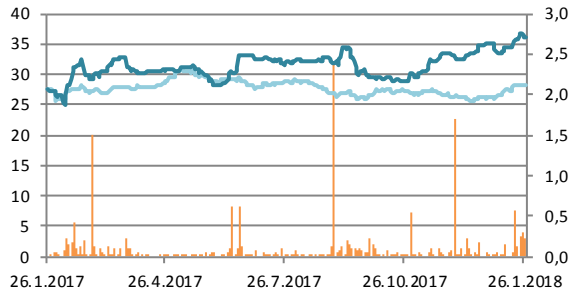
Icelandair



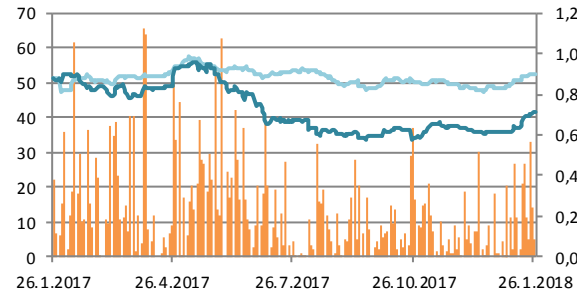
Eimskip



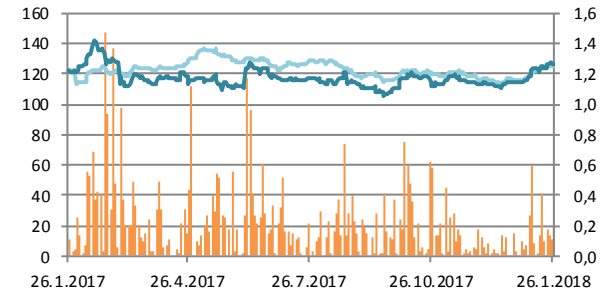
HB Grandi



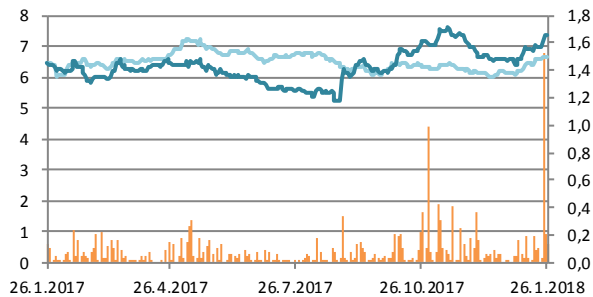
Hagar



N1



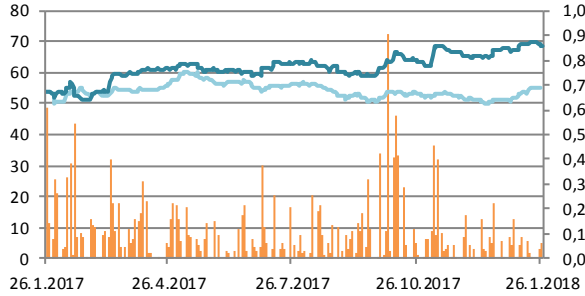
Skeljungur



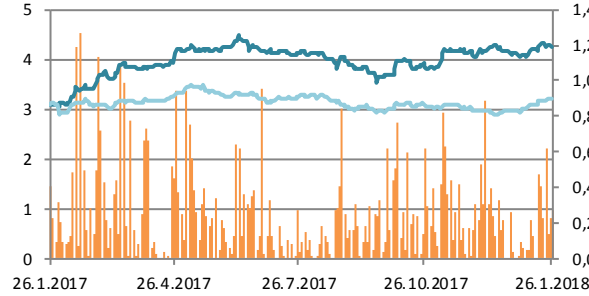
Hlutabréf

Velta (h.ás, ma.kr./dag) Verð OMX18GI

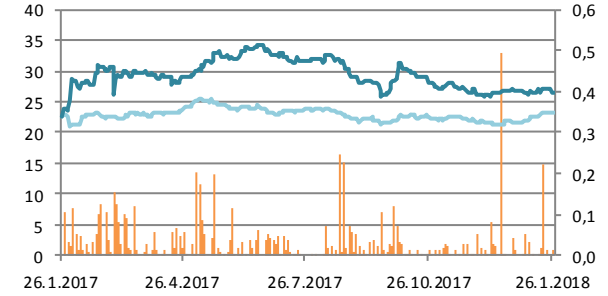
Fjarskipti



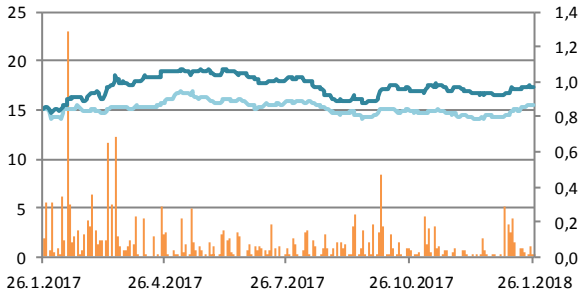
Síminn



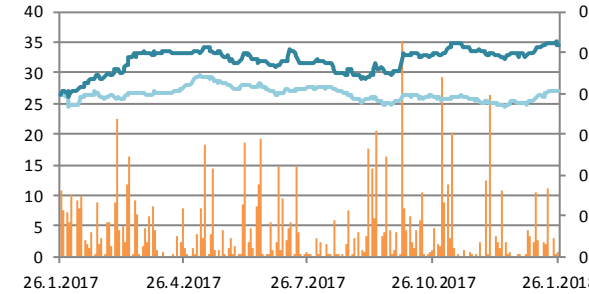
Origo



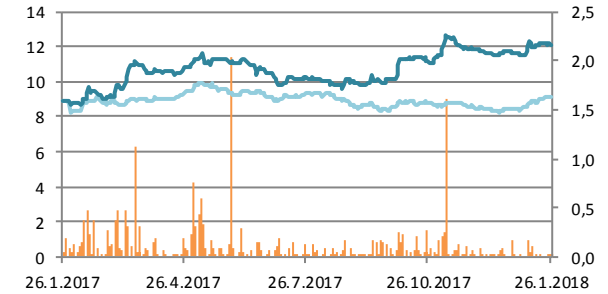
Sjóvá



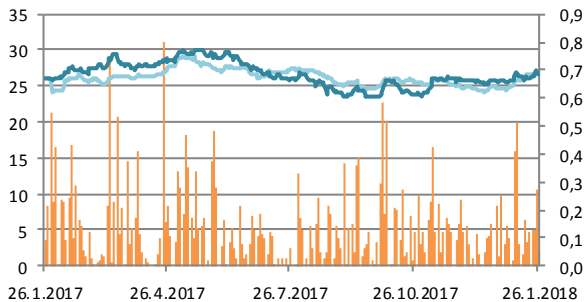
TM



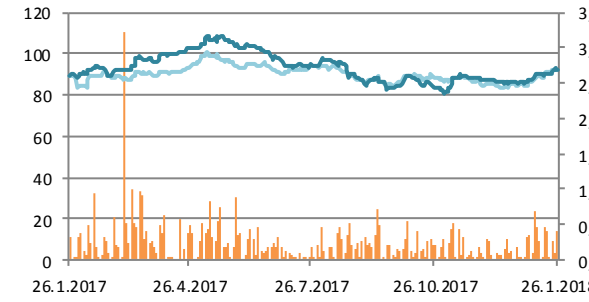
VÍS



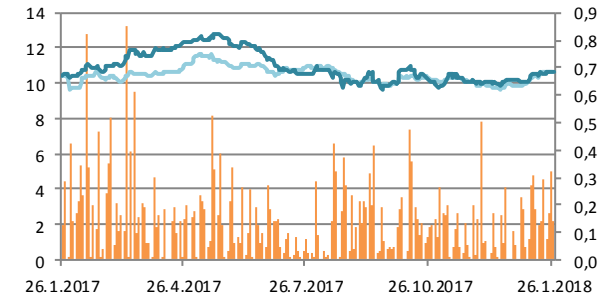
Reginn



Reitir



Eik



Gjaldeyrismarkaður

Gengi ISK	Breyting síðan ...					
	26.jan	ármót	1V	1M	3M	12M
GVT	162,5	-0,2%	-0,8%	-0,8%	0,0%	-3,8%
EUR	125,4	0,3%	-0,2%	-0,2%	1,0%	0,8%
USD	100,6	-3,6%	-5,1%	-5,1%	-4,3%	-13,3%
GBP	143,4	1,7%	1,1%	1,1%	3,1%	-2,0%
SEK	12,8	0,7%	1,1%	1,1%	0,1%	-2,7%
DKK	16,8	0,3%	-0,2%	-0,2%	1,0%	0,7%
NOK	13,1	2,9%	3,3%	3,3%	0,1%	-5,9%
JPY	0,92	-0,6%	-1,4%	-1,4%	-0,3%	-9,2%

Miðgengi Seðlabanka Íslands. Heimild: Kodiak

GVT



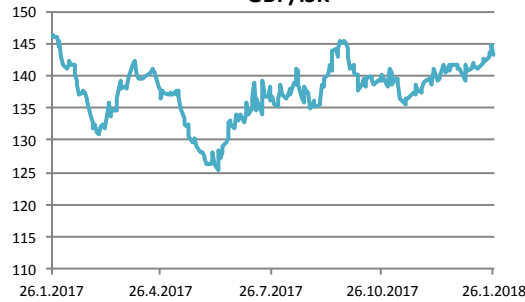
EUR/ISK



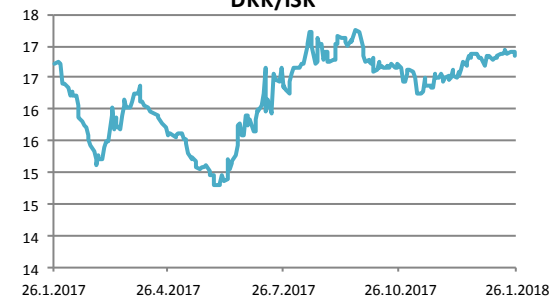
USD/ISK



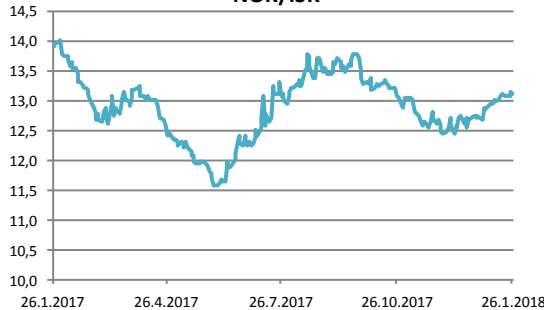
GBP/ISK



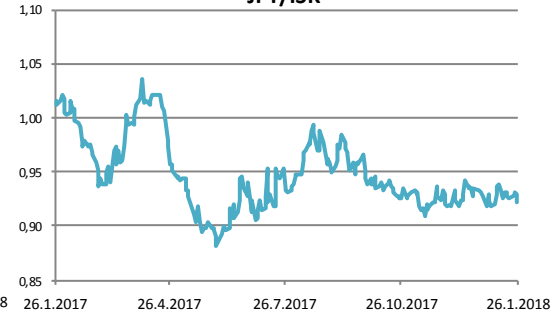
DKK/ISK



NOK/ISK



JPY/ISK

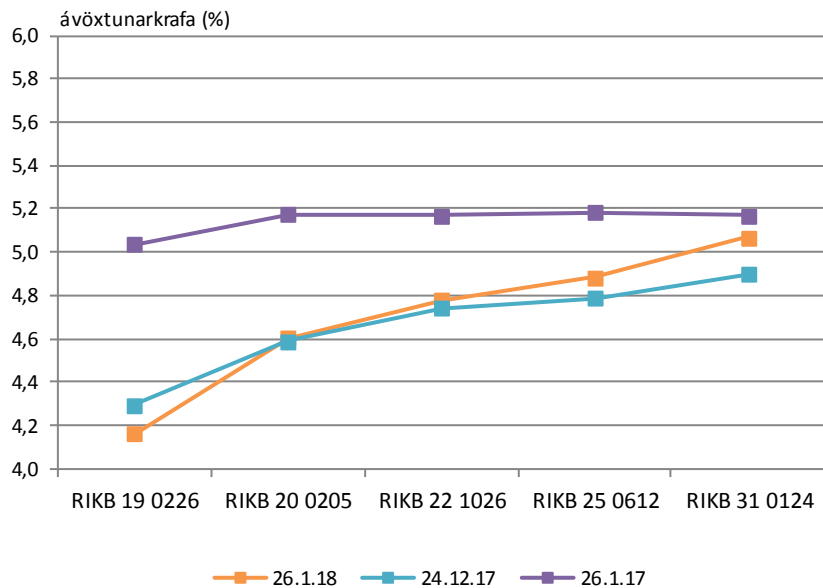


Ríkisbréf

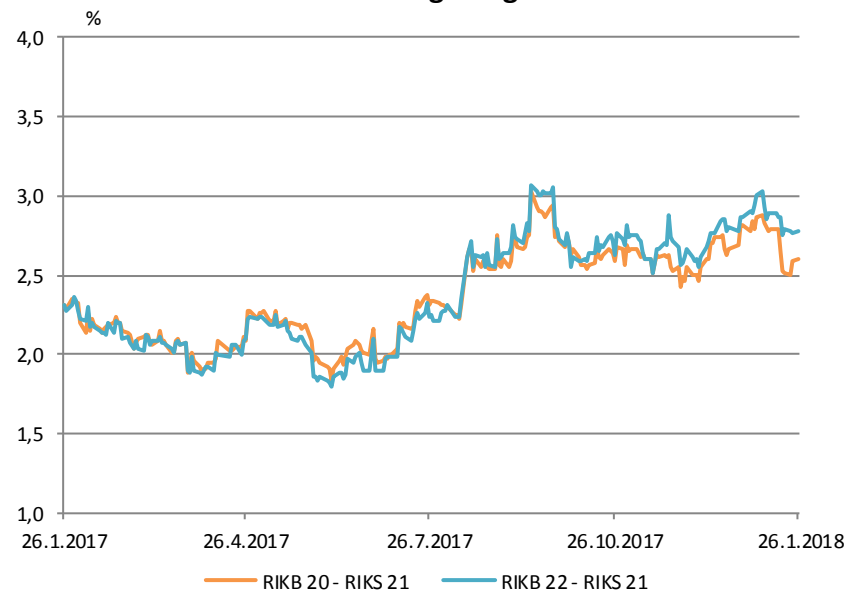
	verð	krafa	velta (ma.kr./viku)	Breyting síðan ...				
				árm.	1V	1M	3M	6M
RIKB 19 0226	104,76	4,16	0,1	-0,09	-0,13	-0,13	-0,29	-0,88
RIKB 20 0205	103,12	4,60	0,3	-0,17	0,01	0,01	-0,16	-0,57
RIKB 22 1026	110,25	4,78	0,6	-0,04	0,04	0,04	-0,04	-0,39
RIKB 25 0612	118,88	4,88	0,3	0,01	0,09	0,09	0,01	-0,30
RIKB 31 0124	113,38	5,07	3,8	0,08	0,17	0,17	0,13	-0,10
RIKS 21 0414	105,56	2,00	0,1	0,04	0,06	0,06	-0,19	-0,87
RIKS 21 0415	113,85	1,98	0,1	0,22	0,18	0,18	0,00	-0,56

Heimild: Kodiak

Vaxtaferlar

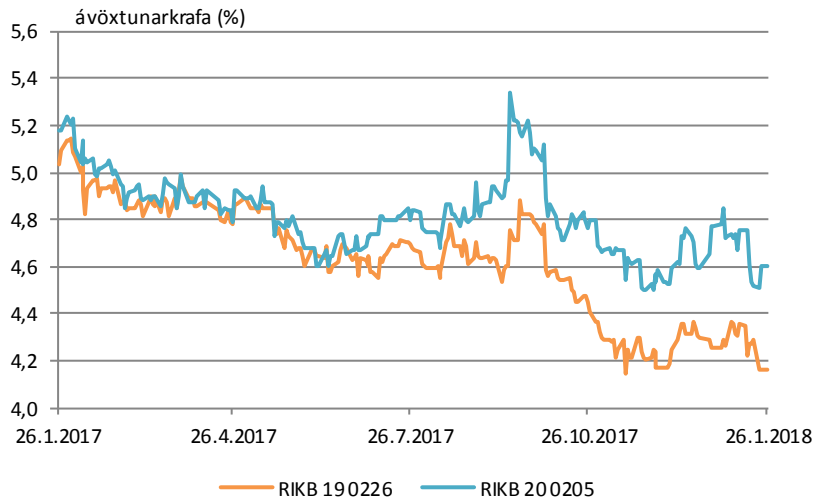


Verðbólguálag

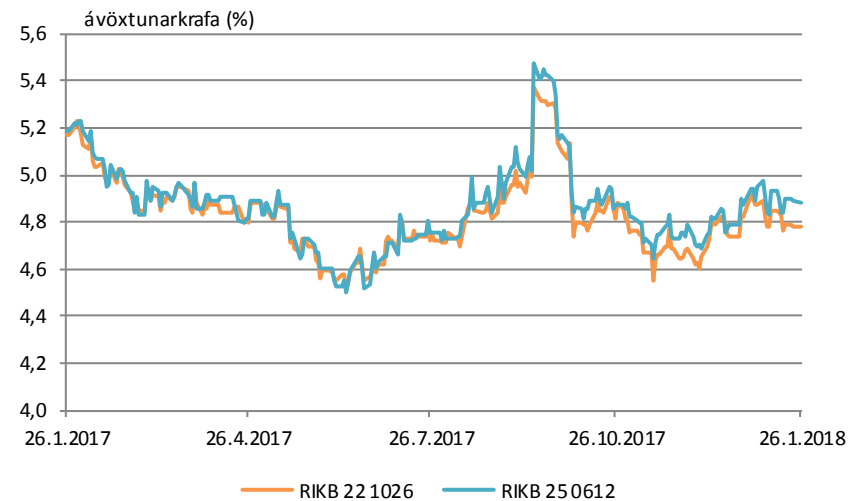


Ríkisbréf

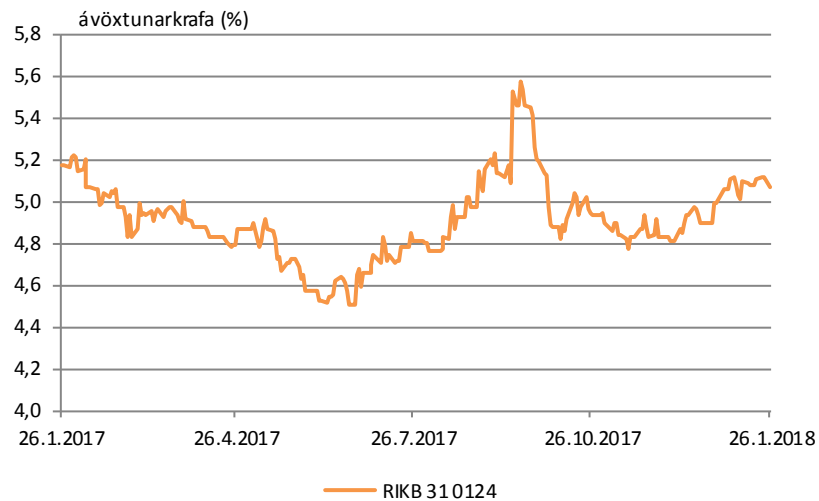
Stutt ríkisbréf



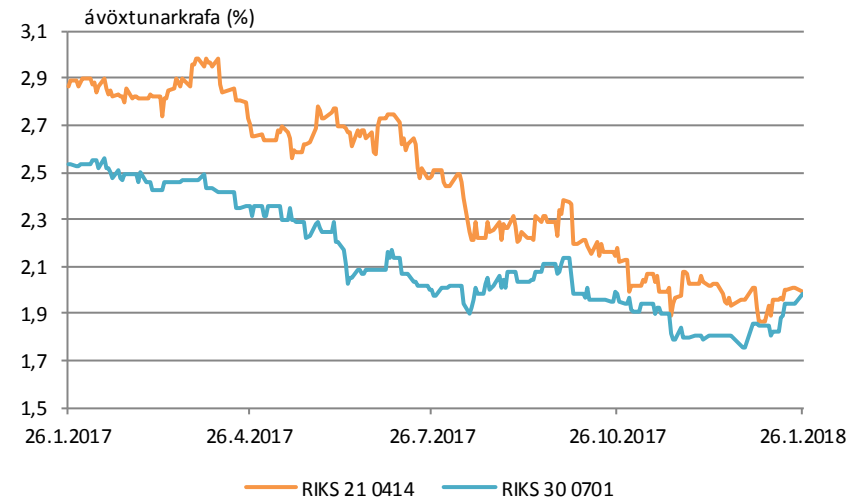
Millilöng ríkisbréf



Löng ríkisbréf



Verðtryggð ríkisbréf

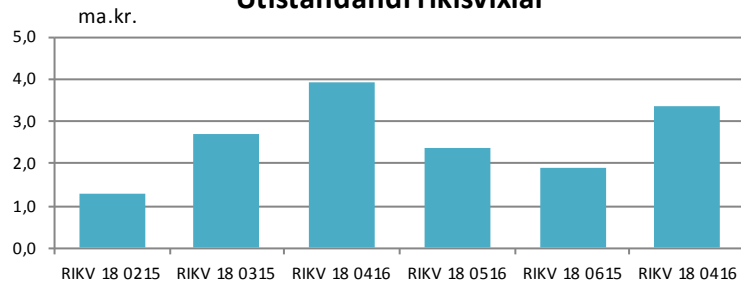


Útboð ríkisvixla

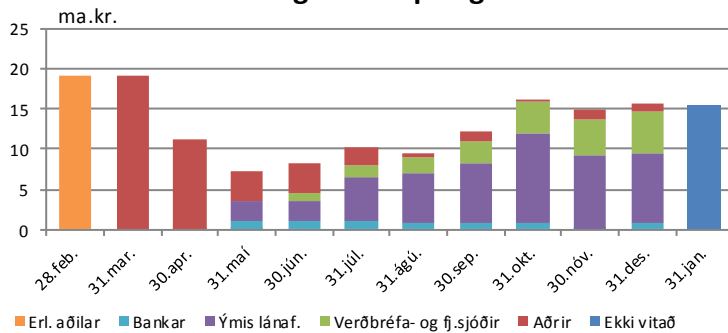
dags	6 mán. víxl		
	Tilboð	Samþykkt	Vextir
13.12.17	4,3	1,9	4,20
15.11.17	8,3	2,4	4,21
12.10.17	6,1	3,9	4,24
13.09.17	3,8	2,7	4,49
11.08.17	3,1	1,3	4,48
13.07.17	6,8	3,6	4,50

Heimild: Lánamál Ríkisins

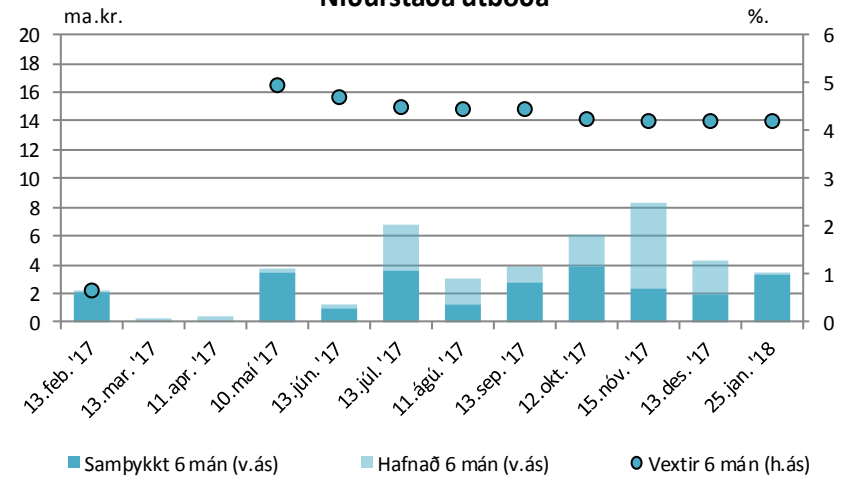
Útistandandi ríkisvixlar



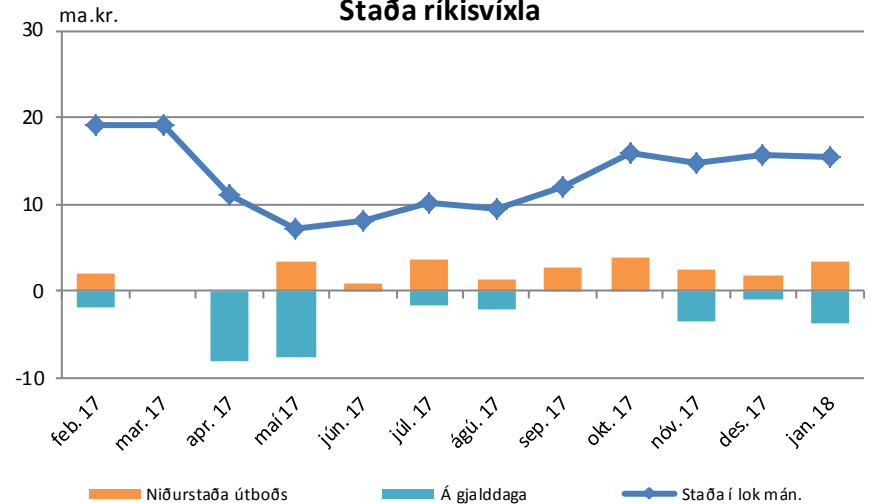
Eigendaskipting



Niðurstaða útboða



Staða ríkisvixla



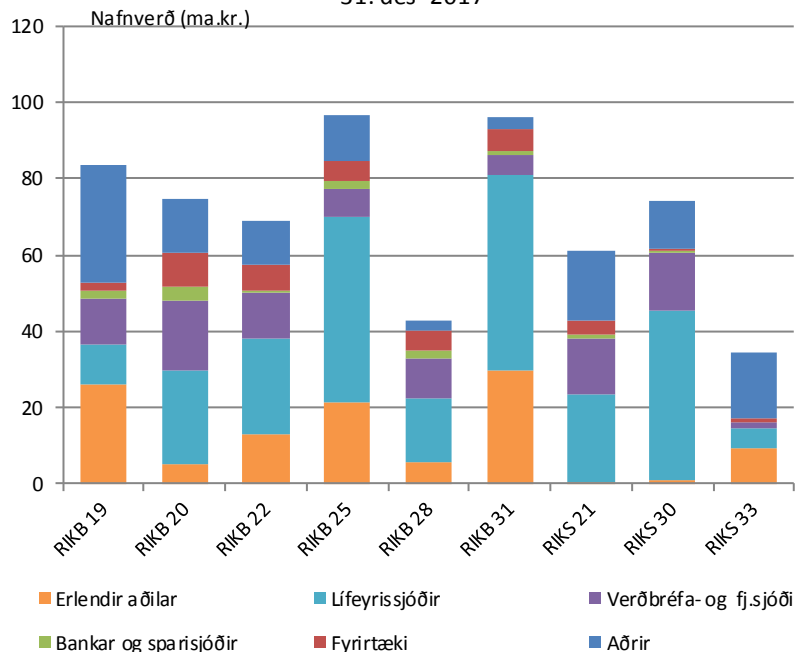
Eigendaskipting ríkisbréfa

	Eigendaskipting (ma.kr.)									Alls
	RIKB 19	RIKB 20	RIKB 22	RIKB 25	RIKB 28	RIKB 31	RIKS 21	RIKS 30	RIKS 33	
Erlendir aðilar	26,2	5,3	12,8	21,5	5,6	29,8	0,4	0,9	9,5	111,9
Lífeyrissjóðir	10,2	24,6	25,4	48,5	16,9	51,2	23,1	44,5	4,9	249,2
Verðbréfa- og fj.sjóðir	12,2	18,4	11,6	7,4	10,5	5,1	14,5	15,0	1,4	96,2
Bankar og sparisjóðir	1,9	3,3	0,8	2,1	2,2	1,1	1,0	0,5	0,0	12,9
Bankar í slitameðferð	2,4	8,9	6,7	5,1	5,3	6,0	4,0	0,4	1,4	40,2
Aðrir	31,0	14,2	11,7	12,3	2,3	2,9	18,3	12,9	16,9	122,6
Nafnverð alls (ma.kr.)	83,9	74,7	69,1	96,9	42,7	96,1	61,3	74,3	34,2	633,1

Heimild: Lánamál ríkisins

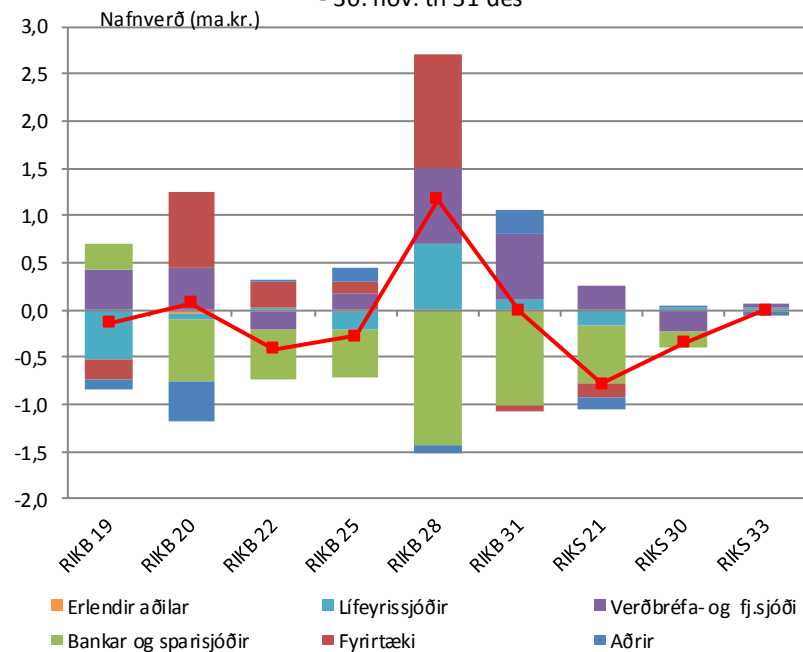
Eigendur ríkisverðbréfa

-31. des 2017



Breyting milli mánaða

- 30. nóv. til 31 des

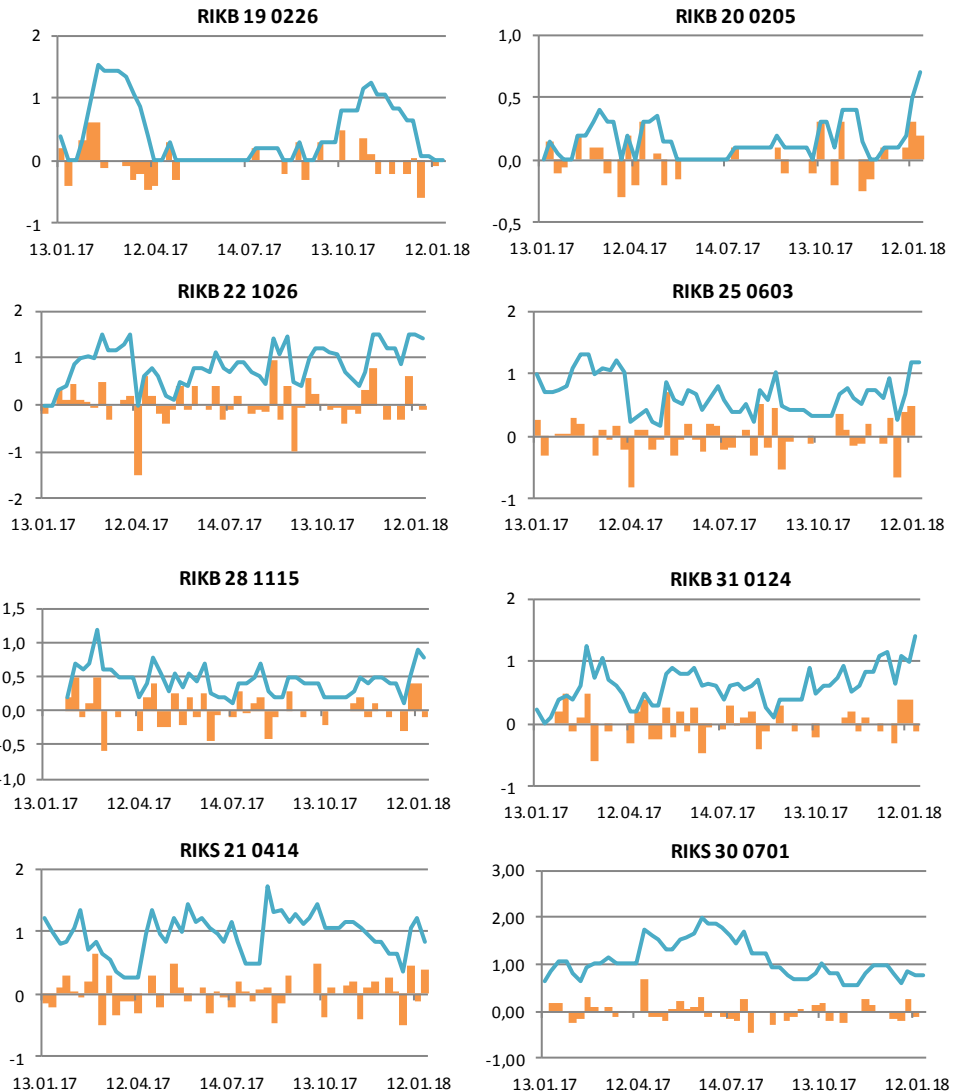
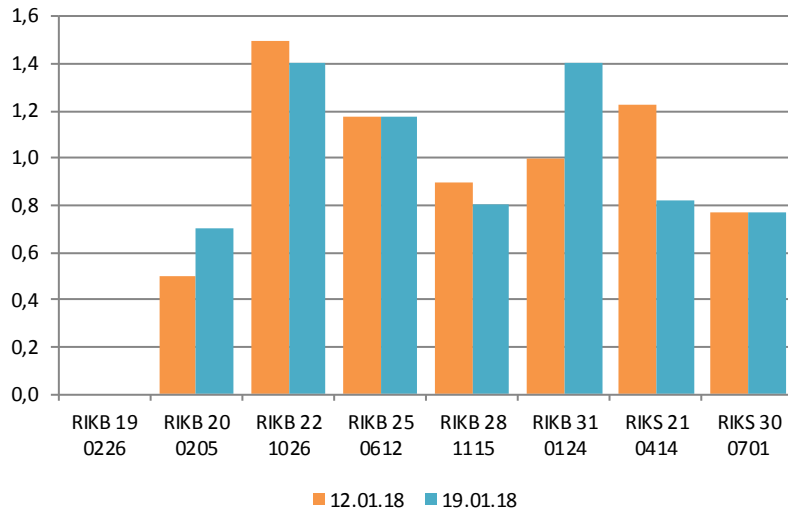


Staða verðbréfalána

Flokkur	Nafnverð (m.kr.)	Breyting síðan				
		1V	4V	12V	26V	52V
RIKB 19 0226	0,0	0,0	-0,7	-0,8	-0,2	0,0
RIKB 20 0205	0,7	0,2	0,6	0,6	0,6	0,6
RIKB 22 1026	1,4	-0,1	0,2	0,3	0,5	1,4
RIKB 25 0612	1,2	0,0	0,3	0,9	0,8	0,5
RIKB 28 1115	0,8	-0,1	0,4	0,6	0,4	0,8
RIKB 31 0124	1,4	0,4	0,3	0,8	0,8	1,4
RIKS 21 0414	0,8	-0,4	0,2	-0,2	0,0	-0,2
RIKS 30 0701	0,8	0,0	0,0	0,0	-0,7	-0,1

Heimild: Lánamál Ríkisins

Breyting milli vikna



Innihald og form skjals þessa er unnið af starfsmönnum Hagfræðideildar Landsbankans hf. (hagfraedideild@landsbankinn.is) og byggist á aðgengilegum opinberum upplýsingum á þeim tíma sem greiningin var unnin. Mat á þeim upplýsingum endurspeglar skoðanir starfsmanna Hagfræðideildar Landsbankans á þeim degi þegar greiningin er dagsett, en þær geta breyst án fyrirvara.

Landsbankinn hf. og starfsfólk hans taka ekki ábyrgð á viðskiptum sem byggð eru á þeim upplýsingum og skoðunum sem hér eru settar fram.

Bent skal á að Landsbankinn hf. getur á hverjum tíma haft beinna eða óbeinna hagsmuna að gæta, ýmist sjálfur, dótturfélög hans eða fyrir hönd viðskiptamanna, s.s. sem fjárfestir, lánardrottinn eða þjónustuaðili. Greiningar eru engu að síður unnar sjálfstætt af Hagfræðideild Landsbankans og innan Landsbankans eru í gildi reglur um aðskilnað starfssviða sem eru aðgengilegar á vef bankans.

