

27. nóvember 2017

Vikubyrjun – Innlendar markaðsupplýsingar

Hagfræðideild Landsbankans

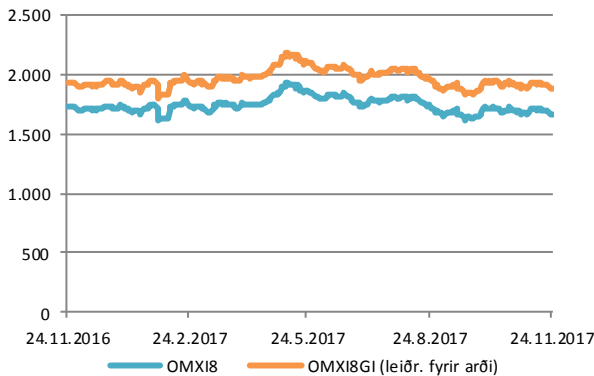


Hlutabréf

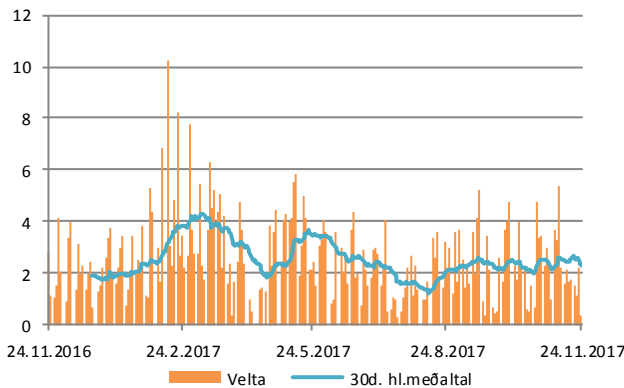
Félag	Verð	Velta (ma.kr./viku)	Breyting síðan ...					
			áramót	1V	1M	3M	6M	12M
OMXI8	1670,31	6,6	-2,4%	-1,8%	-1,7%	-4,2%	-10,1%	-3,7%
OMXI8GI	1886,89		-1,2%	-1,8%	-1,7%	-4,2%	-10,1%	-2,6%
Marel	328,00	1,9	36,0%	-0,6%	-5,2%	-6,4%	-6,3%	34,4%
Icelandair	15,00	0,9	-37,1%	0,0%	0,0%	0,0%	0,0%	-36,2%
Össur	448,50	0,0	10,5%	-6,8%	-6,1%	-8,7%	4,6%	12,8%
Eimskip	251,00	0,9	-20,2%	-9,0%	-9,7%	-17,9%	-24,2%	-24,1%
HB Grandi	33,35	0,2	32,5%	4,2%	15,0%	3,3%	10,8%	30,7%
Hagar	37,65	0,2	-30,3%	-0,4%	3,9%	4,6%	-31,8%	-29,5%
N1	115,00	0,1	-8,6%	-0,9%	-2,5%	1,3%	0,9%	-8,2%
Skeljungur	7,37	0,2	8,9%	4,5%	7,1%	40,6%	15,9%	
Fjarskipti	66,80	0,1	31,0%	-0,9%	3,7%	9,2%	9,3%	45,9%
Síminn	4,14	0,8	33,3%	-0,7%	6,2%	5,3%	-1,0%	35,4%
Nýherji	26,50	0,1	29,9%	-2,8%	-8,5%	-14,0%	-18,2%	31,2%
Sjóvá	17,00	0,1	24,6%	-3,4%	-0,9%	2,4%	-10,3%	24,2%
VÍS	11,90	0,2	36,9%	-1,7%	5,3%	21,4%	5,9%	37,4%
TM	33,70	0,0	28,6%	-1,9%	3,1%	13,9%	2,0%	27,0%
Reginn	25,93	0,5	-1,0%	0,1%	7,8%	5,2%	-12,1%	1,7%
Reitir	88,00	0,3	-4,4%	-1,1%	3,0%	-2,5%	-17,4%	-2,9%
Eik	10,06	0,3	-3,8%	-2,8%	-3,5%	-1,5%	-20,7%	-2,5%

Leiðrétt fyrir arðgreiðslum. Heimild: Kodiak, útreikningar Hagfræðideildar

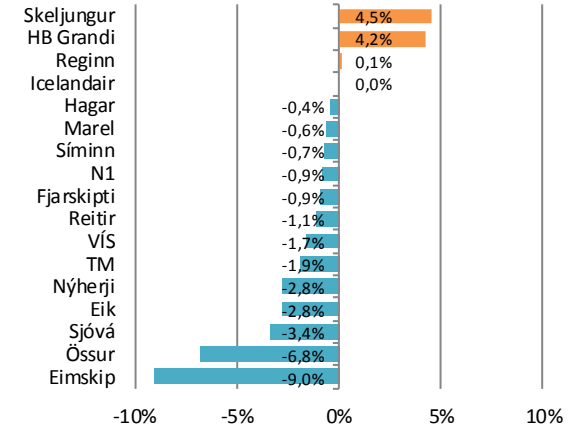
Úrvalsvísitalan



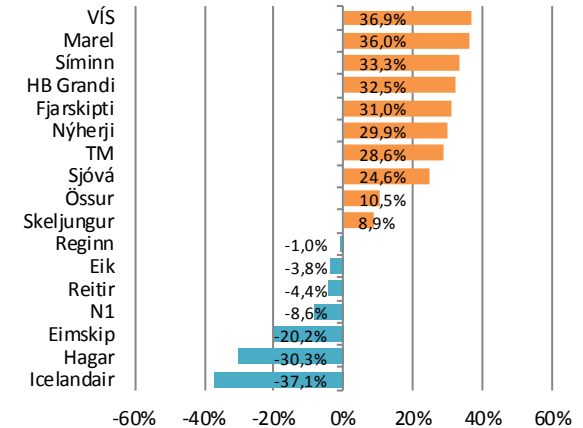
Velta



Breyting í vikunni



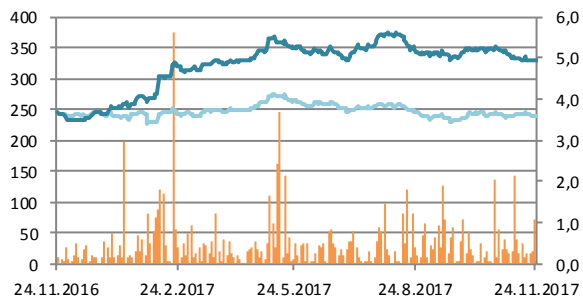
Síðan áramót



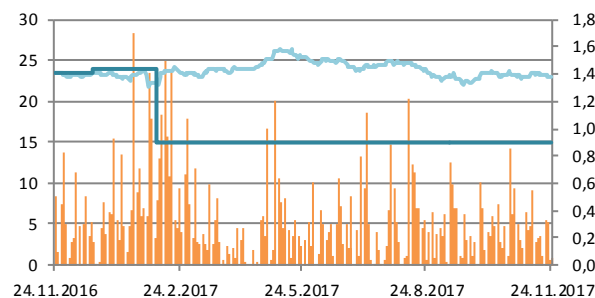
Hlutabréf

Velta (h.ás, ma.kr./dag) Verð OMXI8GI

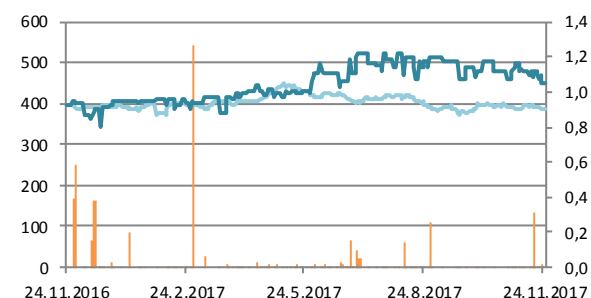
Marel



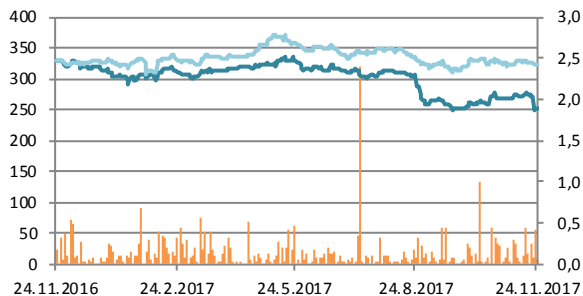
Icelandair



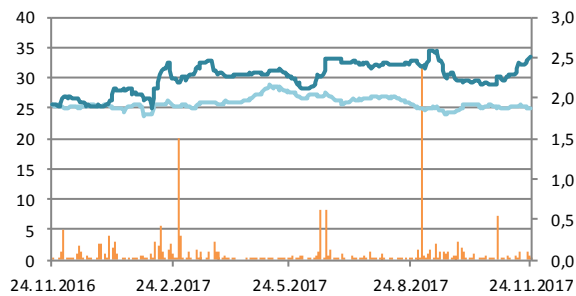
Össur



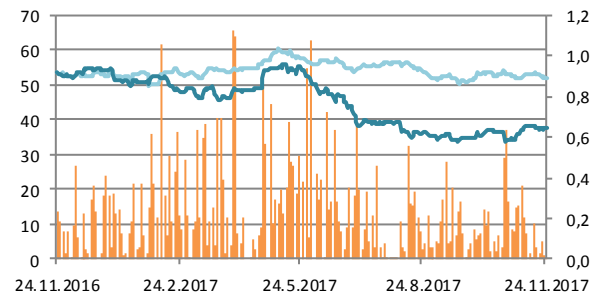
Eimskip



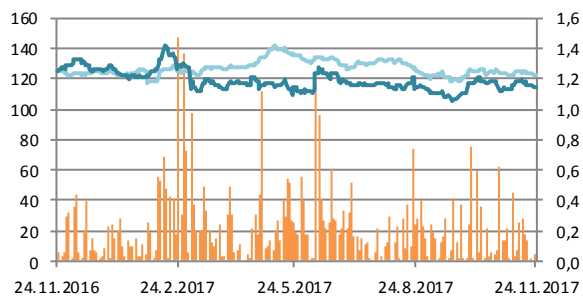
HB Grandi



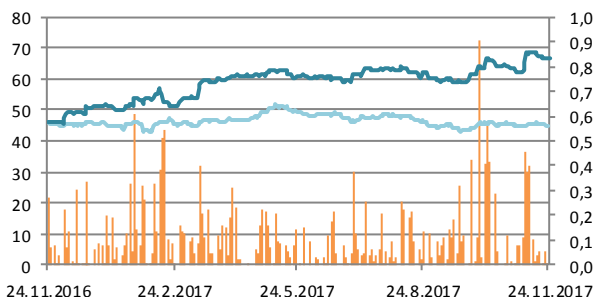
Hagar



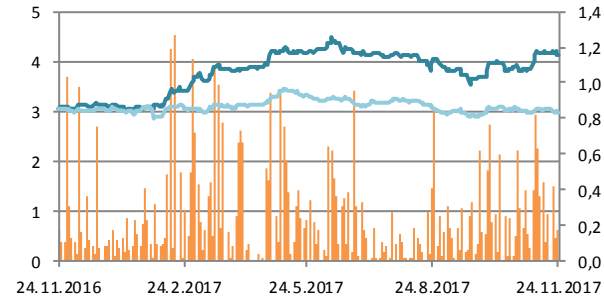
N1



Fjarskipti



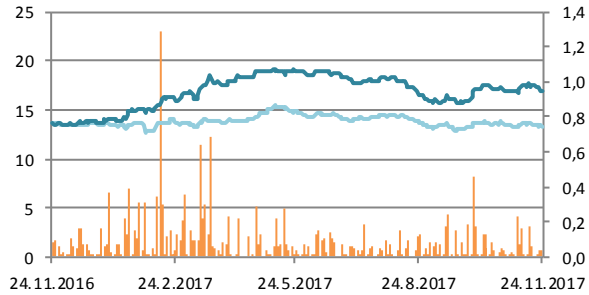
Síminn



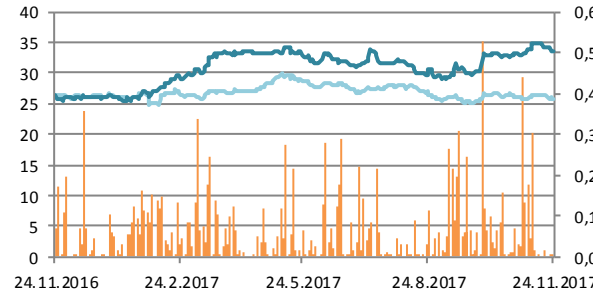
Hlutabréf

Velta (h.ás, ma.kr./dag) Verð OMXI8GI

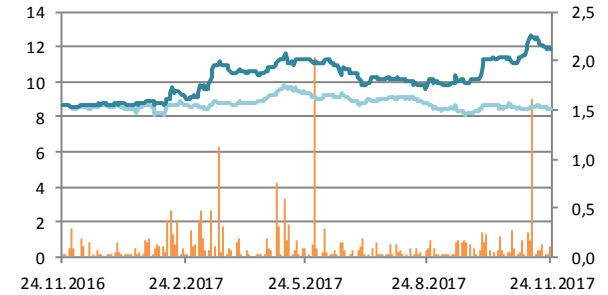
Sjóvá



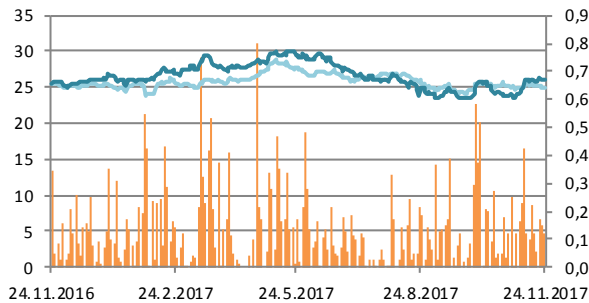
TM



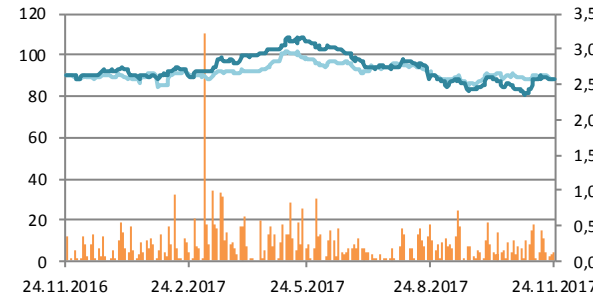
Vís



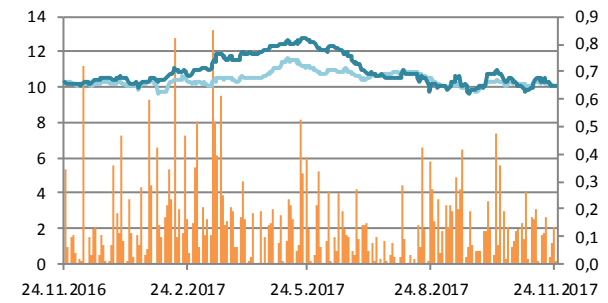
Reginn



Reitir



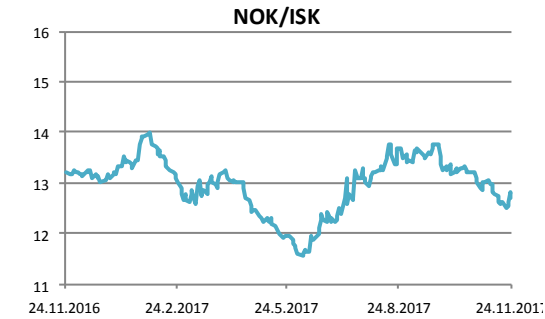
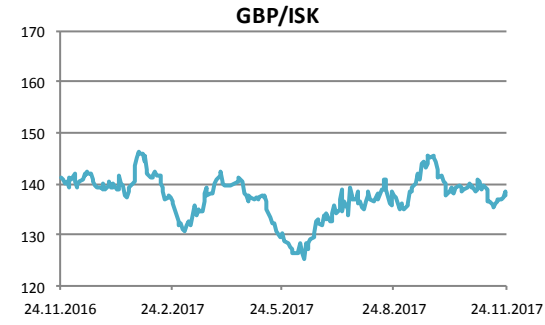
Eik



Gjaldeyrismarkaður

Gengi ISK	24.nóv	Breyting síðan ...				
		1V	1M	3M	6M	12M
EUR	122,7	0,7%	-1,1%	-3,0%	9,3%	2,5%
USD	103,4	0,1%	-2,1%	-3,7%	3,0%	-8,8%
GBP	137,7	0,7%	-1,0%	0,0%	5,8%	-2,6%
SEK	12,5	1,4%	-3,2%	-6,3%	8,0%	1,5%
DKK	16,5	0,6%	-1,1%	-3,1%	9,3%	2,4%
NOK	12,7	0,7%	-3,8%	-7,0%	6,2%	-3,8%
CHF	105,4	1,2%	-1,5%	-5,3%	2,5%	-5,5%
JPY	0,93	1,1%	0,1%	-5,5%	3,3%	-7,5%

Miðgengi Seðlabanka Íslands. Heimild: Kodiak

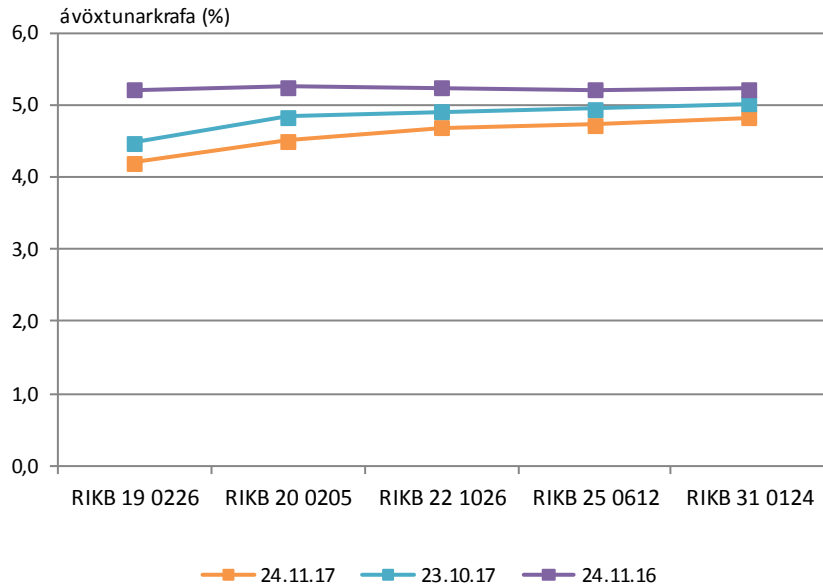


Ríkisbréf

	verð	krafa	velta (ma.kr./viku)	Breyting á kröfu síðan ...				
				1V	1M	3M	6M	12M
RIKB 19 0226	105,38	4,21	2,1	-0,01	-0,27	-0,48	-0,53	-1,00
RIKB 20 0205	103,56	4,50	2,3	-0,11	-0,34	-0,30	-0,28	-0,75
RIKB 22 1026	111,01	4,68	2,3	0,02	-0,22	-0,20	-0,05	-0,55
RIKB 25 0612	120,31	4,73	1,7	-0,02	-0,22	-0,22	0,00	-0,48
RIKB 31 0124	116,00	4,83	2,0	0,00	-0,19	-0,20	0,10	-0,39
RIKS 21 0414	105,91	1,97	1,7	-0,03	-0,19	-0,28	-0,65	-0,96

Heimild: Kodiak

Vaxtaferlar

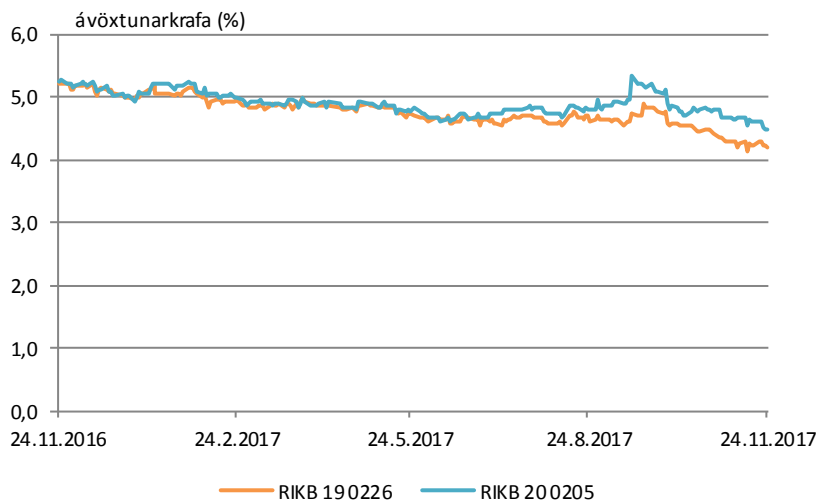


Verðbólguálag

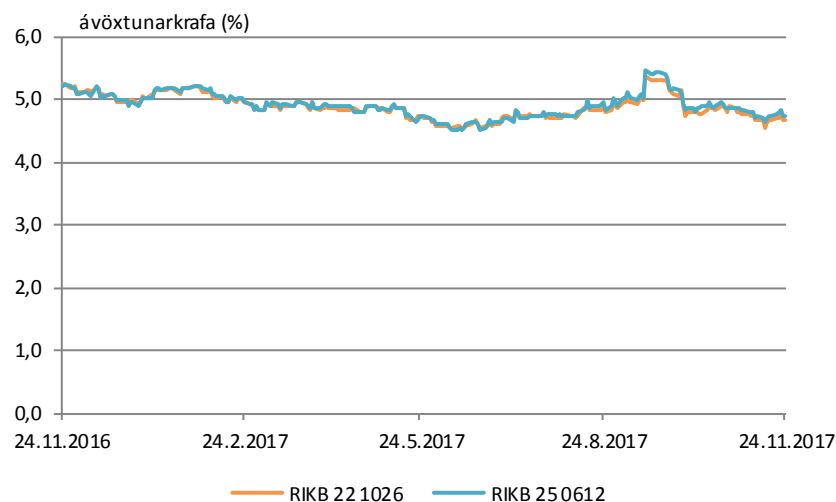


Ríkisbréf

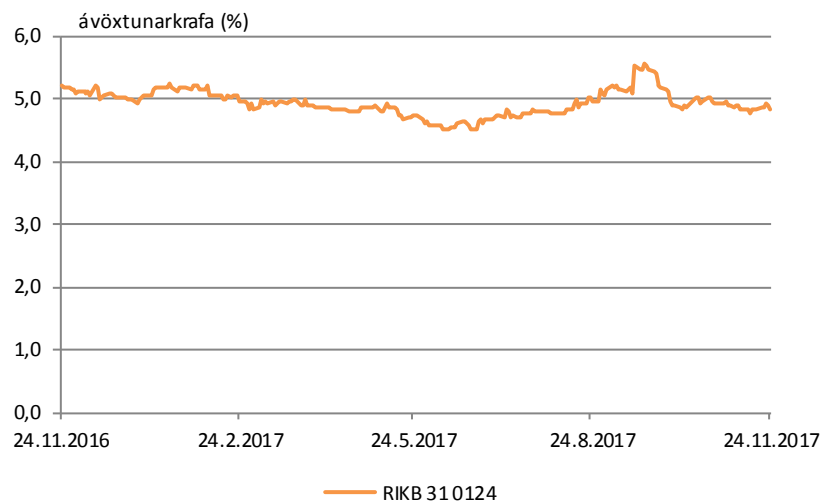
Stutt ríkisbréf



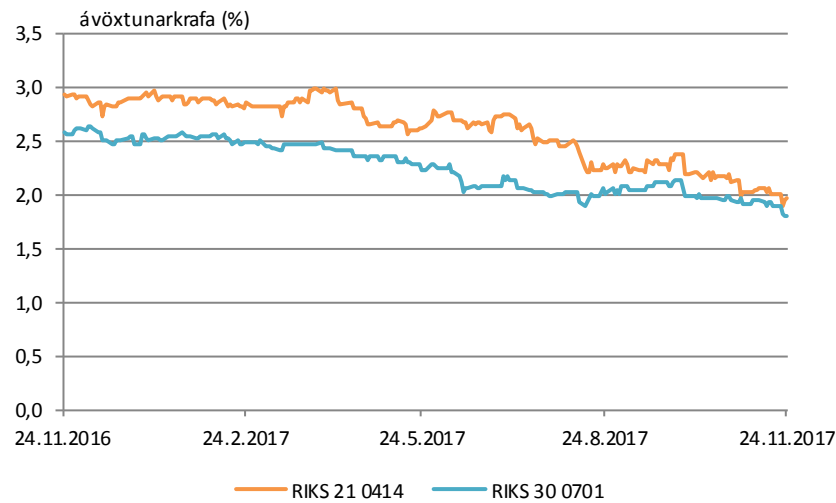
Millilöng ríkisbréf



Löng ríkisbréf



Verðtryggð ríkisbréf

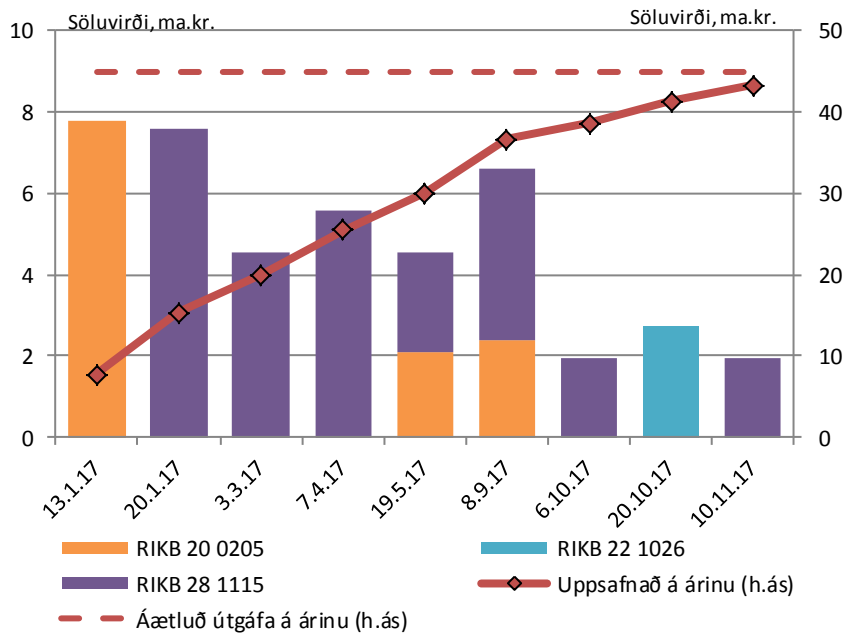


Útboð ríkisbréfa

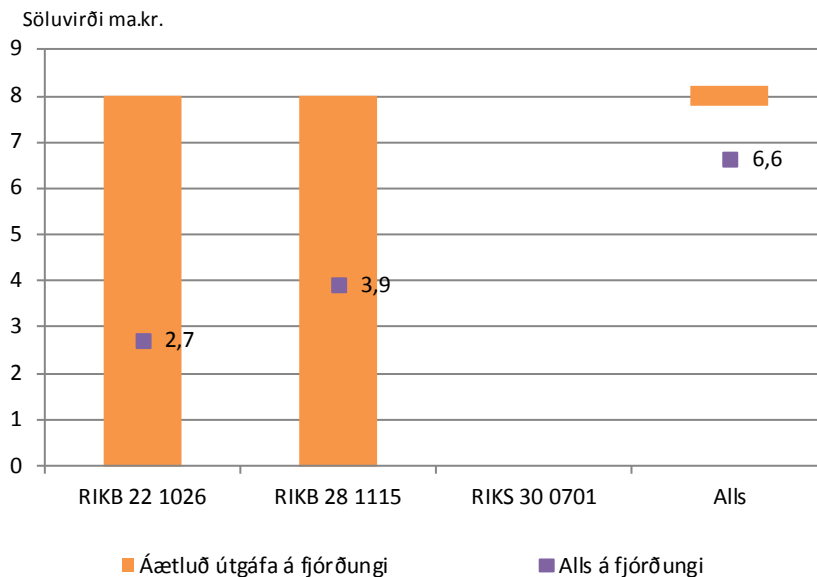
Seinustu útboð		Tilboð	Samþykkt	Verð	Krafa
Dags	Flokkur				
10.11.17	RIKB 28 1115	5,4	1,9	101,40	4,83
20.10.17	RIKB 22 1026	2,9	2,5	110,43	4,85
6.10.17	RIKB 28 1115	3,7	2,0	100,55	4,93
8.9.17	RIKB 20 0205	2,3	2,3	102,80	4,97
8.9.17	RIKB 28 1115	4,2	4,0	98,64	5,16
7.7.17	RIKB 20 0205	3,0	3,0	103,46	4,77
7.7.17	RIKB 28 1115	1,7	1,7	101,88	4,78

Að nafnvirði (ma.kr.) Heimild: Lánamál Ríkisins

Útboð á árinu m.v. ársáætlun



Útboð á 4. ársfj. m.v. ársfjórðungsáætlun

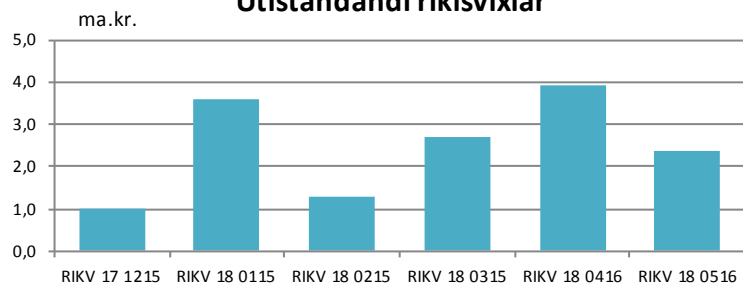


Útboð ríkisvixla

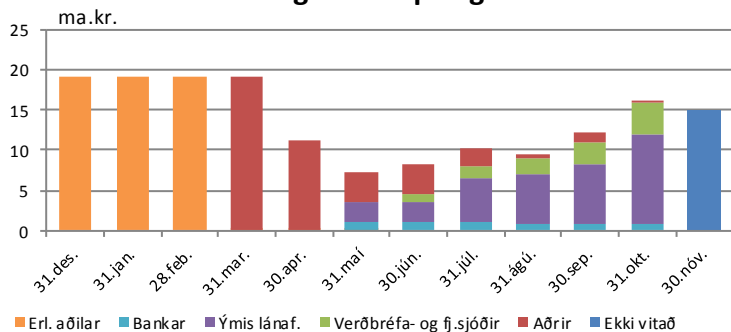
dags	6 mán. vixl		
	Tilboð	Samþykkt	Vextir
12.10.17	6,1	3,9	4,24
13.09.17	3,8	2,7	4,49
11.08.17	3,1	1,3	4,48
13.07.17	6,8	3,6	4,50
13.06.17	1,2	1,0	4,70
10.05.17	3,7	3,5	4,95

Heimild: Lánamál Ríkisins

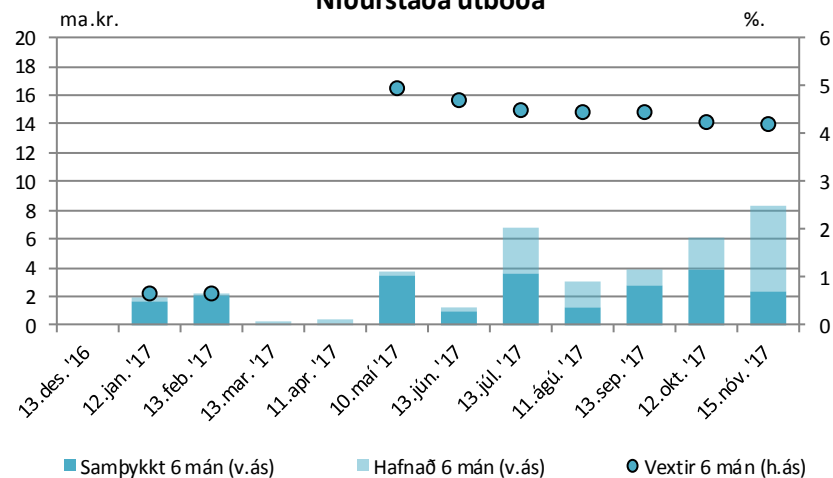
Útistandandi ríkisvixlar



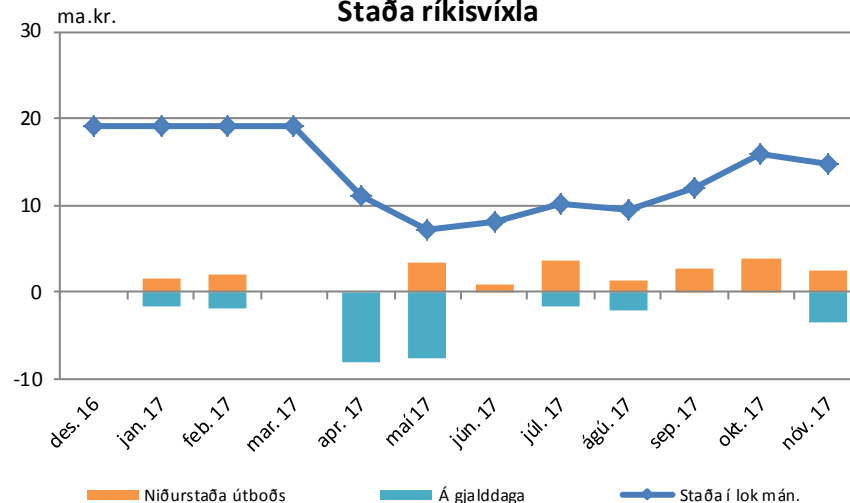
Eigendaskipting



Niðurstaða útboða



Staða ríkisvixla



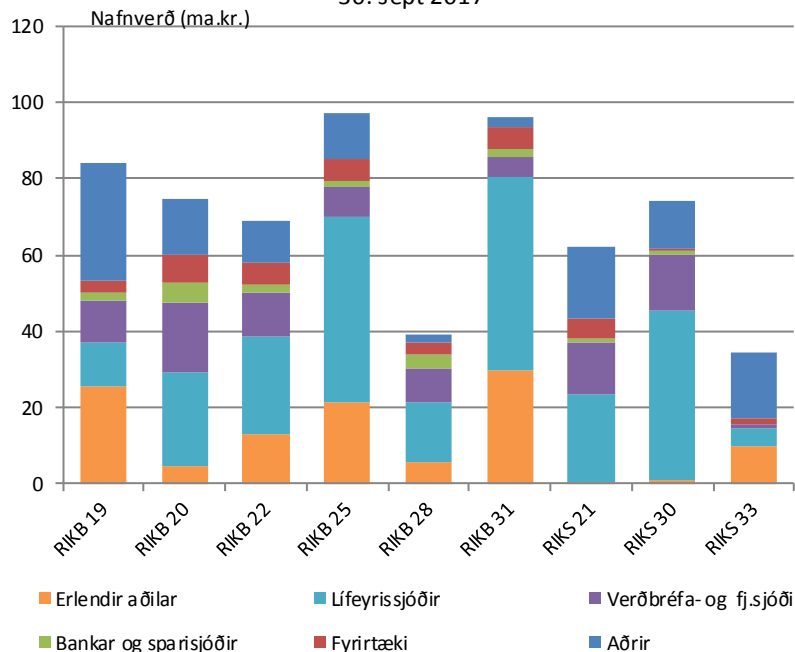
Eigendaskipting ríkisbréfa

	Eigendaskipting (ma.kr.)									Alls
	RIKB 19	RIKB 20	RIKB 22	RIKB 25	RIKB 28	RIKB 31	RIKS 21	RIKS 30	RIKS 33	
Erlendir aðilar	25,5	4,3	12,8	21,5	5,5	29,8	0,4	0,9	9,6	110,4
Lífeyrissjóðir	11,7	25,0	25,7	48,6	15,7	50,9	23,2	44,5	4,8	250,1
Verðbréfa- og fj.sjóðir	10,7	18,3	11,7	7,7	8,7	5,0	13,4	14,8	1,4	91,6
Bankar og sparissjóðir	1,9	5,1	1,9	1,6	3,7	1,9	1,2	0,9	0,0	18,3
Bankar í slitameðferð	3,2	7,5	5,9	5,6	3,4	5,8	5,2	0,5	1,4	38,5
Aðrir	31,1	14,6	11,2	11,9	2,2	2,5	18,7	12,9	17,0	122,1
Nafnverð alls (ma.kr.)	84,2	74,7	69,2	97,0	39,3	96,0	62,0	74,5	34,2	630,9

Heimild: Lánamál ríkisins

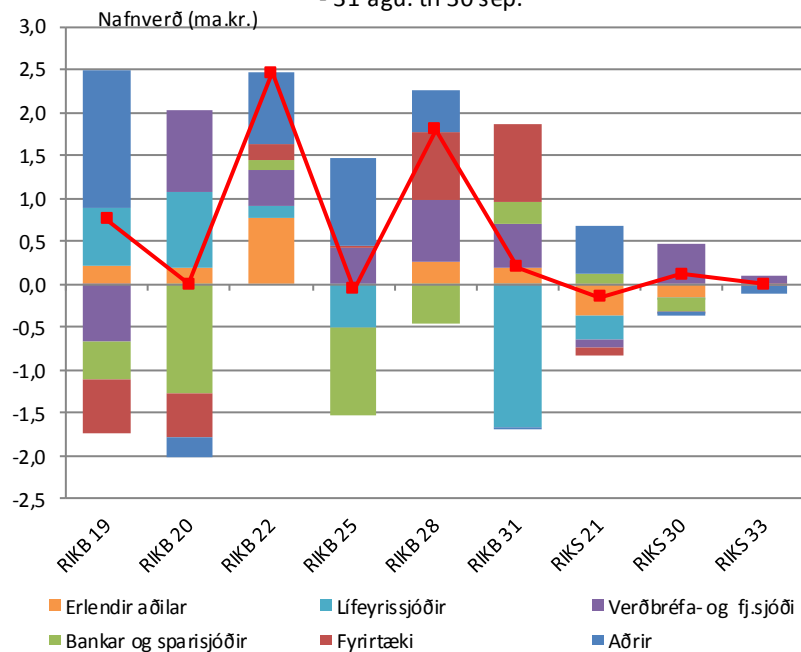
Eigendur ríkisverðbréfa

-30. sept 2017



Breyting milli mánaða

- 31 ágú. til 30 sep.

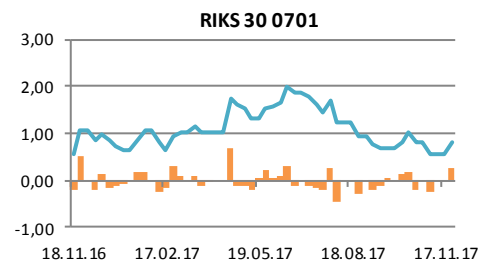
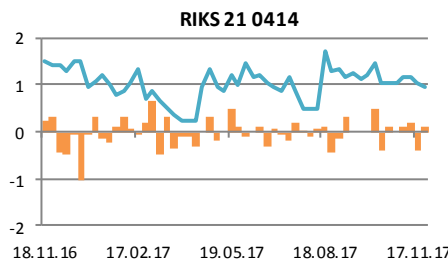
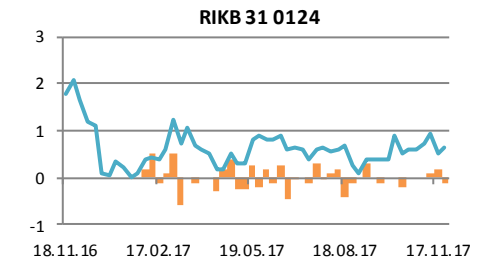
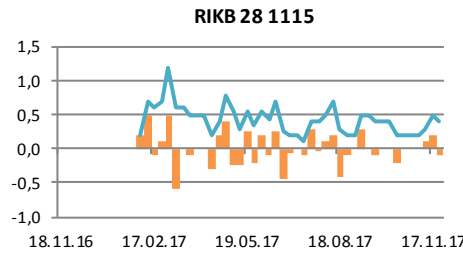
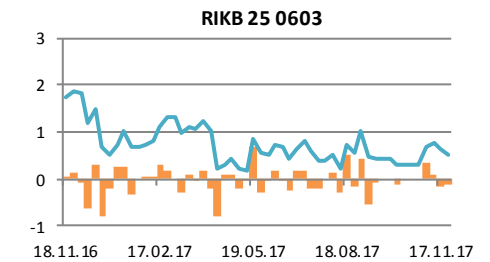
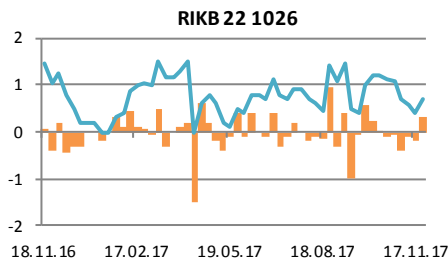
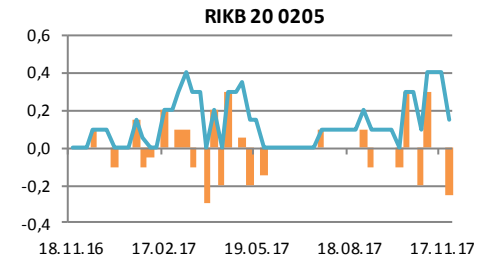
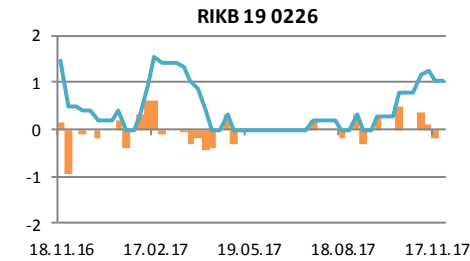
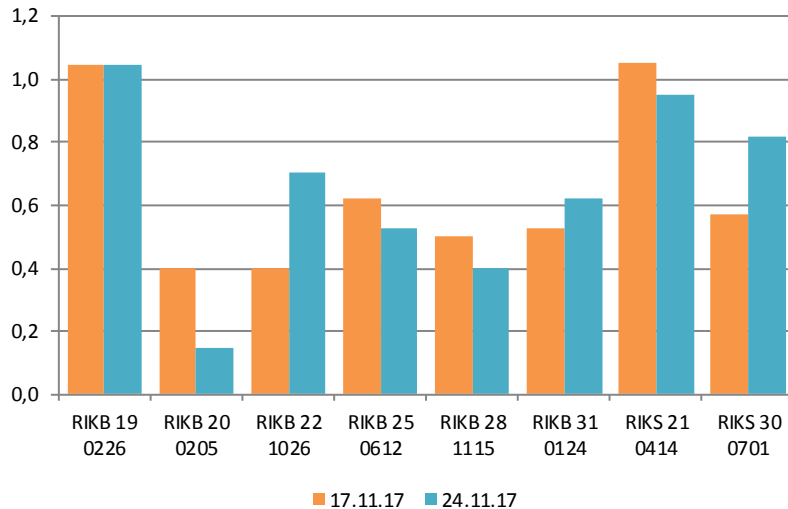


Staða verðbréfalána

Flokkur	Nafnverð (m.kr.)	Breyting síðan				
		1V	4V	12V	26V	52V
RIKB 19 0226	1,0	-0,2	0,3	1,0	1,0	-0,4
RIKB 20 0205	0,4	0,0	0,1	0,3	0,3	0,4
RIKB 22 1026	0,4	-0,2	-0,7	-1,0	0,3	-1,1
RIKB 25 0612	0,6	-0,2	0,3	0,1	-0,3	-1,1
RIKB 28 1115	0,5	0,2	0,3	0,3	-0,1	0,5
RIKB 31 0124	0,5	-0,4	-0,1	0,3	-0,3	-1,3
RIKS 21 0414	1,1	-0,1	0,0	-0,3	-0,2	-0,5
RIKS 30 0701	0,6	0,0	-0,3	-0,4	-0,8	0,0

Heimild: Lánamál Ríkisins

Breyting milli vikna



Breyting milli vikna

Útistandandi



Innihald og form skjals þessa er unnið af starfsmönnum Hagfræðideildar Landsbankans hf. (hagfraedideild@landsbankinn.is) og byggist á aðgengilegum opinberum upplýsingum á þeim tíma sem greiningin var unnin. Mat á þeim upplýsingum endurspeglar skoðanir starfsmanna Hagfræðideildar Landsbankans á þeim degi þegar greiningin er dagsett, en þær geta breyst án fyrirvara.

Landsbankinn hf. og starfsfólk hans taka ekki ábyrgð á viðskiptum sem byggð eru á þeim upplýsingum og skoðunum sem hér eru settar fram.

Bent skal á að Landsbankinn hf. getur á hverjum tíma haft beinna eða óbeinna hagsmuna að gæta, ýmist sjálfur, dótturfélög hans eða fyrir hönd viðskiptamanna, s.s. sem fjárfestir, lánardrottinn eða þjónustuaðili. Greiningar eru engu að síður unnar sjálfstætt af Hagfræðideild Landsbankans og innan Landsbankans eru í gildi reglur um aðskilnað starfssviða sem eru aðgengilegar á vef bankans.

