

Fact Sheet

Q1 2014



Landsbankinn in brief

Landsbankinn hf. is a leading Icelandic financial institution. The Bank offers a full range of financial services and is the market leader in the Icelandic financial service sector with the largest branch network. Focused on commercial banking, Landsbankinn provides retail and corporate banking services, capital markets services and asset and wealth management for private banking clients.

Landsbankinn hf. was established on 9 October 2008 but the history of its predecessor runs back to 1886.

Shareholders of Landsbankinn hf. are the Icelandic State with 97.9% share, Landsbankinn hf. holds 1.3% and around 1400 current and former employees of Landsbankinn hold 0.8%

CEO of Landsbankinn hf. is Steinthor Pálsson.

Balance sheet

| | 31.3.2014 | 31.12.2013 | 31.3.2014 | 31.12.2013 |
|---|-----------|------------|-----------|------------|
| | ISKm | | EURm | |
| Total assets | 1,153,804 | 1,151,516 | 7,280 | 7,265 |
| Loans to customers | 681,883 | 680,468 | 4,302 | 4,293 |
| Loans to financial institutions | 63,896 | 67,916 | 403 | 428 |
| Bonds | 284,418 | 290,595 | 1,794 | 1,833 |
| Equities | 36,414 | 36,275 | 230 | 229 |
| Deposits from customers | 468,661 | 456,662 | 2,957 | 2,881 |
| Deposits from financial institutions | 174,031 | 167,218 | 1,098 | 1,055 |
| Borrowings | 234,844 | 239,642 | 1,482 | 1,512 |
| Equity | 225,392 | 241,359 | 1,422 | 1,523 |
| Equity ratio (CAD) | 24.8% | 26.7% | | |
| Loans / customers deposits | 145.5% | 149.0% | | |

Customers and branches

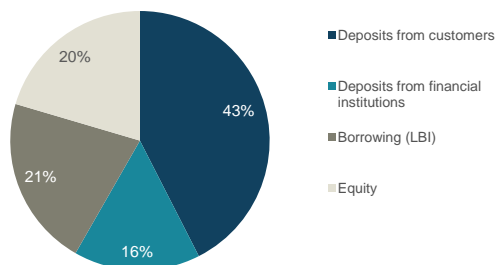
31.3.2014

| | |
|---------------------|---------|
| Retail customers | 114,000 |
| Corporate customers | 11,000 |
| Number of branches | 33 |
| Number of employees | 1,178 |

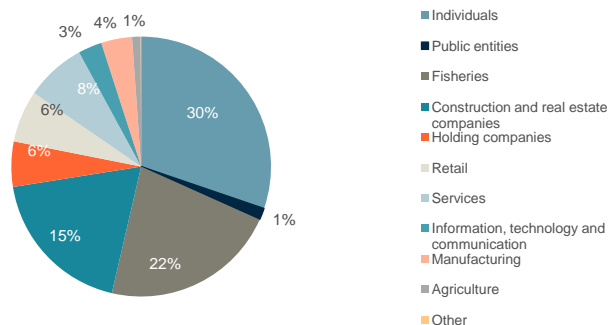
Income statement

| | Q1 2014 | Q1 2013 | Q1 2014 | Q1 2013 |
|---------------------------|---------|---------|---------|---------|
| | ISKm | | EURm | |
| Operating income | 12,643 | 20,052 | 81 | 121 |
| Profit after taxes | 4,288 | 7,989 | 27 | 48 |
| ROE after taxes | 7.3% | 14.0% | | |
| Interest spread | 2.7% | 3.6% | | |
| Cost-income ratio | 72.0% | 36.6% | | |

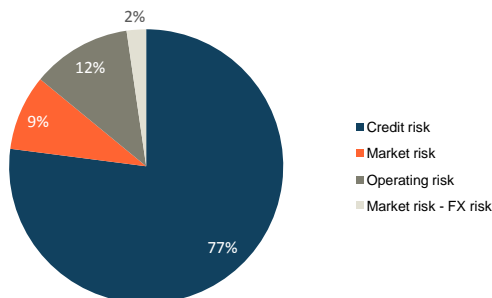
Funding profile



Loans and advances by industry sectors



Risk profile



Equity ratio

